MEDIA GUIDE

JUNE 17-23, 2024

TPC RIVER HIGHLANDS, CROMWELL, CT

TRAVELERS
CHAMPIONSHIP

RAVELERS
AMPIONSHIP

TABLE OF CONTENTS

TRAVELERS CHAMPIONSHIP INFORMATION

6 I Tournament Quick Facts
6 I Where to Tune-In
7 I About Travelers
8 I Past Tournament Chairs
9 I Charitable Focus
9 I Birdies for Charity
10 I Honorary Tournament Chairs
11 I Board of Directors
12 I Volunteer Committee Chairs
12 I Tournament Staff

TOURNAMENT STATISTICS & RECORDS

16 I Tournament Champions
16 I First-Time Winners
16 I Scoring Averages by Round
17 I Tournament Records
18 I Tournament Playoffs
20 I The Umbrella at 15$^{1/2}$
21 I Holes-In-One
21 I Top 50 Career Tournament Earnings
22 I Purse & Points Distribution
22 I Purse History
23 I Oldest-Youngest PGA TOUR Events

TOURNAMENT RESULTS

26 I 2023 Champion: Keegan Bradley
28 I 2023 Tournament Results
30 I Past Tournament Results

66 I INDIVIDUAL RESULTS

162 I PGA TOUR MEDIA REGULATIONS

MEDIA CONTACTS

TRAVELERS CHAMPIONSHIP

ALI MAZE
Cell: (860) 670-5266
amaze@travelerschampionship.com

KATIE BASKYS
Cell: (860) 944-7431
kbaskys@travelerschampionship.com

TRAVELERS

MIKE WHITMER
Office: (860) 277-2010
Cell: (860) 558-5311
mwhitmer@travelers.com

COURTNEY GARRO
Cell: (860) 277-8719
Cell: (860) 805-4052
cgarro@travelers.com

TRAVELERS CHAMPIONSHIP INFORMATION

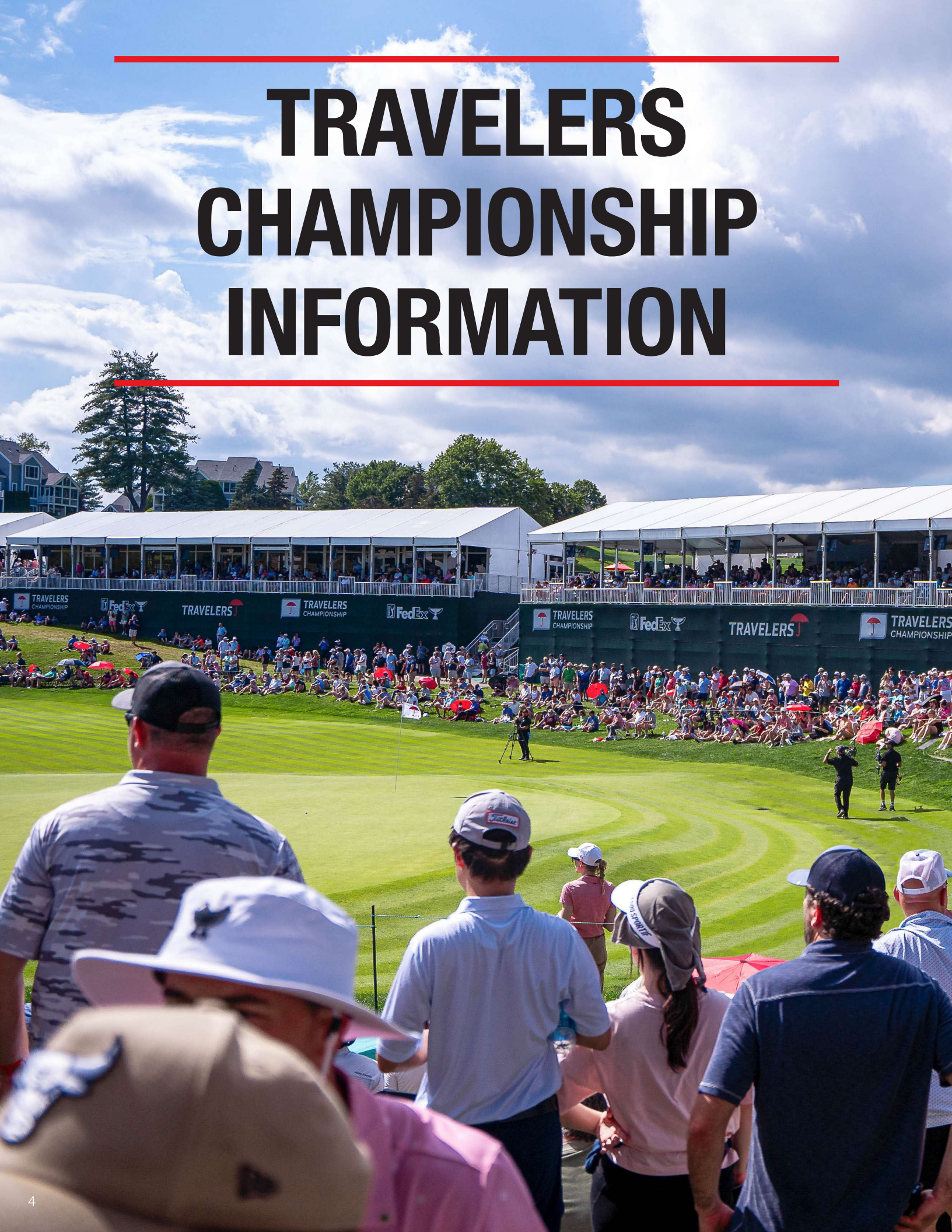

17
TRAVELERS
CHAMPIONSHIP
FedEx

TOURNAMENT QUICK FACTS

DATES: June 17-23, 2024

COURSE: TPC River Highlands | Par 35-35—70 | 6,852 yards

PLAYER FIELD: 78-80

FORMAT: 72-Hole Stroke Play.

PURSE: $20 million

WINNER'S SHARE: $3.6 million

FEDEXCUP POINTS: 700 to the winner

DEFENDING CHAMPION: Keegan Bradley

RECENT CHAMPIONS: Xander Schauffele (2022), Harris English (2021), Dustin Johnson (2020), Chez Reavie (2019) Bubba Watson (2018), Jordan Spieth (2017)

WHERE TO TUNE-IN

TELEVISION:

Thursday, 6/20	3-6 p.m. ET	GOLF*
Friday, 6/21	3-6 p.m. ET	GOLF*
Saturday, 6/22	1-3 p.m. ET	GOLF*
	3-6 p.m. ET	CBS**
Sunday, 6/23	1-3 p.m. ET	GOLF*
	3-6 p.m. ET	CBS**

** Simulcast on PGATOUR.COM, Peacock and the NBC Sports App*

*** Simulcast on PGATOUR.COM, Paramount+ and CBSSports.com*

PGA TOUR RADIO:

Thursday, 6/20 – Friday, 6/21
12-6 p.m. ET SIRIUS 208/XM 92/PGATOUR.COM

Saturday, 6/22 – Sunday, 6/23
1-6 p.m. ET SIRIUS 208/XM 92/PGATOUR.COM

STREAMING:

PGA TOUR Live on ESPN+

Thursday, 6/20	7:30 a.m.- 6 p.m. ET*
	3 p.m. - 6 p.m. ET**
Friday, 6/21	7:30 a.m.- 6 p.m. ET*
	3 p.m. - 6 p.m. ET**
Saturday, 6/22	7:30 a.m.- 6 p.m. ET*
	1 p.m. - 6 p.m. ET**
Sunday, 6/23	7:30 a.m.- 6 p.m. ET*
	1 p.m. - 6 p.m. ET**

**All four live feeds: Main Feed, Marquee Group, Featured Groups and Featured Holes*

***Featured Groups and Featured Holes*

Broadcast times are subject to change. Please check TravelersChampionship.com for the most up-to-date information.

DON'T FORGET TO FOLLOW ALONG ON SOCIAL!

/TravelersChampionship @travelerschamp @TravelersChamp @TravelersChamp

ABOUT TRAVELERS

Travelers, the Official Property Casualty Insurance Provider of the PGA TOUR, has been associated with the Travelers Championship since its inception in 1952, becoming title sponsor in 2007. The company has consistently invested in and supported the tournament, helping turn it into an award-winning, best-in-class experience that is now a prestigious Signature Event on the PGA TOUR. The tournament donates 100% of its net proceeds to charity and has generated more than $28 million for over 900 nonprofits since Travelers took over as title sponsor. This year marks the 18th tournament with Travelers as title sponsor, matching the longest run in the event's history. Travelers has a title sponsorship agreement with the PGA TOUR through the 2030 tournament.

Travelers is a leading provider of property casualty insurance for auto, home and business, primarily available through independent insurance agents and brokers. The company has been doing business in Connecticut for more than 150 years, and today has more than 7,000 employees in the state. Travelers is well known for its support of community and nonprofit organizations, and in 2023 Travelers employees performed more than 100,000 volunteer hours across the country.

The company has approximately 30,000 employees, generated revenues of approximately $41 billion in 2023, and is a component of the Dow Jones Industrial Average.

For more information, visit travelers.com.

TRAVELERS

PAST TOURNAMENT CHAIRS

1952 Harry V. Keefe, Jr. , Edwin H. May, Jr.
1953 Burton M. Knust, Dr. Philip T. Sehl
1954 Thomas F. Brennan, Clifford R. Liljedahl
1955 Gene Bruyette, Gerard K. Stewart
1956 Ray J. Hoffenberg, James J. Stewart
1957 Arthur L. Jenks, William Teasdale
1958 Kenneth E. Turn, Jr., Robert G. Watson
1959 Richard P. Rita, Milton C. Smith
1960 Martin B. Hollm, Lee S. Putnam
1961 Bertrand T. Foley, Jr., Robert A. Werdelin
1962 Moss H. Bergwall, Francis J. Savage
1963 Stanley H. Malis, George B. Clark, Jr.
1964 Victor H. Frauenhofer, Robert R. Thorsell
1965 Thomas K. Marshall, John F. Morkan, Jr.
1966 Marvin H. Lapuk, Philip A. Pizzanello
1967 James C. E. Dillon, Edward W. McManus
1968 Robert J. Girouard, John D. Halotek
1969 Nicholas H.T. Panke, William E. Quirk
1970 John R. Barlow, Bruce A. Wilson
1971 Hugh T. Barr, Raymond A. Gorynski
1972 Hugh M. Peters, Robert H. Saunders, Jr.
1973 Jeffrey A. Newfield, D. Peter Davies
1974 Brian E. Curry, Andrew M. Sullivan, Jr.
1975 Henry T. Hughes, Robert M. Garneau
1976 Daniel E. Kleinman
1977 Robert J. Tomasulo
1978 Michael G. Wheeler
1979 Lawrence W. Baldyga
1980 Alan J. Veniscofsky, Sr.
1981 Paul A. Lankarge
1982 Frank P. Carruba, Jr.
1983 Edwin H. May III
1984 Bruce D. Cowen
1985 John D. Shulansky
1986 Philip M. Bonee
1987 Robert P. Palmer
1988 Rosemarie Swiatkiewicz
1989 Robert A. Orenstein
1990 Glenn A. Sieber
1991 Paul H. Ockert
1992 Richard E. O'Neil
1993 Patrick J. Murphy
1994 C. Allyson Cormier
1995 Michael A. Stefano
1996 Eric D. Cormier, Joseph B. Lebovitz
1997 John P. Bates
1998 Ann M. Parizo
1999 Terrance M. Conlon
2000 J. Patrick McNickle
2001 Mark F. Cattel
2002 Scott Kaupin
2003 Cynthia Demma
2004 John Ledoux, Jr.
2005 Larry Wilder
2006 Bradford Babbitt
2007 Mitzi Koninis
2008 Betsy Udal
2009 Tracy Indomenico
2010 Jennifer Davis
2011 Tim Callahan
2012 Tim Callahan

CHARITABLE FOCUS

a seriousfun camp

Generating money for local charities is the primary goal of the Travelers Championship, which provides financial assistance so hundreds of local nonprofit organizations can deliver life-changing services to thousands of Connecticut residents. Led by Travelers, the tournament's corporate sponsors contribute substantially toward this effort. Last year, the Travelers Championship distributed a record $3 million to more than 180 charities, bringing the total generated for charity since Travelers became title sponsor in 2007 to more than $28 million.

Once again, this year's primary beneficiary will be The Hole in the Wall Gang Camp, which provides "a different kind of healing" in a traditional summer camp setting to thousands of children with serious illnesses and their families. A wide range of other worthy causes also benefit from the tournament, including animal shelters, arts and culture, education, health care, housing, human services, mental health and crisis prevention, science and technology, and youth development.

BIRDIES FOR CHARITY

Birdies for Charity is a program that provides nonprofit organizations with the tools needed to easily solicit donations while the Travelers Championship team handles all of the administration and billing processes. Participating charities earn 100% of all donations without incurring any credit card or administration fees, and thanks to Webster Bank will also earn a 15% bonus on every dollar raised. iHeartCommunities also partners with the program to provide participating charities the opportunity to share their stories through radio interviews. Birdies for Charity was launched at the Travelers Championship in 2004, and it has enabled hundreds of charities to generate millions of dollars to support their respective missions throughout our community.

www.travelerschampionship.com/birdies-for-charity

Sponsored by

WebsterBank

In Partnership With:

iHeartMEDIA COMMUNITIES

HONORARY TOURNAMENT CHAIRS

1963 Richard Daniels, Sr.
Daniels Cadillac
1964 Ralph A. Hart
Heublein, Inc.
1965 John Alsop
Covenant Group
1966 Guy C. Shafer
Colt Industries, Inc.
1967 Robert H. Willis
Connecticut Natural Gas
1968 Wilbur Starbel
Veeder Industries
1969 David L. Coffin
The Dexter Corporation
1970 Leonard J. Patricelli
The 1980 Corporation Chase Enterprises
1971 Harry V. Williams
The Hartford Insurance Company
1972 Harry C. Wilkins
The Travelers Insurance Companies
1973 Anson C. Flyer
Arrow Hart
1974 Henry R. Roberts
Connecticut General Life Insurance Company
1975 E. Clayton Gengras, Sr.
Gengras Motor Car
1976 Frank S. Wilson
J. M. Ney Company
1977 Evald C. Gustavson
Southern New England Telephone Company
1978 Howard M. Winterson
Combustion Engineering
1979 Francis M. White
Colonial Bank
1980 Stuard D. Watson
Heublein, Inc.
1981 Edward B. Bates
Connecticut Mutual Life
1982 Gordon I. Ulmer
Connecticut Bank & Trust
1983 Harry J. Gray
United Technologies Corp.
1984 Hartzel Z. Lebed
CIGNA Corporation
1985 John A. Powers
Heublein, Inc.
1986 Denis F. Mullane
Connecticut Mutual Life Insurance Company
1987 Joel B. Alvord
Connecticut National Bank
1988 William B. Ellis
Northeast Utilities
1989 Peter L. Scott
The Black & Decker Corp.
1990 Wilson Wilde
Hartford Steam Boiler and Inspection Company
1991 Wallace Barnes
Barnes Group Inc.
1992 Walter Monteith
Southern New England Telecommunications Corp.
1993 Robert J. Higgins
Fleet National Bank
1994 Victor H. Frauenhofer
Connecticut Natural Gas Corporation
1995 R. Nelson “Oz” Griebel
Bank Boston
1996 Roger A. Gelfenbien
Arthur Andersen
1997 Robert W. Fiondella
Phoenix
1998 Karl J. Krapek
Pratt & Whitney
1999 Richard A. Higginbotham
Fleet National Bank, CT
2000 Tony March
Tony March Buick-GMC-Saturn
2001 Governor John G. Rowland
State of Connecticut
2002 James C. Smith
Webster Bank
2003 Doug Elliot
Travelers
2004 Chandler Howard
Bank of America - Connecticut
2005 Mark Brown
Mohegan Sun
2006 John Meehan
Hartford Hospital
2007 Jay Fishman
Travelers
2008 Christopher M. Dadlez
Saint Francis Hospital and Medical Center
2009 Governor M. Jodi Rell
State of Connecticut
2010 Rear Admiral Michael E. McLaughlin, U.S. Navy
Honorary Military Appreciation Representative

2011 Governor Dannel P. Malloy
State of Connecticut
2012 Rear Admiral Sandra L. Stosz
U.S. Coast Guard Academy
2013 Travelers Military Honorary Co-Chairs:
Linda Botek
Mark Lear
Kelley McDowell
Richard Roncone
Seth St. Amand
2014 Travelers Military Honorary Co-Chairs:
Lauren Chellis
Gregory Lockwood
Casey Neff
Joe L. Stanford III
Sebastian Wisniewski
2015 Travelers Charity Honorary Co-Chairs:
Ben Goldman
Mackenzie Page
Chase Skrubis
Brittany Vose
2016 Travelers Charity Honorary Co-Chairs:
Jay Fishman
Brian Savo
2017 Travelers Charity Honorary Co-Chairs:
Hole in the Wall Gang Camp
Hospital for Special Care
2018 Travelers Charity Honorary Co-Chairs:
Tyler Backus
Jeremy Brown
Carly Demartino
2019 Governor Ned Lamont
State of Connecticut
2021 Chris Berman
ESPN
Jennifer Wislocki
Travelers
2022 Dr. Charlie Sifford



BOARD OF DIRECTORS

GREATER HARTFORD COMMUNITY FOUNDATION, INC.
The Greater Hartford Community Foundation, Inc. is the host organization that is responsible for managing the Travelers Championship.

DANIEL E. KLEINMAN, ESQ.
Board Chair
Hinckley Allen
Partner

DONALD ALLAN, JR.
Stanley Black & Decker
President and Chief Executive Officer

BRADFORD S. BABBITT, ESQ.
Robinson+Cole
Partner

ANDY F. BESSETTE
Travelers
Executive Vice President and Chief Administrative Officer

D. MONTEZ CARTER
Trinity Health Of New England
President and CEO

CHRIS DAILEY
UConn
Women's Basketball Associate Head Coach

DAVID A. DEBASSIO, ESQ.
Hinckley Allen
Partner

ROGER GELFENBIEN
Accenture
Retired

JOHN A. GREEN
Lux Bond & Green
President and Chief Executive Officer

DAVID GRIGGS
MetroHartford Alliance
President and Chief Executive Officer

PETER HEARD
Travelers
Executive Vice President, Enterprise Distribution

CHANDLER J. HOWARD
Liberty Bank
Retired President and CEO

GREGORY M. JONES
Hartford HealthCare
Vice President

KARL KRAPEK
United Technologies Corporation
Retired President and Chief Operating Officer

TED MAY
May, Bonee & Clark
Partner

CHRISTOPHER MOTL
Webster Bank
Executive Vice President

PATRICK MURPHY
ActualMeds
Chief Financial Officer

BRUCE W. ROGERS
USI Insurance
Partner

GLENN SIEBER
Avon Old Farms School
Retired

JANICE WALSH
Travelers
Senior Vice President, Human Resources

MICHAEL WHEELER
Gateway Financial Partners
Financial Advisor

VOLUNTEER COMMITTEE CHAIRS

Throughout the year, a leadership group of Travelers Championship volunteers team up with thousands of other volunteers who donate their time and talent to support the Travelers Championship.

AIRPORT CONCIERGE
Jim Anderson
Jennifer Bouquot

AMATEUR CADDIES
Steve Zirolli

COMPETITION SUPPORT
Nick Guiliano

COMPETITION SUPPORT: SHOTLINK MOBILE SPOTTERS
Joseph "Woody" Mrozowski

COMPETITION SUPPORT: WALKING SCORERS
Charles "Buddy" Buder
Brian Zimmerli

DISTRIBUTION
Ray Shaw
Ben Troup

FAN SERVICES
Monica Zapatka
Andy Farber (Asst)
Ellen Farber (Asst)

FAN ZONE
Jennifer Shea
Jessica Hyde-Cadogen (Asst)

GALLERY MANAGEMENT
Maureen O'Connor
Diane Fuore (Asst)
Greg Hammond (Asst)
Karen Orton (Asst)

GATES
Sam Guerra
Erick Hernandez (Asst)

HOSPITALITY – 17TH GREEN
Danielle Sobocinski

HOSPITALITY – 17TH TEE
Richard Sinclair
Cathy Welskopp (Asst)

HOSPITALITY – 18TH HOLE
Art Kuever
Mark Vining (Asst)
Richard Steere (Asst)

MEDIA SHUTTLES
Richard Laury
Jeff Miller (Asst)

MILITARY APPRECIATION
Glenn Murray
Shannon O'Brien

PLAYER SHUTTLES
Michelle Clark
Jay Dykstra
Alyssa Valerio (Asst)

PLAYER RELATIONS
Drew Gallup
David May

PLAYER TRANSPORTATION
Donna Thomas
Mike DeHetre (Asst)
Dawn Kirkwood (Asst)

PRACTICE FACILITY
Kristin Wirtanen
Joe Milositz (Asst)

PRO-AM
Mike Maksymiw
Thomas Kim

PRO-CADDIE HOSPITALITY
Maggie Pastore
David Timm
Marc Zirolli (Asst)

STANDARD BEARERS
Jeff Levine
Kyle Fitzgerald (Asst)

SPECIAL ASSISTANCE SHUTTLE
Anne Martin
Lucian Terranova (Asst)

STARTERS
John Shulansky

TICKET SERVICES
Meagan Mirkovich
Nick Lapenta (Asst)

VOLUNTEER SERVICES
Rick Buckley
Pam House
Jason Harsley (Asst)

VOLUNTEER VILLA
Erica Naumann

TOURNAMENT STAFF

NATHAN GRUBE
Tournament Director

TARA GERBER
Senior Director of Strategy & Partnerships

KEVIN HARRINGTON
Senior Director of Operations

ROB CROCE
Director of Business Development

KELLY EVEN
Director of Business Development

KENDALL LAUDER
Director of Client Relations

ALI MAZE
Director of Event Services

PETER BARANSKI
Operations Manager

KATIE BASKYS
Design and Partnership Manager

TAYLOR WHITING
Volunteer and Charity Manager

BLAIR ALLEN
Sales Coordinator

KELLY LANGAN
Tournament Coordinator

MATT LILLEY
Sales Coordinator

KYLE SMITH
Tickets & Database Coordinator

EMMA WESOLOSKI
Client Services Coordinator

BETSY UDAL
Player Relations

INTERNS
Megan Blair
Joe Cannizzaro
Kennedy Csejka
Riley Halotek
Eli Kabakoff
Katie Kingsley
Kelly Margolies

TOURNAMENT STATISTICS & RECORDS

TRAVELERS CHAMPIONSHIP
FedEx
TRAVELERS
TRAVELERS CHAMPIONSHIP
18
CBS SPORTS

TOURNAMENT CHAMPIONS

TRAVELERS CHAMPIONSHIP

Year	Player	Score	Purse	Check
2023	Keegan Bradley	257	$20,000,000	$3,600,000
2022	Xander Schauffele	261	$8,300,000	$1,494,000
2021	Harris English*	267	$7,400,000	$1,332,000
2020	Dustin Johnson	261	$7,400,000	$1,332,000
2019	Chez Reavie	263	$7,200,000	$1,296,000
2018	Bubba Watson	263	$7,000,000	$1,260,000
2017	Jordan Spieth*	268	$6,800,000	$1,224,000
2016	Russell Knox	266	$6,600,000	$1,188,000
2015	Bubba Watson*	264	$6,400,000	$1,152,000
2014	Kevin Streelman	265	$6,200,000	$1,116,000
2013	Ken Duke*	268	$6,100,000	$1,098,000
2012	Marc Leishman	266	$6,000,000	$1,080,000
2011	Fredrik Jacobson	260	$6,000,000	$1,080,000
2010	Bubba Watson*	266	$6,000,000	$1,080,000
2009	Kenny Perry	258	$6,000,000	$1,080,000
2008	Stewart Cink	262	$6,000,000	$1,080,000
2007	Hunter Mahan*	265	$6,000,000	$1,080,000

BUICK CHAMPIONSHIP

Year	Player	Score	Purse	Check
2006	J.J. Henry	266	$4,400,000	$792,000
2005	Brad Faxon*	266	$4,300,000	$774,000
2004	Woody Austin*	270	$4,200,000	$756,000

GREATER HARTFORD OPEN

Year	Player	Score	Purse	Check
2003	Peter Jacobsen	266	$4,000,000	$720,000

CANON GREATER HARTFORD OPEN

Year	Player	Score	Purse	Check
2002	Phil Mickelson	266	$4,000,000	$720,000
2001	Phil Mickelson	264	$3,100,000	$558,000
2000	Notah Begay III	260	$2,800,000	$504,000
1999	Brent Geiberger	262	$2,500,000	$450,000
1998	Olin Browne*	266	$2,000,000	$360,000
1997	Stewart Cink	267	$1,500,000	$270,000
1996	D.A. Weibring	270	$1,500,000	$270,000
1995	Greg Norman	267	$1,200,000	$216,000
1994	David Frost	268	$1,200,000	$216,000
1993	Nick Price	271	$1,000,000	$180,000
1992	Lanny Wadkins	274	$1,000,000	$180,000
1991	Billy Ray Brown*	271	$1,000,000	$180,000
1990	Wayne Levi	267	$1,000,000	$180,000
1989	Paul Azinger	267	$1,000,000	$180,000

CANON SAMMY DAVIS JR. GREATER HARTFORD OPEN

Year	Player	Score	Purse	Check
1988	Mark Brooks*	269	$700,000	$126,000
1987	Paul Azinger	269	$700,000	$126,000
1986	Mac O'Grady*	269	$700,000	$126,000
1985	Phil Blackmar*	271	$600,000	$108,000

SAMMY DAVIS JR. GREATER HARTFORD OPEN

Year	Player	Score	Purse	Check
1984	Peter Jacobsen	269	$400,000	$72,000
1983	Curtis Strange	268	$300,000	$54,000
1982	Tim Norris	259	$300,000	$54,000
1981	Hubert Green	264	$300,000	$54,000
1980	Howard Twitty*	266	$300,000	$54,000
1979	Jerry McGee	267	$300,000	$54,000
1978	Rod Funseth	264	$210,000	$42,000
1977	Bill Kratzert	265	$210,000	$42,000
1976	Rik Massengale	266	$210,000	$42,000
1975	Don Bies*	267	$200,000	$40,000
1974	Dave Stockton	268	$200,000	$40,000
1973	Billy Casper	264	$200,000	$40,000

GREATER HARTFORD OPEN

Year	Player	Score	Purse	Check
1972	Lee Trevino*	269	$125,000	$25,000
1971	George Archer*	268	$110,000	$22,000
1970	Bob Murphy	267	$100,000	$20,000
1969	Bob Lunn*	268	$100,000	$20,000
1968	Billy Casper	266	$100,000	$20,000
1967	Charles Sifford	272	$100,000	$20,000

INSURANCE CITY OPEN

Year	Player	Score	Purse	Check
1966	Art Wall, Jr.	266	$100,000	$20,000
1965	Billy Casper*	274	$70,000	$11,000
1964	Ken Venturi	273	$50,000	$7,500
1963	Billy Casper	271	$40,000	$6,400
1962	Bob Goalby*	271	$35,000	$5,300
1961	Billy Maxwell*	271	$30,000	$4,300
1960	Arnold Palmer*	270	$25,000	$3,500
1959	Gene Littler	272	$25,000	$3,500
1958	Jack Burke, Jr.	268	$25,000	$3,500
1957	Gardner Dickinson	272	$20,000	$2,800
1956	Arnold Palmer*	274	$20,000	$4,000
1955	Sam Snead	269	$20,000	$4,000
1954	Tommy Bolt*	271	$15,000	$2,400
1953	Bob Toski	269	$15,000	$2,400
1952	Ted Kroll	273	$15,000	$2,400

*indicates playoff victory

FIRST-TIME WINNERS

Year	Player	Year	Player
2013	Ken Duke	1991	Billy Rae Brown
2012	Marc Leishman	1988	Mark Brooks
2011	Freddie Jacobson	1986	Mac O'Grady
2010	Bubba Watson	1985	Phil Blackmar
2007	Hunter Mahan	1982	Tim Norris
2006	J.J. Henry	1975	Don Bies
1999	Brent Geiberger	1967	Charles Sifford
1998	Olin Browne	1953	Bob Toski
1997	Stewart Cink		

SCORING AVERAGES BY ROUND

TPC RIVER HIGHLANDS

Par 70 1990-Present
Par 71 1984-1989

Year	Rnd. 1	Rnd. 2	Rnd. 3	Rnd. 4	Cum.	Avg. (O/U)
2023	69.265	68.196	67.821	67.448*	68.400*	(-1.60)
2022	69.897	69.026	68.789	69.676	69.390	(-0.61)
2021	70.090	68.949	70.063	69.866	69.672	(-0.328)
2020	68.532	68.883	68.544	68.338	68.626	(-1.374)
2019	69.353	69.615	70.341	70.071	69.724	(-0.276)
2018	69.776	69.994	69.108	68.865	69.596	(-0.404)
2017	70.045	70.824	70.329	69.081	70.199	(+0.199)
2016	70.077	70.212	68.644	68.658	69.668	(-0.332)
2015	69.083	70.052	68.417	69.514	69.685	(-0.315)
2014	69.374	70.303	69.481	69.273	69.685	(-0.315)
2013	70.186	70.303	70.229	70.284	70.248	(+0.248)
2012	71.058	69.373	69.18	68.972	69.839	(-0.161)
2011	69.019	68.176	68.203	68.797	68.567	(-1.433)
2010	69.718	69.329	69.195	69.247	69.372	(-0.628)
2009	68.351	69.583	69.113	68.278	68.831	(-1.169)
2008	68.853	69.630	68.167	69.542	69.117	(-0.883)
2007	70.468	71.753	71.570	69.253	70.846	(+0.846)
2006	70.564	70.883	70.274	70.178	70.564	(+0.564)
2005	70.768	69.974	70.818	69.130	70.240	(+0.240)
2004	71.297	70.711	70.000	69.557	70.589	(+0.589)
2003	70.679	70.481	70.079	70.526	70.489	(+0.489)
2002	71.385	71.240	69.342	69.921	70.760	(+0.760)
2001	69.782	70.680	70.306	68.059	69.856	(-0.144)
2000	69.731	70.374	69.157	69.073	69.727	(-0.273)
1999	69.513	70.516	69.096	69.192	69.735	(-0.265)
1998	70.748	69.399	68.474	70.079	69.813	(-0.187)
1997	71.532	71.640	68.580	70.074	70.800	(+0.800)
1996	72.039	72.357	71.205	71.359	71.890	(+1.890)
1995	71.669	70.553	69.218	70.719	70.636	(+0.636)
1994	71.852	70.595	69.408	71.900	71.045	(+1.045)
1993	72.365	72.553	72.313	70.300	72.062	(+2.062)
1992	70.832	72.042	72.709	71.709	71.688	(+1.688)
1991	71.516	70.898	70.243	70.230	70.893	(+0.893)
1990	70.096	69.794	70.053	69.081	69.824	(-0.176)
1989	70.651	70.387	69.600	70.307	70.332	(-0.668)
1988	70.194	70.629	70.028	69.958	70.271	(-0.729)
1987	71.587	71.255	70.188	71.518	71.220	(+0.220)
1986	71.600	71.175	70.000	70.128	70.944	(-0.056)
1985	71.833	70.747	69.864	70.212	70.920	(-0.080)
1984	71.966	74.000	70.709	71.063	72.333	(+1.233)

*Lowest in tournament history

TOURNAMENT RECORDS

BEST FRONT 9 SCORE

Score	Player	Year	Round	Finish	Course
27	Jim Furyk	2016	4	T5	TPC River Highlands
29	Mike Brisky	1995	2	T45	TPC River Highlands
29	Phil Mickelson	2002	3	1	TPC River Highlands
29	Michael Sim	2007	3	T36	TPC River Highlands
29	Kenny Perry	2009	1	1	TPC River Highlands
29	DJ Trahan	2011	2	T17	TPC River Highlands
29	Brian Davis	2012	3	T4	TPC River Highlands
29	Stewart Cink	2018	4	T2	TPC River Highlands

BEST BACK 9 SCORE

Score	Player	Year	Round	Finish	Course
28	Vijay Singh	1998	4	T12	TPC River Highlands
28	Charley Hoffman	2013	1	T7	TPC River Highlands
28	Kevin Streelman	2014	4	1	TPC River Highlands
28	Chez Reavie	2019	3	1	TPC River Highlands

BEST 18 HOLES

Score	Player	Year	Round	Finish	Course
58	Jim Furyk	2016	4	T5	TPC River Highlands
60	Tommy Bolt	1954	2	1	Wethersfield CC
60	Patrick Cantlay	2011	2	T24	TPC River Highlands
60	Mackenzie Hughes	2020	1	T3	TPC River Highlands
60	Denny McCarthy	2023	1	T7	TPC River Highlands
60	Rickie Fowler	2023	3	T13	TPC River Highlands

BEST FIRST 36 HOLES

Score	Player	Year	Finish	Course
125	Denny McCarthy	2023	T7	TPC River Highlands
125	Keegan Bradley	2023	1	TPC River Highlands
126	Justin Rose	2010	T9	TPC River Highlands
126	Xander Schauffele	2022	1	TPC River Highlands

BEST SECOND 36 HOLES

Score	Player	Year	Finish	Course
125	Rickie Fowler	2023	T13	TPC River Highlands
126	Brad Faxon	2005	1	TPC River Highlands
126	Chez Reavie	2023	T4	TPC River Highlands
126	Alex Smalley	2023	T9	TPC River Highlands
126	Justin Thomas	2023	T9	TPC River Highlands

BEST 54 HOLES

Score	Player	Year	Finish	Course
189	Keegan Bradley	2023	1	TPC River Highlands
190	Chez Reavie	2023	T4	TPC River Highlands
192	Brendan Todd	2020	T11	TPC River Highlands

BEST 72 HOLES

Score	Player	Year	Finish	Course
257	Keegan Bradley	2023	1	TPC River Highlands
258	Kenny Perry	2009	1	TPC River Highlands
259	Tim Norris	1982	1	Wethersfield CC

BEST FIRST ROUND SCORE

Score	Player	Year
60	Denny McCarthy	2023
61	Kenny Perry	2009
61	Charley Hoffman	2013

BEST SECOND ROUND SCORE

Score	Player	Year
60	Tommy Bolt	1954
60	Patrick Cantlay	201

BEST THIRD ROUND SCORE

Score	Player	Year
60	Rickie Fowler	2023
61	Dana Quigley	1982
61	Kirk Triplett	2000
61	Phil Mickelson	2001
61	Patrick Cantlay	2023

BEST FOURTH ROUND SCORE

Score	Player	Year
58	Jim Furyk	2016

LARGEST 18 HOLE LEAD

Shots	Player	Year
3	Cary Middlecoff	1954
3	George Cadle	1979
3	Corey Pavin	2004
3	Mackenzie Hughes	2020

LARGEST 36 HOLE LEAD

Shots	Player	Year
5	Tommy Bolt	1954
5	Gene Littler	1959
5	Xander Schauffele	2022

LARGEST 54 HOLE LEAD

Shots	Player	Year
6	Chez Reavie	2019
4	Sam Snead	1955
4	Bob Murphy	1970
4	Tim Norris	1982
4	Paul Casey	2018

LARGEST COME-FROM-BEHIND WIN

Shots	Player	Year
7	Brad Faxon	2005
6	Marc Leishman	2012
6	Bubba Watson	2018

LOW FINISH BY A WINNER

Score	Player	Year
61	Brad Faxon	2005
62	Mac O'Grady	1986
62	Marc Leishman	2012

HIGH FINISH BY A WINNER

Score	Player	Year
72	Paul Azinger	1987

LOWEST START BY A WINNER

Score	Player	Year
61	Kenny Perry	2009
62	Hunter Mahan	2008
62	Bubba Watson	2015
62	Keegan Bradley	2023

HIGHEST START BY A WINNER

Score	Player	Year
72	Phil Blackmar	1985

LARGEST MARGIN OF VICTORY

Shots	Player	Year
7	Sam Snead	1955

WIRE-TO-WIRE WINNERS

Score	Player	Year
268	Jordan Spieth	2017
266	Peter Jacobsen	2003
259	Tim Norris	1982
266	Rik Massengale	1976
268	Dave Stockton	1974
267	Bob Murphy	1970
266	Art Wall	1966
272	Gene Littler	1959
268	Jack Burke, Jr.	1958
274	Arnold Palmer	1956
269	Sam Snead	1955

MULTIPLE TOURNAMENT WINS

Player	Score	Year
Billy Casper	271	1963
	274	1965
	266	1968
	264	1973
Bubba Watson	266	2010
	264	2015
	263	2018
Arnold Palmer	274	1956
	270	1960
Paul Azinger	269	1987
	267	1989
Phil Mickelson	264	2001
	266	2002
Peter Jacobsen	269	1984
	266	2003
Stewart Cink	267	1997
	262	2008

MOST APPEARANCES

Player	Appearances
Brad Faxon	29
Doug Ford	28
Mark Brooks	26
Art Wall	26
Mark Calcavecchia	25
George Archer	24
Billy Andrade	24
Hubert Green	24
Jay Haas	24
Chi Chi Rodriguez	24
Charles Sifford	24
Joey Sindelar	24
Kenny Perry	24
J.J. Henry	24
Billy Mayfair	23
Dave Stockton	23
Paul Azinger	22
Bob Eastwood	22
Wayne Levi	22
J.C. Snead	21
Peter Jacobsen	21
Tim Petrovic	21
Dan Forsman	20
Ken Green	20
Hunter Mahan	20
Bob Murphy	20
Howard Twitty	20
Fuzzy Zoeller	20
Dave Barr	19
Lou Graham	19
Jerry Kelly	19
Billy Kratzert	19
Corey Pavin	19

TOURNAMENT PLAYOFFS

2021
Harris English needed eight playoff holes – a tournament record and the second-longest in PGA TOUR history – to outlast the opposition and outduel his opponent, Kramer Hickok, securing his fourth career PGA TOUR victory. The historic playoff came after both players finished 72 holes at 13-under 267, with each making a birdie at the 18th hole. After Hickok's tying birdie forced English out of the clubhouse and back to the tee, the two competitors each parred the first seven holes in a sudden-death playoff that seemed like it would never end. English birdied the eighth extra hole, knocking in a 16-foot putt to finally claim victory.

2017
Jordan Spieth began the final round with a one stroke lead at 12-under par. During Sunday's round, Spieth shot an even par 70 to force him into a sudden death playoff with Daniel Berger, who shot a 3-under 67. With both Spieth and Berger finishing 12-under par at 268, the sudden death playoff took place on the par-4 18th. On the first playoff hole, Spieth landed his second shot into the front right greenside bunker. Spieth's next shot was holed out from the bunker for a birdie. Berger was unable to sink a long birdie putt to tie, giving Spieth the victory and claiming his 10th PGA TOUR win.

2015
Bubba Watson had been near the top of the leaderboard for most of the week since he opened with a round of 62 on Thursday, his best at TPC River Highlands. After a bogey on the 17th hole in regulation, Watson made par on the 18th to force a playoff with Paul Casey. After both made par on No. 18, the first playoff hole, they both went back to the tee to play the closing hole for the third time on Sunday. Watson put the pressure on Casey by sticking his approach shot close and then finished strong with a birdie in the evening hours in Cromwell. This was Watson's second victory at the Travelers Championship and eighth overall PGA TOUR victory.

2013
Chris Stroud holed out from 50'7" on the 72nd hole to force a playoff with clubhouse leader Ken Duke. After matching pars on the 18th, their first playoff hole, both players drove it in the fairway as they played the 18th a second time. Stroud put his ball on the left side of the green while Duke hit his approach to 3 feet. After Stroud two-putted for his par, Duke converted his birdie putt to win his first TOUR event in his 187th start.

2010
Bubba Watson nearly holed out from the fairway on his second shot into No. 18 during the first playoff hole, as the ball finished one inch from the cup. His tap-in birdie was matched by Scott Verplank, while Corey Pavin was eliminated with a par. The second playoff hole was moved to the par-3 hole No. 16 where Verplank failed to make par from behind the green and Watson made a two-putt par to earn his first career PGA TOUR victory.

2007
Hunter Mahan overcame bogeys on Nos. 16 and 17 with a birdie-3 on the 72nd hole to post a 65 and force a playoff with Jay Williamson. Mahan knocked his 134-yard approach on the first playoff hole to 2 feet and converted birdie while Williamson failed to convert a 7-foot birdie putt.

2005
Brad Faxon came from 7-back to force a playoff with Tjaart van der Walt. Faxon birdied the first hole of the sudden death playoff to win.

2004
Woody Austin calmly made a 6-foot birdie putt on the first playoff hole to beat Tim Herron.

1998
Olin Browne defeated Larry Mize and 1997 champion Stewart Cink with a birdie putt on the second hole of sudden death at hole No. 18.

1991
Billy Ray Brown defeated Corey Pavin and Rick Fehr with a birdie putt on the first hole of sudden death on hole No. 16. It was Brown's first PGA TOUR victory.

1988
Mark Brooks defeated Dave Barr on the second hole of sudden death at the par 4 hole No. 17. Joey Sindelar double bogeyed hole No. 16 to fall out of contention for the championship.

1986
Mac O'Grady defeated Roger Maltbie on the first hole of sudden death at the par 3 hole No. 16. O'Grady shot a course-record 62 on the last day. It was O'Grady's first victory since winning the 1971 Mission Viejo Amateur.

1985
Rookie Phil Blackmar gained his first PGA TOUR victory when he birdied hole No. 16 to win the $108,000 first prize over Jodie Mudd and Dan Pohl.

1980
The drama was remarkable in this six-hole sudden death playoff between Howard Twitty and Jim Simons. Twitty birdied hole No. 16 on his third time around to win the $54,000 first place prize.

1975
Don Bies gained his first PGA TOUR victory after he and Hubert Green tied with the low score of 267 at the end of regulation play. Bies took the $40,000 first prize with a birdie on the par 5 hole No. 16, the second playoff hole.

1972
Lee Trevino continued the tremendous pace he established in 1971 by defeating Lee Elder on the first extra hole with a birdie to win the $25,000 first prize after both tied at 269.

1971
Three players were tied at 268 at the end of regulation play. On hole No. 15, the first extra hole, George Archer birdied to win the $22,000 first prize over J.C. Snead and Lou Graham.

1969
Long playoffs returned to Wethersfield Country Club when Bob Lunn defeated Dave Hill on the fourth extra hole after both tied at 268.

1965
After two years of marathon sudden deaths in 1961 and 1962, things returned to normal when Billy Casper took a one-hole playoff victory worth $11,000 over Johnny Pott, after they tied at 274 at the end of regulation play.

1962
For the second year in a row, the Insurance City Open had seven holes of sudden death with Bob Goalby birdieing to defeat Art Wall, Jr. after they deadlocked at 271 during regulation play.

1961
After winning the first Insurance City Open in 1952, victory eluded Ted Kroll in 1961, when he lost to Billy Maxwell on the seventh hole of a sudden death playoff. Both had tied in regulation at 271.

1960
Arnold Palmer continued his winning ways at Wethersfield Country Club by coming from five shots behind in the last round to tie Jack Fleck and Bill Collins at 270. Collins dropped out with a par on the first hole. After halving the second hole with pars, Palmer closed it out with a birdie on the third extra hole.

1956
Arnold Palmer's first professional victory in the United States came via the playoff route when he birdied the first two extra holes to defeat Ted Kroll after they had tied at 274. Palmer used a putter that Kroll had loaned him at the start of the tournament.

1954
Connecticut's PGA TOUR event's first playoff came in the third year of the tournament when Tommy Bolt defeated Earl Stewart, Jr. after they had tied at 271.

THE UMBRELLA AT 15½

During the practice round on Tuesday, PGA TOUR professionals and caddies are given a chance to hit at the famous Travelers floating umbrella. The hole is known as The Umbrella at 15½, which is located between the 15th and 16th holes at TPC River Highlands. The hole is 85 yards long and the target is a 40-foot umbrella. The players are given one attempt at the umbrella, with the closest to the pin winner receiving $10,000 to the charity of their choice.

In 2023, Lee Hodges won The Umbrella at 15 ½ Challenge with a shot that finished 11 ½ inches from the pin at the floating red green. Travelers donated $10,000 to Hodges's designated charity, the Stacy Wolfe Breast Cancer Foundation initiative.

Year	Winner	Nonprofit
2023	Lee Hodges	Stacy Wolfe Breast Cancer Foundation
2022	Alex Smalley	Duke Children's Hospital-Birdies for Babies Initiative
2021	Scott Stallings	Tennessee Golf Association
2020	J.J. Spaun	JDRF
2019	Michael Kim	Zach Johnson Foundation/Windy Hill Foundation
2018	Lanto Griffin	Roanoke Valley Golf Hall of Fame Scholarship
2017	John Huh	The Hole in the Wall Gang Camp/Hospital for Special Care
2016	Brian Gay	Bruce Edwards Foundation Benefit Dinner
2015	Graham DeLaet	Graham and Ruby DeLaet Foundation
2014	Richard H. Lee	Newborns in Need
2013	Ben Kohles	Tucker Anderson 4 Life Foundation
2012	Ricky Barnes	The Ricky Barnes Foundation
2011	Chad Campbell	U-Turn Project/Travelers Championship Charities
2010	Justin Rose	Central Florida Children's Home

HOLES-IN-ONE

Year	Player	Hole	Round
2023	Rory McIlroy	8	1
2021	Abraham Ancer	8	3
2021	Kyle Stanley	8	3
2021	Jim Herman	16	4
2020	Abraham Ancer	16	1
2018	James Hahn	11	3
2017	Grayson Murray	8	4
2016	Ernie Els	16	3
2016	Si Woo Kim	5	1
2015	Andres Romero	16	1
2014	Jonathan Byrd	11	2
2013	Joey Snyder III	8	2
2012	Rory Sabbatini	16	4
2012	David Mathis	11	1
2011	J.B. Holmes	11	4
2011	D.J. Brigman	11	3
2011	Nate Smith	5	3
2010	Chad Campbell	16	1
2009	Tag Ridings	11	1
2007	Craig Perks	8	1
2007	Bo Van Pelt	16	4
2006	Patrick Sheehan	5	2
2004	Blaine McCallister	8	1
1999	Brent Geiberger	11	3
1999	Brad Fabel	8	4
1999	Mark Calcavecchia	5	3
1998	Len Mattiace	11	3
1996	Allen Doyle	8	2
1996	Larry Nelson	8	2
1995	Dan Pohl	8	2
1994	Glen Day	16	3
1994	Glen Day	11	2
1992	Fran Quinn	16	1
1992	Roger Maltbie	16	1
1992	Jerry Anderson	11	1
1990	David Peoples	5	2
1990	John Adams	5	1
1987	Mike Donald	16	4
1986	Vance Heafner	5	1
1985	David Lundstrom	16	2
1984	Lee Rinker	8	4
1982	Gavin Levenson	5	2
1981	Terry Diehl	5	3
1979	Frank Conner	9	1
1975	Ras Allan	17	2
1955	W.W. “Bill” Whedon	5	1
1955	W.W. “Bill” Whedon	9	1

TOP 50 CAREER TOURNAMENT EARNINGS

Rank	Name	Appearances	Earnings
1	Bubba Watson	15	$4,822,823.02
2	Keegan Bradley	13	$4,763,447.48
3	Brian Harman	13	$3,259,553.07
4	Kevin Streelman	16	$2,716,534.61
5	Chez Reavie	13	$2,700,714.62
6	Hunter Mahan	20	$2,607,027.11
7	Stewart Cink	20	$2,445,630.33
8	Marc Leishman	12	$2,132,461.56
9	Kenny Perry	24	$2,022,060.68
10	Ryan Moore	15	$1,959,543.62
11	Xander Schauffele	5	$1,949,520.00
12	Paul Casey	7	$1,820,687.64
13	Zac Blair	5	$1,794,190.00
14	Harris English	9	$1,756,761.70
15	Patrick Cantlay	9	$1,504,708.34
16	Russell Knox	12	$1,474,803.34
17	Charley Hoffman	14	$1,460,446.67
18	Dustin Johnson	5	$1,454,786.36
19	J.J. Henry	24	$1,425,366.61
20	Freddie Jacobson	9	$1,373,814.14
21	Phil Mickelson	8	$1,369,153.50
22	Ken Duke	10	$1,343,816.62
23	Jerry Kelly	19	$1,291,766.12
24	Jordan Spieth	5	$1,265,816.00
25	Corey Pavin	19	$1,260,996.28
26	Rory McIlroy	5	$1,126,196.12
27	Zach Johnson	17	$1,091,675.66
28	Chris Stroud	13	$1,087,194.29
29	Brendan Steele	12	$1,067,309.29
30	Woody Austin	14	$1,066,491.00
31	Brad Faxon	29	$1,043,758.56
32	Scottie Scheffler	4	$1,020,819.10
33	Scott Verplank	11	$986,305.00
34	David Toms	13	$985,899.29
35	Daniel Berger	4	$980,575.00
36	Justin Thomas	8	$955,931.43
37	Peter Jacobsen	21	$886,615.55
38	Webb Simpson	11	$880,875.00
39	Vaughn Taylor	17	$869,963.45
40	Mark Calcavecchia	25	$869,945.55
41	Bo Van Pelt	15	$866,827.76
42	Tim Herron	17	$838,673.86
43	Vijay Singh	15	$836,729.45
44	Chris Riley	8	$834,122.50
45	John Rollins	11	$822,087.76
46	Kramer Hickok	4	$822,080.00
47	Justin Rose	10	$819,645.64
48	Graham DeLaet	7	$807,168.45
49	Sahith Theegala	3	$786,600.00
50	Bryson DeChambeau	6	$767,411.11

PURSE & POINTS DISTRIBUTION

PGA TOUR PURSE DISTRIBUTION ($20,000,000)

Finish	Prize	Finish	Prize	Finish	Prize
1	3,600,000.00	31	131,000.00	61	44,600.00
2	2,180,000.00	32	125,000.00	62	44,200.00
3	1,380,000.00	33	119,000.00	63	43,800.00
4	980,000.00	34	114,000.00	64	43,400.00
5	820,000.00	35	109,000.00	65	43,000.00
6	725,000.00	36	104,000.00	66	42,600.00
7	675,000.00	37	99,000.00	67	42,200.00
8	625,000.00	38	95,000.00	68	41,800.00
9	585,000.00	39	91,000.00	69	41,400.00
10	545,000.00	40	87,000.00	70	41,000.00
11	505,000.00	41	83,000.00	71	40,600.00
12	465,000.00	42	79,000.00	72	40,200.00
13	425,000.00	43	75,000.00	73	39,800.00
14	385,000.00	44	71,000.00	74	39,400.00
15	365,000.00	45	67,000.00	75	39,000.00
16	345,000.00	46	63,000.00	76	38,600.00
17	325,000.00	47	59,000.00	77	38,200.00
18	305,000.00	48	55,800.00	78	37,800.00
19	285,000.00	49	53,000.00	79	37,400.00
20	265,000.00	50	51,400.00	80	37,000.00
21	245,000.00	51	50,200.00	81	36,600.00
22	225,000.00	52	49,000.00	82	36,200.00
23	209,000.00	53	48,200.00	83	35,800.00
24	193,000.00	54	47,400.00	84	35,400.00
25	177,000.00	55	47,000.00	85	35,000.00
26	161,000.00	56	46,600.00	86	34,600.00
27	155,000.00	57	46,200.00	87	34,200.00
28	149,000.00	58	45,800.00	88	33,800.00
29	143,000.00	59	45,400.00	89	33,400.00
30	137,000.00	60	45,000.00	90	33,000.00

FEDEXCUP POINTS STRUCTURE

Position	Points	Position	Points	Position	Points
1	700	31	45	61	8
2	400	32	40	62	7.75
3	350	33	35	63	7.5
4	325	34	30	64	7.25
5	300	35	25	65	7
6	275	36	24	66	6.75
7	250	37	23	67	6.5
8	225	38	22	68	6.25
9	200	39	21	69	6
10	175	40	20.25	70	5.85
11	165	41	19.5	71	5.7
12	155	42	18.75	72	5.55
13	145	43	18	73	5.4
14	135	44	17.25	74	5.25
15	125	45	16.5	75	5.1
16	120	46	15.75	76	4.95
17	115	47	15	77	4.8
18	110	48	14.25	78	4.65
19	105	49	13.5	79	4.5
20	100	50	13	80	4.35
21	95	51	12.5	81	4.2
22	90	52	12	82	4.05
23	85	53	11.5	83	3.9
24	80	54	11	84	3.75
25	75	55	10.5	85	3.6
26	70	56	10		
27	65	57	9.5		
28	60	58	9		
29	55	59	8.5		
30	50	60	8.25		

PURSE HISTORY

Year	Total
2023	$20,000,000
2022	$8,300,000
2021	$7,400,000
2020	$7,400,000
2019	$7,200,000
2018	$7,000,000
2017	$6,800,000
2016	$6,600,000
2015	$6,400,000
2014	$6,200,000
2013	$6,100,000
2012	$6,000,000
2011	$6,000,000
2010	$6,000,000
2009	$6,000,000
2008	$6,000,000
2007	$6,000,000
2006	$4,400,000
2005	$4,300,000
2004	$4,200,000
2003	$4,000,000
2002	$4,000,000
2001	$3,100,000
2000	$2,800,000
1999	$2,500,000
1998	$2,000,000
1997	$1,500,000
1996	$1,500,000
1995	$1,200,000
1994	$1,200,000
1993	$1,000,000
1992	$1,000,000
1991	$1,000,000
1990	$1,000,000
1989	$1,000,000
1988	$700,000
1987	$700,000
1986	$700,000
1985	$600,000
1984	$400,000
1983	$300,000
1982	$300,000
1981	$300,000
1980	$300,000
1979	$300,000
1978	$210,000
1977	$210,000
1976	$210,000
1975	$200,000
1974	$200,000
1973	$200,000
1972	$125,000
1971	$110,000
1970	$100,000
1969	$100,000
1968	$100,000
1967	$100,000
1966	$100,000
1965	$70,000
1964	$50,000
1963	$40,000
1962	$35,000
1961	$30,000
1960	$25,000
1959	$25,000
1958	$25,000
1957	$20,000
1956	$20,000
1955	$20,000
1954	$15,000
1953	$15,000
1952	$15,000

OLDEST-YOUNGEST PGA TOUR EVENTS

Year	Tournament
1860	The Open Championship
1895	U.S. Open
1899	BMW Championship
1904	RBC Canadian Open
1916	PGA Championship
1922	Valero Texas Open
1926	Genesis Invitational
1932	WM Phoenix Open
1934	Masters Tournament
1937	AT&T Pebble Beach Pro-Am
1938	Zurich Classic of New Orleans
1938	Wyndham Championship
1944	THE CJ CUP Byron Nelson
1946	Charles Schwab Challenge
1946	Texas Children's Houston Open
1952	**Travelers Championship**
1952	Farmers Insurance Open
1953	Sentry Tournament of Champions
1960	The American Express
1965	Sony Open in Hawaii
1966	Arnold Palmer Invitational presented by Mastercard
1967	FedEx St. Jude Championship
1968	Sanderson Farms Championship
1969	RBC Heritage
1972	Cognizant Classic in The Palm Beaches
1972	John Deere Classic
1974	THE PLAYERS Championship
1976	the Memorial Tournament presented by Workday
1983	Shriners Children's Open
1987	TOUR Championship
1999	Barracuda Championship
2000	Valspar Championship
2003	Wells Fargo Championship
2007	World Wide Technology Championship
2007	Fortinet Championship
2008	Puerto Rico Open
2010	The RSM Classic
2015	Kentucky Championship
2018	Corales Puntacana Championship
2019	3M Open
2019	Rocket Mortgage Classic
2019	The ZOZO Championship
2019	Butterfield Bermuda Championship
2022	Mexico Open at Vidanta
2022	Genesis Scottish Open
2024	Myrtle Beach Championship

SRIXON

TOURNAMENT RESULTS

KEEGAN BRADLEY
2023 CHAMPION

Birthplace: Woodstock, Vermont

Resides: Jupiter, Florida

Birthday: June 7, 1986

Turned Pro: 2008

HISTORY IN CONNECTICUT

In his 13th straight appearance at the tournament Keegan Bradley considers his home event, the New England native set a Travelers Championship 72-hole scoring record with a 23-under-par 257 to claim his sixth PGA TOUR victory. His fifth career title came earlier in the season at the ZOZO Championship.

Born and raised in Vermont, Bradley was able to outperform a loaded player field en route to a historic victory. The Travelers Championship featured the top eight players in the Official World Golf Ranking and 38 of the top 50 as one of the PGA TOUR's exclusive Designated Events.

Bradley set a torrid pace right from the start, birdieing his first five holes during the first round. After another birdie on No. 17 (he began the round on No. 10), Bradley made the turn at 6-under by shooting a 29. On the front nine at TPC River Highlands he added three more birdies on Nos. 2, 3 and 7, with his only bogey of the round on No. 5 to finish the day at 8-under-par 62. Bradley was in a tie for second with Adam Scott at the conclusion of Thursday's play, two strokes behind Denny McCarthy, who set the tournament record for lowest first round score with a 10-under-par 60.

In Friday's second round, Bradley teed off on the front nine, again shooting a 2-under-par 33. He then put together another impressive streak of five consecutive back-nine birdies, this time from Nos. 12-16. With two more pars to end his round, he recorded a bogey-free, 7-under 63 and finished as a co-leader with McCarthy at 15-under par. McCarthy followed up his historic 60 with a 65; their 125 totals set the tournament record for lowest score after 36 holes.

In Round 3, Bradley carded three birdies on both the front nine and back nine while avoiding any bogeys for the second straight day. Shooting a 6-under 64, Bradley finished as the solo leader at 21-under-par, which set another tournament scoring record, this time for lowest 54 holes. Chez Reavie moved into second place at 20-under, with Patrick Cantlay several strokes behind the pair at 16-under. Rickie Fowler had the low round of the day, shooting a 10-under-par 60 to match McCarthy's score from the first round.

Sunday's final pairing was reminiscent of the 2019 Travelers Championship, when Reavie and Bradley were in the last group and battled for the title. Four years ago, Reavie defeated Bradley, who finished in a tie for second. This time, however, Bradley would not be denied. The gap between the two competitors quickly widened early in the round, with Bradley making birdies at the third, fourth and sixth holes and Reavie dropping a shot at the par-4 fifth. Bradley's lead ultimately grew to six strokes and he coasted from there, shooting a 2-under-par 68 to cap off a record week. Bradley won the 2023 Travelers Championship by a three-stroke margin over Zac Blair (62 in the final round) and Brian Harman (64). Reavie (71), Cantlay (67) and Scottie Scheffler (65) were another stroke back at 19-under in a tie for fourth place.

KEEGAN BRADLEY'S TRAVELERS CHAMPIONSHIP QUICK FACTS

- Set a new 72-hole tournament record with a 23-under-par 257, en route to a 3-stroke victory
- Began Round 1 with five consecutive birdies
- Keegan has played in the Travelers Championship every year since 2011
- Prior to winning in 2023, his previous best finish was a tie for second in 2019

2022-2023 SEASON HIGHLIGHTS

- In addition to the Travelers Championship he won the ZOZO Championship in October
- Official TOUR earnings totaled $9,010,040
- One runner-up finish and five top-10 finishes
- Tied for ninth in final FedExCup standings

2022-2023 PGA TOUR STATISTICS

Driving Distance: 305.6 (55th)
Putts Per Round: 28.82 (75th)
Scoring Average: 68.94 (5th)

CAREER BEST IN MAJOR CHAMPIONSHIPS

- PGA Championship: Winner (2011)
- PGA Championship: T3 (2012)
- U.S. Open: T4 (2014)
- U.S. Open: T7 (2022)

CAREER HIGHLIGHTS

- 2011 PGA Championship winner (major debut)
- 2011 PGA TOUR Rookie of the Year
- Has won six times on the PGA TOUR
- Member of three United States National Teams:
  - Ryder Cup (2012, 2014)
  - Presidents Cup (2013)

INTERESTING FACTS

- Was an all-state ski racer in Vermont
- His father is a PGA of America golf professional and his aunt, Pat Bradley, is a member of the World Golf Hall of Fame
- Won nine collegiate events with St. John's University
- Has amassed over $40 million in career earnings

2023 TOURNAMENT RESULTS

2023 TRAVELERS CHAMPIONSHIP
Dates: June 22-25, 2023
Purse: $20,000,000
FedExCup Points: 500 to the winner
Par/Yardage: 35–35–70/6,841

2023 Champion: Keegan Bradley, 257 (-23)

LEADERS
First Round:60 (-10) Denny McCarthy, 62 (-8) Keegan Bradley, Adam Scott, 63 (-7) Scottie Scheffler
Second Round: 125 (-15) Denny McCarthy, Keegan Bradley, 127 (-13) Chez Reavie, 129 (-11) Eric Cole, 130 (-10) Zac Blair, Adam Scott
Third Round: 189 (-21) Keegan Bradley, 190 (-20) Chez Reavie, 194 (-16) Patrick Cantaly, 195 (-15) Rickie Fowler, Adam Scott, Denny McCarthy
Cut: 67 players at 4-under 136 from a field of 154 professionals and two amateurs.

WEATHER
Thursday: Mostly cloudy. High of 71. Wind E 6-12 mph..
Friday: Mostly cloudy with occasional showers. High of 78. Wind S 8-15 mph.
Saturday: Mostly cloudy with occasional rain showers. High of 80. Wind S 8-15 mph.
Sunday: Mostly cloudy. High of 85. Wind SW 5-10 mph.

OFFICIAL SCORECARD
Keegan Bradley

Hole	1	2	3	4	5	6	7	8	9	OUT	10	11	12	13	14	15	16	17	18	IN	TOT
Par	4	4	4	4	3	5	4	3	4	35	4	3	4	5	4	4	3	4	4	35	70
Rd 1	4	③	③	4	4	5	③	3	4	33	③	②	③	④	③	4	3	③	4	29	62
Rd 2	4	4	③	4	3	5	4	②	4	33	4	3	③	④	③	③	②	4	4	30	63
Rd 3	4	③	4	③	3	④	4	3	4	32	4	3	4	④	4	③	②	4	4	32	64
Rd 4	4	4	③	③	3	④	4	3	4	32	4	②	③	6	5	4	4	4	4	36	68

Scorecard: ◯ **Eagle** ○ **Birdie** □ **Bogey** ☐ **Double Bogey**

2023 COURSE STATISTICS

	R1	R2	R3	R4	Total
Rounds Below Par	91	104	47	53	295
Rounds at Even Par	14	19	9	5	47
Rounds Over Par	50	30	11	9	100

TPC RIVER HIGHLANDS COURSE STATISTICS HOLE NOS. 1–9

Hole	Par	Avg Scr	Eagle	Birdie	Par	Bogey	Dbl Bogey	Other	Rank	Avg Over/Under
1	4	3.867	0	98	307	35	2	0	14	-0.133
2	4	3.839	0	115	283	44	0	0	15	-0.161
3	4	3.889	1	93	306	38	4	0	12	-0.111
4	4	4.081	0	68	274	96	4	0	2	0.081
5	3	3.09	0	39	324	79	0	0	1	0.09
6	5	4.548	12	208	194	25	2	1	18	-0.452
7	4	3.952	1	97	279	55	7	3	9	-0.048
8	3	2.986	1	78	298	56	9	0	7	-0.014
9	4	3.95	0	73	320	47	2	0	10	-0.05
Front 9 Totals	**35**	**34.202**	**15**	**869**	**2585**	**475**	**30**	**4**		**-0.798**
Average		**3.8**	**1.67**	**96.56**	**287.22**	**52.78**	**3.33**	**0.44**		**-0.089**

TPC RIVER HIGHLANDS COURSE STATISTICS HOLE NOS. 10–18

Hole	Par	Avg Scr	Eagle	Birdie	Par	Bogey	Dbl Bogey	Other	Rank	Avg Over/Under
10	4	4.032	0	70	294	73	4	1	4	0.032
11	3	2.873	0	111	283	41	7	0	13	-0.127
12	4	4.009	0	82	286	66	6	2	6	0.009
13	5	4.629	22	198	162	48	7	5	17	-0.371
14	4	3.891	0	108	275	58	1	0	11	-0.109
15	4	3.742	6	161	219	53	3	0	16	-0.258
16	3	3.025	0	75	294	63	8	2	5	0.025
17	4	4.038	0	89	270	62	19	2	3	0.038
18	4	3.957	1	81	301	55	3	1	8	-0.043
Back 9 Totals	**35**	**34.196**	**29**	**975**	**2384**	**519**	**58**	**13**		**-0.804**
Average		**3.8**	**3.22**	**108.33**	**264.89**	**57.67**	**6.44**	**1.44**		**-0.089**

	Player	1R	2R	3R	4R	Total		Money
1	Keegan Bradley	-23	62	63	64	68	257	$ 3,600,000.00
T2	Zac Blair	-20	65	65	68	62	260	$ 1,780,000.00
T2	Brian Harman	-20	66	66	64	64	260	$ 1,780,000.00
T4	Scottie Scheffler	-19	63	70	63	65	261	$ 841,666.67
T4	Patrick Cantlay	-19	65	68	61	67	261	$ 841,666.67
T4	Chez Reavie	-19	64	63	63	71	261	$ 841,666.66
T7	Rory McIlroy	-18	68	64	66	64	262	$ 650,000.00
T7	Denny McCarthy	-18	60	65	70	67	262	$ 650,000.00
T9	Min Woo Lee	-17	66	65	65	67	263	$ 525,000.00
T9	Corey Conners	-17	67	65	65	66	263	$ 525,000.00
T9	Alex Smalley	-17	70	62	64	67	263	$ 525,000.00
T9	Justin Thomas	-17	70	64	62	67	263	$ 525,000.00
T13	Hideki Matsuyama	-16	69	64	65	66	264	$ 405,000.00
T13	Rickie Fowler	-16	70	65	60	69	264	$ 405,000.00
T15	Emiliano Grillo	-15	67	65	69	64	265	$ 335,000.00
T15	Carson Young	-15	69	66	65	65	265	$ 335,000.00
T15	Doug Ghim	-15	69	64	67	65	265	$ 335,000.00
T15	Lucas Herbert	-15	67	64	66	68	265	$ 335,000.00
T19	Russell Henley	-14	69	65	69	63	266	$ 245,800.00
T19	Shane Lowry	-14	64	69	69	64	266	$ 245,800.00
T19	Greyson Sigg	-14	66	66	67	67	266	$ 245,800.00
T19	Xander Schauffele	-14	68	64	67	67	266	$ 245,800.00
T19	Adam Scott	-14	62	68	65	71	266	$ 245,800.00
T24	Eric Cole	-13	64	65	73	65	267	$ 167,000.00
T24	Chesson Hadley	-13	66	65	70	66	267	$ 167,000.00
T24	Aaron Rai	-13	67	66	68	66	267	$ 167,000.00
T24	Austin Eckroat	-13	67	65	68	67	267	$ 167,000.00
T24	Ludvig Aberg	-13	67	65	65	70	267	$ 167,000.00
T29	Zach Johnson	-12	68	66	69	65	268	$ 134,000.00
T29	Viktor Hovland	-12	67	65	70	66	268	$ 134,000.00
T29	Wyndham Clark	-12	68	67	67	66	268	$ 134,000.00
T29	Sungjae Im	-12	65	67	67	69	268	$ 134,000.00
T33	Cam Davis	-11	65	70	71	63	269	$ 109,000.00
T33	Luke List	-11	66	70	67	66	269	$ 109,000.00
T33	Gary Woodland	-11	69	65	68	67	269	$ 109,000.00
T33	Ryan Palmer	-11	68	67	66	68	269	$ 109,000.00
T33	Callum Tarren	-11	67	69	63	70	269	$ 109,000.00
T38	Tom Kim	-10	69	64	72	65	270	$ 83,000.00
T38	Kelly Kraft	-10	65	71	68	66	270	$ 83,000.00
T38	Sepp Straka	-10	69	67	68	66	270	$ 83,000.00
T38	Chad Ramey	-10	66	70	66	68	270	$ 83,000.00
T38	Kyle Reifers	-10	69	65	68	68	270	$ 83,000.00
T38	Nick Hardy	-10	69	67	65	69	270	$ 83,000.00
T38	Michael Kim	-10	68	65	66	71	270	$ 83,000.00
T45	Davis Riley	-9	70	63	74	64	271	$ 61,200.00
T45	Andrew Putnam	-9	67	68	69	67	271	$ 61,200.00
T45	Jason Day	-9	71	64	66	70	271	$ 61,200.00
T45	Tony Finau	-9	69	66	66	70	271	$ 61,200.00
T49	Russell Knox	-8	68	68	70	66	272	$ 51,533.34
T49	Matt Fitzpatrick	-8	67	67	70	68	272	$ 51,533.33
T49	Kevin Yu	-8	65	67	71	69	272	$ 51,533.33
T52	Webb Simpson	-7	70	66	69	68	273	$ 47,900.00
T52	Zecheng Dou	-7	72	63	70	68	273	$ 47,900.00
T52	Kevin Tway	-7	68	66	70	69	273	$ 47,900.00
T52	Sahith Theegala	-7	66	70	66	71	273	$ 47,900.00
T56	Brett Stegmaier	-6	68	67	71	68	274	$ 46,000.00
T56	Justin Suh	-6	68	66	72	68	274	$ 46,000.00
T56	Harry Hall	-6	70	66	69	69	274	$ 46,000.00
T56	David Lipsky	-6	68	67	70	69	274	$ 46,000.00
T60	Cameron Young	-5	67	69	72	67	275	$ 44,600.00
T60	Harris English	-5	69	66	70	70	275	$ 44,600.00
T60	Tom Hoge	-5	68	67	68	72	275	$ 44,600.00
63	Ben Martin	-4	67	68	69	72	276	$ 43,800.00
T64	Andrew Svoboda	-3	68	65	73	71	277	$ 43,200.00
T64	Stephan Jaeger	-3	66	68	69	74	277	$ 43,200.00
66	Ryan Blaum	-2	71	65	76	66	278	$ 42,600.00
67	Andrew Landry	+2	67	68	75	72	282	$ 42,200.00

TOURNAMENT RESULTS

2022 TRAVELERS CHAMPIONSHIP

June 20-26, 2022
$8,300,000 Purse
Champion: Xander Schauffele

LEADERS:
First Round: 62 (-8) Rory McIlroy, J.T. Poston, 63 (-7) Xander Schauffele, Martin Laird
Second Round: 126 (-14) Xander Schauffele, 131 (-9) Patrick Cantlay, Harris English, Nick Hardy, Kevin Kisner, Cam Davis
Third Round: 193 (-17) Xander Schauffele, 194 (-16) Patrick Cantlay, 196 (-14) Sahith Theegala, 197 (-13) Kevin Kisner
Cut: 71 players at 2-under 138 from a field of 154 professionals and two amateurs

	Player	1R	2R	3R	4R	Total	Money
1	Xander Schauffele	63	63	67	68	261	$ 1,494,000.00
T2	J.T. Poston	62	70	67	64	263	$ 738,700.00
T2	Sahith Theegala	67	65	64	67	263	$ 738,700.00
4	Michael Thorbjornsen (a)	68	65	66	66	265	
5	Chesson Hadley	68	67	67	64	266	$ 406,700.00
T6	Keith Mitchell	66	68	67	67	268	$ 320,587.50
T6	Kevin Kisner	67	64	66	71	268	$ 320,587.50
T8	Scott Stallings	74	64	68	63	269	$ 243,605.00
T8	Brian Harman	68	69	66	66	269	$ 243,605.00
T8	Chez Reavie	67	69	66	67	269	$ 243,605.00
T8	William McGirt	66	70	66	67	269	$ 243,605.00
T8	Nick Hardy	67	64	68	70	269	$ 243,605.00
T13	John Huh	67	65	69	69	270	$ 159,775.00
T13	Tony Finau	68	68	65	69	270	$ 159,775.00
T13	Scottie Scheffler	68	67	65	70	270	$ 159,775.00
T13	Webb Simpson	64	69	66	71	270	$ 159,775.00
T13	Martin Laird	63	69	66	72	270	$ 159,775.00
T13	Patrick Cantlay	64	67	63	76	270	$ 159,775.00
T19	Luke List	68	68	70	65	271	$ 106,101.67
T19	Rory McIlroy	62	70	72	67	271	$ 106,101.67
T19	Keegan Bradley	69	69	66	67	271	$ 106,101.67
T19	Matthew NeSmith	65	67	68	71	271	$ 106,101.67
T19	Harris English	66	65	69	71	271	$ 106,101.66
T19	K.H. Lee	68	64	66	73	271	$ 106,101.66
T25	Ryan Armour	68	66	72	66	272	$ 61,835.00
T25	Kevin Streelman	71	67	67	67	272	$ 61,835.00
T25	Mackenzie Hughes	70	66	68	68	272	$ 61,835.00
T25	Bill Haas	72	64	68	68	272	$ 61,835.00
T25	Brendan Steele	68	66	69	69	272	$ 61,835.00
T25	Adam Long	68	65	70	69	272	$ 61,835.00
T25	Nate Lashley	68	68	67	69	272	$ 61,835.00
T25	Seamus Power	67	65	70	70	272	$ 61,835.00
T25	Adam Svensson	71	64	66	71	272	$ 61,835.00
T25	Lee Hodges	68	65	67	72	272	$ 61,835.00
T35	Sam Ryder	68	68	71	66	273	$ 43,243.00
T35	Christopher Gotterup	68	68	70	67	273	$ 43,243.00
T35	Robert Streb	69	69	68	67	273	$ 43,243.00
T35	Wyndham Clark	66	68	71	68	273	$ 43,243.00
T35	Charles Howell III	64	68	70	71	273	$ 43,243.00
T40	Matthew Wolff	71	66	71	66	274	$ 36,105.00
T40	Michael Gligic	70	68	68	68	274	$ 36,105.00
T40	Aaron Rai	68	68	67	71	274	$ 36,105.00
T43	Hayden Buckley	67	68	69	71	275	$ 31,125.00
T43	Conrad Shindler	70	66	67	72	275	$ 31,125.00
T43	Harold Varner III	72	63	67	73	275	$ 31,125.00
T46	Matt Wallace	67	71	72	66	276	$ 23,678.72
T46	Tyler Duncan	69	67	71	69	276	$ 23,678.72
T46	Ben Silverman	70	68	69	69	276	$ 23,678.72
T46	Mark Hubbard	71	64	71	70	276	$ 23,678.71
T46	Andrew Novak	72	64	70	70	276	$ 23,678.71
T46	Tommy Fleetwood	69	66	70	71	276	$ 23,678.71
T46	Andrew Putnam	68	69	67	72	276	$ 23,678.71
T53	Matthias Schwab	69	68	71	69	277	$ 20,003.00
T53	Stewart Cink	71	66	71	69	277	$ 20,003.00
T53	Paul Barjon	71	67	66	73	277	$ 20,003.00
T56	Hank Lebioda	66	70	74	68	278	$ 19,007.00
T56	Jonas Blixt	69	66	73	70	278	$ 19,007.00
T56	Joseph Bramlett	67	71	70	70	278	$ 19,007.00
T56	Kelly Kraft	68	70	70	70	278	$ 19,007.00
T56	Luke Donald	70	67	70	71	278	$ 19,007.00
T56	Taylor Moore	68	68	70	72	278	$ 19,007.00
T56	Cam Davis	65	66	73	74	278	$ 19,007.00
63	Austin Cook	72	65	69	73	279	$ 18,343.00
T64	Patton Kizzire	67	69	70	74	280	$ 18,011.00
T64	Davis Riley	68	69	69	74	280	$ 18,011.00
T64	Peter Malnati	69	68	69	74	280	$ 18,011.00
67	Kevin Tway	71	67	69	74	281	$ 17,679.00
68	Morgan Hoffmann	68	70	73	71	282	$ 17,513.00
69	Joel Dahmen	67	69	73	75	284	$ 17,347.00
T70	Lucas Glover	70	68	75	72	285	$ 17,098.00
T70	Harry Higgs	71	64	73	77	285	$ 17,098.00

2021 TRAVELERS CHAMPIONSHIP

June 21-27, 2021
$7,400,000 Purse
Champion: Harris English

LEADERS:
First Round: 63 (-7) Kramer Hickock, Satoshi Kodaira, 64 (-6) Talor Gooch
Second Round: 131 (-9) Jason Day, 132 (-8) Kramer Hickock, Bubba Watson
Third Round: 200 (-10) Kramer Hickock, Bubba Watson, 201 (-9) Cameron Smith, Russell Henley, Jason Day
Cut: 79 players at 2-under 138 from a field of 156 professionals.

	Player	1R	2R	3R	4R	Total	Money
1	Harris English	67	68	67	65	267	$ 1,332,000.00
2	Kramer Hickock	63	69	68	67	267	$ 806,600.00
3	Marc Leishman	69	66	69	64	268	$ 510,600.00
4	Abraham Ancer	72	66	66	65	269	$ 362,600.00
T5	Kevin Kisner	70	63	74	63	270	$ 253,820.00
T5	Brooks Koepka	69	67	69	65	270	$ 253,820.00
T5	Hank Lebioda	69	68	67	66	270	$ 253,820.00
T5	Brian Harman	68	68	67	67	270	$ 253,820.00
T5	Brice Garnett	65	68	69	68	270	$ 253,820.00
T10	Beau Hossler	65	70	72	64	271	$ 186,850.00
T10	Sepp Straka	66	70	69	66	271	$ 186,850.00
T10	Jason Day	69	62	70	70	271	$ 186,850.00
T13	Andrew Putnam	70	67	69	66	272	$ 132,583.34
T13	Guido Migliozzi	69	65	71	67	272	$ 132,583.34
T13	Adam Scott	69	69	67	67	272	$ 132,583.33
T13	Patrick Cantlay	68	66	70	68	272	$ 132,583.33
T13	Sam Burns	66	71	67	68	272	$ 132,583.33
T13	Mark Hubbard	69	65	69	69	272	$ 132,583.33
T19	Seamus Power	66	67	71	69	273	$ 87,690.00
T19	Lucas Herbert	70	67	67	69	273	$ 87,690.00
T19	Bryson DeChambeau	69	66	68	70	273	$ 87,690.00
T19	Robert Streb	68	68	67	70	273	$ 87,690.00
T19	Russell Henley	67	66	68	72	273	$ 87,690.00
T19	Bubba Watson	66	66	68	73	273	$ 87,690.00
T25	Chez Reavie	70	67	69	68	274	$ 58,090.00
T25	Patrick Reed	69	66	70	69	274	$ 58,090.00
T25	Zach Johnson	66	70	69	69	274	$ 58,090.00
T25	Jim Herman	68	69	67	70	274	$ 58,090.00
T25	Dustin Johnson	70	68	65	71	274	$ 58,090.00
T30	Stewart Cink	68	67	74	66	275	$ 45,325.00
T30	Brian Stuard	69	66	70	70	275	$ 45,325.00
T30	Maverick McNealy	65	70	70	70	275	$ 45,325.00
T30	Charley Hoffman	72	63	70	70	275	$ 45,325.00
T30	Brendon Todd	68	69	67	71	275	$ 45,325.00
T30	Cameron Smith	67	68	66	74	275	$ 45,325.00
T36	Joaquin Niemann	68	67	73	68	276	$ 30,743.64
T36	Jonas Blixt	68	68	72	68	276	$ 30,743.64
T36	Justin Rose	70	63	74	69	276	$ 30,743.64
T36	Kevin Chappell	68	67	72	69	276	$ 30,743.64
T36	Talor Gooch	64	70	73	69	276	$ 30,743.64
T36	Paul Casey	71	67	69	69	276	$ 30,743.64
T36	J.B. Holmes	70	68	67	71	276	$ 30,743.64
T36	Ian Poulter	68	66	70	72	276	$ 30,743.63
T36	Troy Merritt	68	65	70	73	276	$ 30,743.63
T36	Satoshi Kodaira	63	72	68	73	276	$ 30,743.63
T36	Matt Jones	70	66	67	73	276	$ 30,743.63
T47	Tom Lewis	67	67	74	69	277	$ 19,377.43
T47	J.J. Spaun	71	67	69	70	277	$ 19,377.43
T47	Austin Eckroat	72	66	69	70	277	$ 19,377.43
T47	Carlos Ortiz	70	65	71	71	277	$ 19,377.43
T47	Harold Varner III	70	68	68	71	277	$ 19,377.43
T47	Scottie Scheffler	69	65	71	72	277	$ 19,377.43
T47	Kevin Na	69	68	68	72	277	$ 19,377.42
T54	Ryan Moore	72	65	72	69	278	$ 17,094.00
T54	Tyler Duncan	69	67	72	70	278	$ 17,094.00
T54	Cameron Percy	70	66	72	70	278	$ 17,094.00
T54	Sam Ryder	69	69	70	70	278	$ 17,094.00
T54	Kyle Stanley	70	68	69	71	278	$ 17,094.00
T54	Peter Malnati	68	70	69	71	278	$ 17,094.00
T54	Doug Ghim	68	66	72	72	278	$ 17,094.00
T61	Phil Mickelson	69	69	72	69	279	$ 16,206.00
T61	Andrew Svoboda	69	69	72	69	279	$ 16,206.00
T61	Doc Redman	69	66	73	71	279	$ 16,206.00
T61	Henrik Norlander	65	71	71	72	279	$ 16,206.00
T61	Ryan Armour	70	64	72	73	279	$ 16,206.00
T66	Tom Hoge	67	71	72	70	280	$ 15,540.00
T66	Kevin Tway	70	66	73	71	280	$ 15,540.00
T66	Aaron Wise	73	65	71	71	280	$ 15,540.00
T66	Robby Shelton	73	64	70	73	280	$ 15,540.00
T70	William McGirt	71	67	73	70	281	$ 15,022.00
T70	Kris Ventura	69	69	71	72	281	$ 15,022.00
T70	Lanto Griffin	71	67	71	72	281	$ 15,022.00
T73	David Hearn	70	68	73	71	282	$ 14,578.00
T73	Denny McCarthy	72	66	71	73	282	$ 14,578.00
T73	K.H. Lee	69	64	69	80	282	$ 14,578.00
T76	Patrick Rodgers	65	71	74	73	283	$ 14,134.00
T76	Nate Lashley	69	67	73	74	283	$ 14,134.00
T76	Mackenzie Hughes	67	71	71	74	283	$ 14,134.00
T79	Will Gordon	71	67	76	75	289	$ 13,838.00

TOURNAMENT RESULTS

2020 TRAVELERS CHAMPIONSHIP

June 18-24, 2020
$7,400,000 Purse
Champion: Dustin Johnson

LEADERS:
First Round: 60 (-10) Mackenzie Hughes, 63 (-7) Viktor Hovland, Rory McIlroy, Xander Schauffele
Second Round: 127 (-13) Phil Mickelson, 128 (-12) Will Gordon, Mackenzie Hughes, 131 (-9) Marc Leishman, Rory McIlroy, Xander Schauffele, Brendan Steele, Brendon Todd
Third Round: 192 (-18) Brendon Todd, 194 (-16) Dustin Johnson, 195 (-15) Kevin Streelman, 196 (-14) Mackenzie Hughes, 197 (-13) Bryson Dechambeau, Kevin Na
Cut: 68 players at 4-under 136 from a field of 156 professionals.

	Player	1R	2R	3R	4R	Total	Money
1	Dustin Johnson	69	64	61	67	261	$1,332,000.00
2	Kevin Streelman	66	66	63	67	262	$806,600.00
T3	Will Gordon	66	6 2	71	64	263	$436,600.00
T3	Mackenzie Hughes	60	68	68	67	263	$436,600.00
5	Kevin Na	66	66	65	67	264	$303,400.00
T6	Ryan Armour	67	66	68	64	265	$233,470.00
T6	Bryson DeChambeau	65	67	65	68	265	$233,470.00
T6	Patton Kizzire	66	66	66	67	265	$233,470.00
T6	Scott Stallings	66	68	64	67	265	$233,470.00
T6	Brendan Steele	69	62	68	66	265	$233,470.00
T11	Patrick Cantlay	66	67	69	65	267	$139,983.34
T11	Si Woo Kim	68	66	68	65	267	$139,983.34
T11	Doc Redman	68	67	69	63	267	$139,983.34
T11	Abraham Ancer	67	65	66	69	267	$139,983.33
T11	Viktor Hovland	63	69	67	68	267	$139,983.33
T11	Zach Johnson	68	64	67	68	267	$139,983.33
T11	Rory McIlroy	63	68	69	67	267	$139,983.33
T11	Seung-Yul Noh	64	68	66	69	267	$139,983.33
T11	Brendon Todd	66	65	661	75	267	$139,983.33
T20	Joel Dahmen	67	68	68	65	268	$87,320.00
T20	Lucas Glover	66	68	71	63	268	$87,320.00
T20	Xander Schauffele	63	68	70	67	268	$87,320.00
T20	Brian Stuard	65	67	68	68	268	$87,320.00
T24	Wesley Bryan	67	66	67	69	269	$57,627.50
T24	Sam Burns	68	66	68	67	269	$57,627.50
T24	Lanto Griffin	66	67	68	68	269	$57,627.50
T24	Adam Long	67	69	65	68	269	$57,627.50
T24	Phil Mickelson	64	63	71	71	269	$57,627.50
T24	Patrick Reed	70	66	69	64	269	$57,627.50
T24	Kyle Stanley	69	65	65	70	269	$57,627.50
T24	Jhonattan Vegas	71	65	67	66	269	$57,627.50
T32	Paul Casey	69	66	67	68	270	$42,254.00
T32	Tyler Duncan	64	70	69	67	270	$42,254.00
T32	Sergio Garcia	64	70	70	66	270	$42,254.00
T32	Russell Henley	65	69	72	64	270	$42,254.00
T32	Harold Varner III	66	69	69	66	270	$42,254.00
T37	Rafa Cabrera Bello	65	70	72	64	271	$34,410.00
T37	Tom Hoge	67	68	66	70	271	$34,410.00
T37	Mark Hubbard	68	66	70	67	271	$34,410.00
T37	Jon Rahm	66	68	66	71	271	$34,410.00
T41	Joseph Bramlett	69	65	71	67	272	$27,750.00
T41	Charley Hoffman	67	67	65	73	272	$27,750.00
T41	Hank Lebioda	69	67	66	70	272	$27,750.00
T41	Henrik Norlander	68	68	68	68	272	$27,750.00
T41	Brandt Snedeker	67	69	66	70	272	$27,750.00
T46	Byeong Hun An	68	68	69	68	273	$19,869.00
T46	Jason Day	67	69	69	68	273	$19,869.00
T46	Sung Kang	65	67	70	71	273	$19,869.00
T46	Louis Oosthuizen	64	70	71	68	273	$19,869.00
T46	Chez Reavie	70	66	68	69	273	$19,869.00
T46	Michael Thompson	64	71	70	68	273	$19,869.00
T46	Richy Werenski	67	68	71	67	273	$19,869.00
T46	Aaron Wise	68	67	69	69	273	$19,869.00
T54	Kevin Chappell	68	68	69	69	274	$17,316.00
T54	Austin Cook	71	65	69	69	274	$17,316.00
T54	Jim Furyk	69	65	70	70	274	$17,316.00
T54	Jordan Spieth	67	69	69	69	274	$17,316.00
T58	Sungjae Im	68	68	71	68	275	$16,872.00
T58	Marc Leishman	66	65	72	72	275	$16,872.00
T60	Emiliano Grillo	67	66	71	72	276	$16,502.00
T60	Shane Lowry	66	69	74	67	276	$16,502.00
T60	Troy Merritt	68	64	72	72	276	$16,502.00
63	Joaquin Niemann	68	66	68	75	277	$16,206.00
64	Ian Poulter	67	69	73	69	278	$16,058.00
65	Scott Brown	69	66	72	72	279	$15,910.00
66	Roger Sloan	67	69	71	73	280	$15,762.00
67	Greg Chalmers	69	67	75	73	284	$15,614.00
68	Luke Donald	69	65	73	79	286	$15,466.00

2019 TRAVELERS CHAMPIONSHIP

June 17-23, 2019
$7,400,000 Purse
Champion: Chez Reavie

LEADERS:
First Round: 64 (-6) Abraham Ancer, Ryan Armour, Bronson Burgoon, Mackenzie Hughes, Kyoung-Hoon Lee, Zack Sucher; 65 (-5) Chez Reavie
Second Round: 129 (-11) Zack Sucher; 131 (-9) Keegan Bradley, Chez Reavie; 132 (-8) Bronson Burgoon, Ryan Moore
Third Round: 194 (-16) Chez Reavie; 200 (-10) Keegan Bradley, Zack Sucher; 201 (-9) Jason Day, Roberto Diaz
Cut: 82 players at 2-under-par 138 from a field of 156. A second cut was made following the third round to 70 players at 1-under-par 209.

	Player	1R	2R	3R	4R	Total	Money
1	Chez Reavie	65	66	63	69	263	$1,296,000.00
T2	Keegan Bradley	65	66	69	67	267	$633,600.00
T2	Zack Sucher	64	65	71	67	267	$633,600.00
4	Vaughn Taylor	68	66	69	65	268	$345,600.00
T5	Joaquin Niemann	69	65	69	66	269	$262,800.00
T5	Kevin Tway	68	68	66	67	269	$262,800.00
T5	Paul Casey	65	68	71	65	269	$262,800.00
T8	Abraham Ancer	64	73	70	63	270	$194,400.00
T8	Brian Harman	72	66	66	66	270	$194,400.00
T8	Bryson DeChambeau	68	70	64	68	270	$194,400.00
T8	Jason Day	70	63	68	69	270	$194,400.00
T8	Roberto Díaz	69	65	67	69	270	$194,400.00
T13	Kyoung-Hoon Lee	64	72	67	68	271	$144,000.00
T13	Tommy Fleetwood	66	69	67	69	271	$144,000.00
T15	Kevin Kisner	69	65	71	67	272	$115,200.00
T15	Kevin Streelman	67	67	69	69	272	$115,200.00
T15	Patrick Cantlay	66	72	65	69	272	$115,200.00
T15	Ryan Moore	68	64	72	68	272	$115,200.00
T15	Wyndham Clark	68	67	68	69	272	$115,200.00
20	Alex Prugh	68	68	68	69	273	$93,600.00
T21	Adam Long	66	67	70	71	274	$65,760.00
T21	Brendan Steele	71	67	68	68	274	$65,760.00
T21	Cody Gribble	69	69	67	69	274	$65,760.00
T21	Harold Varner III	69	66	72	67	274	$65,760.00
T21	Marc Leishman	66	70	70	68	274	$65,760.00
T21	Martin Laird	67	67	68	72	274	$65,760.00
T21	Robert Streb	65	68	71	70	274	$65,760.00
T21	Russell Knox	69	69	71	65	274	$65,760.00
T21	Sungjae Im	68	69	71	66	274	$65,760.00
T30	Freddie Jacobson	70	65	72	68	275	$43,740.00
T30	J.J. Spaun	68	69	66	72	275	$43,740.00
T30	Nick Watney	66	69	69	71	275	$43,740.00
T30	Patrick Reed	68	66	70	71	275	$43,740.00
T30	Peter Malnati	66	70	69	70	275	$43,740.00
T30	Stephan Jaeger	70	68	70	67	275	$43,740.00
T36	C.T. Pan	67	70	71	68	276	$32,451.43
T36	Collin Morikawa	66	67	75	68	276	$32,451.43
T36	Josh Teater	68	68	69	71	276	$32,451.43
T36	Justin Thomas	68	68	70	70	276	$32,451.43
T36	Kyle Stanley	67	68	73	68	276	$32,451.43
T36	Louis Oosthuizen	66	68	74	68	276	$32,451.43
T36	Ryan Blaum	67	67	69	73	276	$32,451.42
T43	Andrew Landry	67	71	65	74	277	$21,924.00
T43	Brandt Snedeker	68	69	71	69	277	$21,924.00
T43	Cameron Davis	70	68	69	70	277	$21,924.00
T43	Chip McDaniel	69	68	68	72	277	$21,924.00
T43	Joel Dahmen	70	68	69	70	277	$21,924.00
T43	Sam Burns	67	69	72	69	277	$21,924.00
T43	Sangmoon Bae	68	70	69	70	277	$21,924.00
T43	Tyler Duncan	67	70	71	69	277	$21,924.00
T51	Hank Lebioda	69	65	74	70	278	$17,328.00
T51	Mackenzie Hughes	64	74	69	71	278	$17,328.00
T51	Sam Ryder	67	67	74	70	278	$17,328.00
T54	Bubba Watson	69	66	73	71	279	$16,560.00
T54	Ryan Armour	64	71	71	73	279	$16,560.00
T54	Viktor Hovland	67	71	68	73	279	$16,560.00
T57	Andrew Putnam	66	67	71	76	280	$16,128.00
T57	Brooks Koepka	71	66	72	71	280	$16,128.00
T57	Francesco Molinari	69	69	71	71	280	$16,128.00
T60	Brandon Harkins	66	72	70	73	281	$15,480.00
T60	Bronson Burgoon	64	68	75	74	281	$15,480.00
T60	Emiliano Grillo	67	71	71	72	281	$15,480.00
T60	Kramer Hickok	70	68	69	74	281	$15,480.00
T60	Richy Werenski	67	69	72	73	281	$15,480.00
T60	Scott Brown	67	67	70	77	281	$15,480.00
T66	Scott Langley	65	73	68	76	282	$14,904.00
T66	Seamus Power	66	70	71	75	282	$14,904.00
68	Brady Schnell	65	68	75	75	283	$14,688.00
69	Seth Reeves	68	70	70	77	285	$14,544.00
70	Sam Saunders	67	67	72	80	286	$14,400.00
T71	Cameron Tringale	66	69	75		210	$13,824.00
T71	Harris English	72	66	72		210	$13,824.00
T71	Jim Herman	67	70	73		210	$13,824.00
T71	Matt Jones	69	69	72		210	$13,824.00
T71	Nick Taylor	69	69	72		210	$13,824.00
T71	Shawn Stefani	68	69	73		210	$13,824.00
T71	Troy Merritt	70	65	75		210	$13,824.00
T78	Beau Hossler	69	69	73		211	$13,176.00
T78	Sung Kang	68	70	73		211	$13,176.00
T80	Matthew Wolff	70	68	74		212	$12,888.00
T80	Tom Hoge	67	69	76		212	$12,888.00
82	Alex Cejka	69	69	75		213	$12,672.00

TOURNAMENT RESULTS

2018 TRAVELERS CHAMPIONSHIP

June 18-24, 2018
$7,200,000 Purse
Champion: Bubba Watson

LEADERS:
First Round: 63 (-7) Zach Johnson, Jordan Spieth; 64 (-6) Brian Harman, Peter Malnati, Rory McIlroy
Second Round: 130 (-10) Brian Harman; 131 (-9) Russell Henley, Zach Johnson, Matt Jones
Third Round: 194 (-16) Paul Casey; 198 (-12) Russell Henley; 199 (-11) Brian Harman, J.B. Holmes, Anirban Lahiri
Cut: 74 players at 2-under-par 138 from a field of 156.

	Player	1R	2R	3R	4R	Total	Money
1	Bubba Watson	70	63	67	63	263	$1,260,000.00
T2	Paul Casey	65	67	62	72	266	$462,000.00
T2	Stewart Cink	68	68	68	62	266	$462,000.00
T2	J.B. Holmes	66	68	65	67	266	$462,000.00
T2	Beau Hossler	65	67	68	66	266	$462,000.00
T6	Brian Harman	64	66	69	68	267	$234,500.00
T6	Russell Henley	66	65	67	69	267	$234,500.00
T6	Kevin Tway	71	64	67	65	267	$234,500.00
T9	Bryson DeChambeau	66	66	68	68	268	$189,000.00
T9	Anirban Lahiri	67	67	65	69	268	$189,000.00
T9	Chase Seiffert	66	71	67	64	268	$189,000.00
T12	Ryan Blaum	69	65	66	69	269	$147,000.00
T12	Jason Day	66	68	66	69	269	$147,000.00
T12	Rory McIlroy	64	69	69	67	269	$147,000.00
T15	Patrick Cantlay	69	68	65	68	270	$115,500.00
T15	Charley Hoffman	69	66	69	66	270	$115,500.00
T15	Danny Lee	67	68	66	69	270	$115,500.00
T15	Kyle Stanley	67	69	65	69	270	$115,500.00
T19	Fabián Gómez	71	67	68	65	271	$79,000.00
T19	Emiliano Grillo	69	67	66	69	271	$79,000.00
T19	Zach Johnson	63	68	71	69	271	$79,000.00
T19	Matt Jones	65	66	70	70	271	$79,000.00
T19	Brooks Koepka	68	69	69	65	271	$79,000.00
T19	David Lingmerth	67	67	71	66	271	$79,000.00
T19	Jamie Lovemark	68	69	64	70	271	$79,000.00
T26	Blayne Barber	68	69	68	67	272	$49,700.00
T26	Si Woo Kim	66	70	70	66	272	$49,700.00
T26	Peter Malnati	64	72	68	68	272	$49,700.00
T26	Steve Marino	66	68	70	68	272	$49,700.00
T26	Patrick Rodgers	69	68	67	68	272	$49,700.00
T26	Sam Ryder	68	70	70	64	272	$49,700.00
T26	Richy Werenski	68	69	68	67	272	$49,700.00
T33	Alex Cejka	67	71	70	65	273	$39,550.00
T33	Tyler Duncan	68	69	68	68	273	$39,550.00
T33	Kevin Streelman	68	69	67	69	273	$39,550.00
T36	James Hahn	70	67	67	70	274	$35,175.00
T36	Seamus Power	70	67	70	67	274	$35,175.00
T38	Lanto Griffin	70	63	70	72	275	$30,800.00
T38	Brandon Harkins	72	66	68	69	275	$30,800.00
T38	Russell Knox	73	64	70	68	275	$30,800.00
T38	Scott Stallings	68	67	73	67	275	$30,800.00
T42	Adam Hadwin	68	69	73	66	276	$24,500.00
T42	J.J. Henry	68	68	71	69	276	$24,500.00
T42	Mackenzie Hughes	67	68	71	70	276	$24,500.00
T42	Jordan Spieth	63	73	71	69	276	$24,500.00
T42	Brett Stegmaier	70	67	69	70	276	$24,500.00
T47	Keegan Bradley	68	70	69	70	277	$17,577.78
T47	Wesley Bryan	70	68	67	72	277	$17,577.78
T47	Billy Hurley III	71	67	71	68	277	$17,577.78
T47	Kelly Kraft	66	72	70	69	277	$17,577.78
T47	Sam Saunders	72	66	71	68	277	$17,577.78
T47	J.J. Spaun	68	67	71	71	277	$17,577.78
T47	Vaughn Taylor	66	72	71	68	277	$17,577.78
T47	Scott Brown	68	69	65	75	277	$17,577.77
T47	Denny McCarthy	70	68	66	73	277	$17,577.77
T56	Ryan Armour	67	71	70	70	278	$15,680.00
T56	Ken Duke	70	68	68	72	278	$15,680.00
T56	Hunter Mahan	68	68	68	74	278	$15,680.00
T56	Keith Mitchell	70	68	70	70	278	$15,680.00
T56	Justin Thomas	66	69	70	73	278	$15,680.00
T61	James Driscoll	66	72	70	71	279	$14,910.00
T61	Nick Hardy	69	68	70	72	279	$14,910.00
T61	John Huh	66	70	74	69	279	$14,910.00
T61	Martin Laird	67	71	70	71	279	$14,910.00
T61	Tom Lovelady	70	67	70	72	279	$14,910.00
T61	Steve Wheatcroft	68	70	70	71	279	$14,910.00
T67	Daniel Berger	67	71	73	69	280	$14,350.00
T67	Trey Mullinax	67	71	70	72	280	$14,350.00
T69	Kyle Thompson	71	67	73	70	281	$14,000.00
T69	Ethan Tracy	68	69	72	72	281	$14,000.00
T69	Cameron Tringale	72	65	74	70	281	$14,000.00
T72	Dominic Bozzelli	74	64	77	67	282	$13,650.00
T72	Martin Flores	68	70	72	72	282	$13,650.00
74	Padraig Harrington	66	69	75	74	284	$13,440.00

2017 TRAVELERS CHAMPIONSHIP

June 19-25, 2017
$7,000,000 Purse
Champion: Jordan Spieth | Sudden Death Playoff

LEADERS:
First Round: 63 (-7) Jordan Spieth; 64 (-6) Brett Stegmaier, Johnson Wagner
Second Round: 132 (-8) Jordan Spieth; 133 (-7) Tory Merritt, Patrick Reed
Third Round: 198 (-12) Jordan Spieth; 199 (-11) Boo Weekley; 201 (-9) Daniel Berger
Cut: Cut: 85 players at even-par 140 from a field of 156. A second cut was made following the third round to 74 players at 1-over-par 211.

	Player	1R	2R	3R	4R	Total	Money
1	Jordan Spieth	63	69	66	70	268	$ 1,224,000.00
2	Daniel Berger	68	67	66	67	268	$ 734,400.00
T3	Charley Hoffman	69	67	68	66	270	$ 394,400.00
T3	Danny Lee	68	67	68	67	270	$ 394,400.00
T5	Patrick Reed	67	66	72	66	271	$ 248,200.00
T5	Paul Casey	68	68	66	69	271	$ 248,200.00
T5	Boo Weekley	66	68	65	72	271	$ 248,200.00
T8	Kevin Streelman	69	70	69	64	272	$ 176,800.00
T8	Troy Merritt	65	68	73	66	272	$ 176,800.00
T8	Webb Simpson	70	68	66	68	272	$ 176,800.00
T8	David Hearn	67	70	66	69	272	$ 176,800.00
T8	Keegan Bradley	67	70	66	69	272	$ 176,800.00
T8	C.T. Pan	70	68	64	70	272	$ 176,800.00
T14	Brandt Snedeker	70	67	72	64	273	$ 122,400.00
T14	Xander Schauffele	66	70	70	67	273	$ 122,400.00
T14	Brendan Steele	68	68	69	68	273	$ 122,400.00
T17	Rory McIlroy	67	73	70	64	274	$ 83,111.12
T17	Mackenzie Hughes	67	70	71	66	274	$ 83,111.11
T17	Anirban Lahiri	73	63	71	67	274	$ 83,111.11
T17	Hunter Mahan	68	71	68	67	274	$ 83,111.11
T17	Will MacKenzie	69	68	70	67	274	$ 83,111.11
T17	Tony Finau	70	67	70	67	274	$ 83,111.11
T17	Padraig Harrington	66	69	71	68	274	$ 83,111.11
T17	Rick Lamb	69	69	68	68	274	$ 83,111.11
T17	Marc Leishman	69	68	68	69	274	$ 83,111.11
T26	Graham DeLaet	65	70	72	68	275	$ 46,277.78
T26	Jim Furyk	67	68	72	68	275	$ 46,277.78
T26	Grayson Murray	69	71	67	68	275	$ 46,277.78
T26	Brett Stegmaier	64	72	71	68	275	$ 46,277.78
T26	Bryce Molder	70	70	66	69	275	$ 46,277.78
T26	Morgan Hoffmann	67	70	69	69	275	$ 46,277.78
T26	Bryson DeChambeau	67	72	66	70	275	$ 46,277.78
T26	Jason Kokrak	71	67	66	71	275	$ 46,277.77
T26	David Lingmerth	67	70	65	73	275	$ 46,277.77
T35	Tom Hoge	66	72	71	67	276	$ 31,407.50
T35	Ricky Barnes	70	70	68	68	276	$ 31,407.50
T35	Bud Cauley	70	68	70	68	276	$ 31,407.50
T35	Smylie Kaufman	68	67	72	69	276	$ 31,407.50
T35	Matt Every	66	72	69	69	276	$ 31,407.50
T35	Brian Harman	66	70	69	71	276	$ 31,407.50
T35	Ryan Brehm	68	68	69	71	276	$ 31,407.50
T35	Patrick Rodgers	70	65	69	72	276	$ 31,407.50
T43	Kevin Tway	73	67	71	66	277	$ 19,869.60
T43	Emiliano Grillo	69	70	71	67	277	$ 19,869.60
T43	Tim Wilkinson	72	66	72	67	277	$ 19,869.60
T43	Brad Fritsch	70	67	72	68	277	$ 19,869.60
T43	William McGirt	68	70	71	68	277	$ 19,869.60
T43	Mark Hubbard	66	73	69	69	277	$ 19,869.60
T43	Daniel Summerhays	66	68	73	70	277	$ 19,869.60
T43	Johnson Wagner	64	72	71	70	277	$ 19,869.60
T43	Chase Seiffert	68	66	72	71	277	$ 19,869.60
T43	Chez Reavie	69	66	69	73	277	$ 19,869.60
T53	Patton Kizzire	73	67	68	70	278	$ 15,742.00
T53	Ryan Palmer	69	71	68	70	278	$ 15,742.00
T53	Fabian Gomez	66	70	72	70	278	$ 15,742.00
T53	Beau Hossler	66	69	72	71	278	$ 15,742.00
T57	Robert Streb	67	73	71	68	279	$ 15,096.00
T57	Kyle Stanley	70	67	74	68	279	$ 15,096.00
T57	Kevin Na	66	71	72	70	279	$ 15,096.00
T57	Vaughn Taylor	68	69	72	70	279	$ 15,096.00
T57	Adam Hadwin	70	70	68	71	279	$ 15,096.00
T62	Joel Dahmen	69	71	71	69	280	$ 14,484.00
T62	Jonas Blixt	71	67	73	69	280	$ 14,484.00
T62	Retief Goosen	70	69	71	70	280	$ 14,484.00
T62	Russell Knox	69	70	68	73	280	$ 14,484.00
T66	Greg Chalmers	69	68	74	70	281	$ 14,008.00
T66	Hudson Swafford	66	71	74	70	281	$ 14,008.00
T66	Byeong Hun An	67	72	69	73	281	$ 14,008.00
T69	Geoff Ogilvy	73	65	73	71	282	$ 13,532.00
T69	Rod Pampling	67	72	71	72	282	$ 13,532.00
T69	J.J. Henry	68	71	71	72	282	$ 13,532.00
T69	Michael Kim	67	72	70	73	282	$ 13,532.00
73	Nick Watney	69	69	72	73	283	$ 13,192.00
74	Wesley Bryan	67	67	75	76	285	$ 13,056.00
T75	Sebastian Munoz (MDF)	67	70	75		212	$ 12,580.00
T75	Julian Etulain (MDF)	71	68	73		212	$ 12,580.00
T75	Peter Malnati (MDF)	72	68	72		212	$ 12,580.00
T75	Cameron Percy (MDF)	67	73	72		212	$ 12,580.00
T75	Jamie Lovemark (MDF)	72	68	72		212	$ 12,580.00
T75	Sung Kang (MDF)	70	70	72		212	$ 12,580.00
T81	Spencer Levin (MDF)	68	72	73		213	$ 12,036.00
T81	K.J. Choi (MDF)	69	71	73		213	$ 12,036.00
83	Steve Wheatcroft (MDF)	67	72	75		214	$ 11,832.00
84	Alex Cejka (MDF)	69	70	76		215	$ 11,696.00
85	Scott Piercy (MDF)	66	74	81		221	$ 11,560.00

TOURNAMENT RESULTS

2016 TRAVELERS CHAMPIONSHIP

August 1-7, 2016
$6,800,000 Purse
Champion: Russell Knox

LEADERS:
First Round: 64 (-6) Jerry Kelly, Andrew Loupe, Vaughn Taylor; 65 (-5) Marc Leishman, Ben Martin, Jon Rahm
Second Round: 133 (-7) Daniel Berger, Russell Henley, Marc Leishman, Tyrone Van Aswegen; 134 (-6) Robert Garrigus, Jerry Kelly, Russell Knox, Patrick Rodgers
Third Round: 195 (-15) Daniel Berger; 198 (-12) Russell Henley, Russell Knox, Tyrone Van Aswegen
Cut: 73 players at 1-under-par 139 from a field of 156.

	Player	1R	2R	3R	4R	Total	Money
1	Russell Knox	67	67	64	68	266	$1,188,000.00
2	Jerry Kelly	64	70	69	64	267	$712,800.00
T3	Justin Thomas	68	69	69	62	268	$382,800.00
T3	Patrick Rodgers	68	66	66	68	268	$382,800.00
T5	Jim Furyk	73	66	72	58	269	$231,825.00
T5	Robert Garrigus	67	67	68	67	269	$231,825.00
T5	Tyrone Van Aswegen	67	66	65	71	269	$231,825.00
T5	Daniel Berger	66	67	62	74	269	$231,825.00
T9	Marc Leishman	65	68	71	66	270	$184,800.00
T9	Brooks Koepka	67	70	64	69	270	$184,800.00
T11	Shawn Stefani	71	68	67	65	271	$135,300.00
T11	Alex Cejka	68	69	69	65	271	$135,300.00
T11	Patrick Reed	70	67	68	66	271	$135,300.00
T11	Spencer Levin	69	67	68	67	271	$135,300.00
T11	Daniel Summerhays	68	69	65	69	271	$135,300.00
T11	Russell Henley	68	65	65	73	271	$135,300.00
T17	Brendan Steele	70	69	69	64	272	$83,490.00
T17	Matt Kuchar	69	67	71	65	272	$83,490.00
T17	Louis Oosthuizen	68	71	67	66	272	$83,490.00
T17	Tyrrell Hatton	71	65	70	66	272	$83,490.00
T17	Carlos Ortiz	66	71	69	66	272	$83,490.00
T17	Andres Gonzales	70	68	65	69	272	$83,490.00
T17	Ryan Moore	70	66	66	70	272	$83,490.00
T17	Paul Casey	68	67	66	71	272	$83,490.00
T25	Henrik Norlander	71	68	70	64	273	$47,226.67
T25	Si Woo Kim	69	70	67	67	273	$47,226.67
T25	Keegan Bradley	67	72	67	67	273	$47,226.67
T25	Charley Hoffman	69	68	69	67	273	$47,226.67
T25	Tony Finau	69	68	69	67	273	$47,226.67
T25	Blayne Barber	71	64	70	68	273	$47,226.67
T25	Bubba Watson	67	70	68	68	273	$47,226.66
T25	Scott Brown	68	70	67	68	273	$47,226.66
T25	Jon Rahm	65	70	69	69	273	$47,226.66
T34	Jason Kokrak	70	66	73	65	274	$34,815.00
T34	Webb Simpson	70	67	69	68	274	$34,815.00
T34	Aaron Baddeley	73	65	67	69	274	$34,815.00
T34	Cameron Smith	69	67	67	71	274	$34,815.00
T38	Lucas Lee	68	69	72	66	275	$25,740.00
T38	Rod Pampling	69	68	72	66	275	$25,740.00
T38	Seung-Yul Noh	69	70	68	68	275	$25,740.00
T38	Derek Ernst	68	69	70	68	275	$25,740.00
T38	Hudson Swafford	67	71	68	69	275	$25,740.00
T38	Chris Stroud	70	69	66	70	275	$25,740.00
T38	Vaughn Taylor	64	71	70	70	275	$25,740.00
T38	Brian Stuard	70	65	69	71	275	$25,740.00
T38	Gary Woodland	67	70	67	71	275	$25,740.00
T47	Ernie Els	72	67	70	67	276	$16,573.34
T47	Greg Chalmers	69	69	72	66	276	$16,573.34
T47	Retief Goosen	69	69	69	69	276	$16,573.34
T47	Chez Reavie	70	67	70	69	276	$16,573.33
T47	Bryson DeChambeau	72	66	68	70	276	$16,573.33
T47	Zach Johnson	67	71	68	70	276	$16,573.33
T47	Stuart Appleby	68	68	69	71	276	$16,573.33
T47	Cameron Percy	69	69	67	71	276	$16,573.33
T47	Francesco Molinari	71	67	65	73	276	$16,573.33
T56	Rory Sabbatini	67	72	73	65	277	$14,718.00
T56	Miguel Angel Carballo	73	66	71	67	277	$14,718.00
T56	John Senden	69	68	72	68	277	$14,718.00
T56	Vijay Singh	67	68	71	71	277	$14,718.00
T56	Bryce Molder	69	70	66	72	277	$14,718.00
T56	Abraham Ancer	68	68	68	73	277	$14,718.00
T62	Zac Blair	70	68	69	71	278	$14,190.00
T62	Martin Laird	68	69	68	73	278	$14,190.00
T64	Matt Jones	69	69	71	70	279	$13,794.00
T64	Nick Taylor	68	71	68	72	279	$13,794.00
T64	Soren Kjeldsen	68	69	69	73	279	$13,794.00
T64	Padraig Harrington	70	69	65	75	279	$13,794.00
68	Ricky Barnes	68	71	69	72	280	$13,464.00
69	Scott Pinckney	68	67	74	72	281	$13,332.00
T70	Hunter Mahan	68	71	76	67	282	$13,068.00
T70	Sung Kang	70	67	75	70	282	$13,068.00
T70	Bud Cauley	68	71	69	74	282	$13,068.00
73	David Toms	67	71	70	75	283	$12,804.00

2015 TRAVELERS CHAMPIONSHIP

June 22 – 28, 2015
$6,400,000 Purse
Champion: Bubba Watson I Sudden Death Playoff

LEADERS:
First Round: 62 (-8) Bubba Watson, 64 (-6) Seung-Yul Noh, Keegan Bradley, Brian Stuard, Harris English, Jason Gore
Second Round: 129 (-11) Bubba Watson, 131 (-9) Brian Harman, Brian Stuard, Carl Pettersson
Third Round: 196 (-14) Brian Harman, 197 (-13) Graham DeLaet, Bubba Watson, 199 (-11) Brandt Snedeker, Paul Casey, Zach Johnson
Cut: 71 players at two-under-par from a field of 156.

	Player	1R	2R	3R	4R	Total	Money
1	Bubba Watson	62	67	68	67	264	$1,152,000.00
2	Paul Casey	67	68	64	65	264	$691,200.00
3	Brian Harman	66	65	65	69	265	$435,200.00
4	Graham DeLaet	67	66	64	69	266	$307,200.00
5	Carl Pettersson	65	66	70	66	267	$256,000.00
6	Zach Johnson	65	70	64	69	268	$230,400.00
T7	Luke Donald	68	68	67	66	269	$199,466.67
T7	Bo Van Pelt	70	68	65	66	269	$199,466.67
T7	Mark Wilson	66	68	67	68	269	$199,466.66
T10	Ken Duke	69	68	67	66	270	$147,200.00
T10	Jason Gore	64	68	69	69	270	$147,200.00
T10	Jon Curran	67	67	67	69	270	$147,200.00
T10	Chris Stroud	65	67	68	70	270	$147,200.00
T10	Brandt Snedeker	68	68	63	71	270	$147,200.00
T15	Martin Laird	70	67	67	67	271	$102,400.00
T15	Brendon Todd	67	70	67	67	271	$102,400.00
T15	Nicholas Thompson	66	67	70	68	271	$102,400.00
T15	Mark Anderson	67	71	65	68	271	$102,400.00
T15	Steven Bowditch	68	68	69	66	271	$102,400.00
T20	Seung-Yul Noh	64	69	71	68	272	$71,936.00
T20	Gary Woodland	66	69	68	69	272	$71,936.00
T20	Kyle Stanley	67	68	68	69	272	$71,936.00
T20	David Toms	69	67	66	70	272	$71,936.00
T20	Brice Garnett	66	69	66	71	272	$71,936.00
T25	Scott Pinckney	67	71	67	68	273	$41,234,29
T25	Tony Finau	68	69	66	70	273	$41,234.29
T25	Danny Lee	66	67	69	71	273	$41,234.29
T25	Brian Stuard	64	67	71	71	273	$41,234.29
T25	Harris English	64	71	67	71	273	$41,234.29
T25	Francesco Molinari	67	66	69	71	273	$41,234.29
T25	Brendan Steele	67	71	68	67	273	$41,234.29
T25	William McGirt	67	69	66	71	273	$41,234.29
T25	Billy Horschel	67	69	66	71	273	$41,234.28
T25	Cheng Tsung Pan	67	68	71	67	273	$41,234.28
T25	Chez Reavie	70	65	71	67	273	$41,234.28
T25	Scott Langley	65	68	73	67	273	$41,234.28
T25	Chad Campbell	68	70	69	66	273	$41,234.28
T25	Sergio Garcia	67	68	66	72	273	$41,234.28
T39	Keegan Bradley	64	69	71	70	274	$23,680.00
T39	Nick Watney	69	64	70	71	274	$23,680.00
T39	Morgan Hoffmann	67	71	67	69	274	$23,680.00
T39	Marc Leishman	70	67	68	69	274	$23,680.00
T39	Cameron Smith	73	65	68	68	274	$23,680.00
T39	Chad Collins	70	67	69	68	274	$23,680.00
T39	Colt Knost	67	70	69	68	274	$23,680.00
T39	Robert Garrigus	65	72	70	67	274	$23,680.00
T39	Patrick Rodgers	68	70	63	73	274	$23,680.00
T48	Jason Kokrak	69	66	69	71	275	$16,085.34
T48	Spencer Levin	68	68	67	72	275	$16,085.34
T48	John Peterson	70	66	69	70	275	$16,085.33
T48	Jim Renner	67	68	70	70	275	$16,085.33
T48	Aaron Baddeley	68	66	68	73	275	$16,085.33
T48	Jeff Overton	69	69	71	66	275	$16,085.33
T54	Alexandre Rocha	66	70	69	71	276	$14,528.00
T54	Byron Smith	69	67	69	71	276	$14,528.00
T54	Scott Brown	65	67	73	71	276	$14,528.00
T54	Cameron Percy	69	69	68	70	276	$14,528.00
T54	Derek Ernst	68	67	67	74	276	$14,528.00
T54	Jhonattan Vegas	66	69	67	74	276	$14,528.00
T60	Steven Alker	70	68	68	71	277	$13,888.00
T60	Tyrone Van Aswegen	68	69	69	71	277	$13,888.00
T60	Jonathan Randolph	67	69	71	70	277	$13,888.00
T60	J.J. Henry	68	67	72	70	277	$13,888.00
T64	Jon Rahm (a)	68	69	69	72	278	
T64	Bryce Molder	66	71	70	71	278	$13,440.00
T64	David Lingmerth	68	68	72	70	278	$13,440.00
T64	Tom Hoge	68	70	73	67	278	$13,440.00
T68	Will MacKenzie	65	69	72	74	280	$13,056.00
T68	Jim Herman	67	71	70	72	280	$13,056.00
T68	Tom Gillis	65	71	74	70	280	$13,056.00
T71	Mark Hubbard	68	68	70	75	281	$12,736.00
T71	Eric Axley	68	70	70	73	281	$12,736.00

TOURNAMENT RESULTS

2014 TRAVELERS CHAMPIONSHIP

June 16-22, 2014
$6,200,000 Purse
Champion: Kevin Streelman

LEADERS:
First Round: 62 (-8) Brendan Steele, 63 (-7) Bud Cauley, Ryan Moore
Second Round: 129 (-11) Scott Langley, 130 (-10) K.J. Choi, Harris English, Michael Putnam
Third Round: 197 (-13) Ryan Moore, 198 (-12) Aaron Baddeley, 199 (-11) Scott Langley, K.J. Choi, Sergio Garcia, Michael Putnam
Cut: 72 players at one over par from a field of 156.

	Player	1R	2R	3R	4R	Total	Money
1	Kevin Streelman	69	68	64	64	265	$1,116,000.00
T2	Sergio Garcia	65	69	65	67	266	$545,600.00
T2	K.J. Choi	65	65	69	67	266	$545,600.00
4	Aaron Baddeley	67	66	65	69	267	$297,600.00
T5	Brendan Steele	62	69	71	66	268	$235,600.00
T5	Ryan Moore	63	68	66	71	268	$235,600.00
T7	Harris English	66	64	72	67	269	$186,775.00
T7	Jeff Maggert	64	70	68	67	269	$186,775.00
T7	Chad Campbell	64	70	67	68	269	$186,775.00
T7	Carl Pettersson	68	67	66	68	269	$186,775.00
T11	Brandt Snedeker	65	69	72	64	270	$123,114.29
T11	Marc Leishman	70	68	65	67	270	$123,114.29
T11	Angel Cabrera	68	70	65	67	270	$123,114.29
T11	Bud Cauley	63	70	68	69	270	$123,114.29
T11	Nick Watney	70	66	65	69	270	$123,114.28
T11	Scott Langley	64	65	70	71	270	$123,114.28
T11	Michael Putnam	67	63	69	71	270	$123,114.28
T18	Miguel Angel Carballo	68	68	72	63	271	$78,120.00
T18	Stuart Appleby	69	70	68	64	271	$78,120.00
T18	Jason Day	70	69	67	65	271	$78,120.00
T18	Tommy Gainey	70	66	67	68	271	$78,120.00
T18	Chris Stroud	67	67	68	69	271	$78,120.00
T18	Tim Wilkinson	66	68	67	70	271	$78,120.00
T24	Hudson Swafford	66	71	66	69	272	$57,040.00
T24	Sang-Moon Bae	67	68	67	70	272	$57,040.00
T26	Gonzalo Fdez-Castano	68	68	71	66	273	$45,880.00
T26	Charley Hoffman	67	68	71	67	273	$45,880.00
T26	John Merrick	67	72	67	67	273	$45,880.00
T26	Kevin Tway	71	65	69	68	273	$45,880.00
T26	Tyrone Van Aswegen	68	70	67	68	273	$45,880.00
T31	Joe Durant	64	72	71	67	274	$32,296.37
T31	Jerry Kelly	70	66	71	67	274	$32,296.37
T31	Freddie Jacobson	69	69	69	67	274	$32,296.37
T31	Vijay Singh	68	68	70	68	274	$32,296.37
T31	Keegan Bradley	66	69	71	68	274	$32,296.36
T31	Bubba Watson	67	72	67	68	274	$32,296.36
T31	Matt Kuchar	66	67	72	69	274	$32,296.36
T31	Jhonattan Vegas	69	70	65	70	274	$32,296.36
T31	William McGirt	71	67	66	70	274	$32,296.36
T31	Dustin Johnson	66	66	71	71	274	$32,296.36
T31	Jamie Lovemark	68	63	70	73	274	$32,296.36
T42	Brendon de Jonge	70	66	71	68	275	$22,320.00
T42	Brian Davis	69	70	68	68	275	$22,320.00
T42	Brian Harman	68	67	69	71	275	$22,320.00
T42	Eric Axley	64	67	71	73	275	$22,320.00
T46	Ken Duke	65	72	71	68	276	$17,186.40
T46	Patrick Rodgers	66	69	71	70	276	$17,186.40
T46	Ricky Barnes	73	65	68	70	276	$17,186.40
T46	Heath Slocum	66	69	70	71	276	$17,186.40
T46	Matt Jones	69	69	67	71	276	$17,186.40
T51	Graham DeLaet	70	68	71	68	277	$14,590.67
T51	Greg Owen	72	65	71	69	277	$14,590.67
T51	Retief Goosen	68	69	71	69	277	$14,590.67
T51	Brooks Koepka	65	72	71	69	277	$14,590.67
T51	Steve Marino	66	72	70	69	277	$14,590.66
T51	Jonathan Byrd	70	68	69	70	277	$14,590.66
T57	Johnson Wagner	68	66	74	70	278	$13,826.00
T57	John Daly	70	68	70	70	278	$13,826.00
T57	Billy Hurley III	71	66	70	71	278	$13,826.00
T57	Justin Hicks	66	71	69	72	278	$13,826.00
T61	Seung-Yul Noh	68	69	72	70	279	$13,206.00
T61	Wes Roach	68	70	71	70	279	$13,206.00
T61	Vaughn Taylor	67	71	71	70	279	$13,206.00
T61	Doug LaBelle II	65	71	72	71	279	$13,206.00
T61	Russell Knox	66	72	70	71	279	$13,206.00
T61	Tim Herron	68	71	69	71	279	$13,206.00
T67	Camilo Villegas	71	66	74	69	280	$12,586.00
T67	Bo Van Pelt	69	68	73	70	280	$12,586.00
T67	Troy Merritt	71	66	72	71	280	$12,586.00
T67	Morgan Hoffmann	68	70	69	73	280	$12,586.00
T71	Andrew Svoboda	67	71	77	66	281	$12,214.00
T71	Brian Gay	70	66	72	73	281	$12,214.00
73	Kevin Stadler	72	67	72	72	283	$12,028.00
74	Ben Crane	69	68	68	79	284	$11,904.00
T75	Billy Mayfair	67	71	71	76	285	$11,718.00
T75	Brice Garnett	67	68	72	78	285	$11,718.00
77	James Hahn	69	70	76	73	288	$11,532.00

2013 TRAVELERS CHAMPIONSHIP

June 17-23, 2013
$6,100,000 Purse
Champion: Ken Duke I Sudden Death Playoff

LEADERS:
First Round: 61 (-9) Charley Hoffman, 62 (-8) Hunter Mahan, 63 (-7) Bubba Watson
Second Round: 130 (-10) Bubba Watson, 132 (-8) Padraig Harrington, Patrick Reed
Third Round: 200 (-10) Graham DeLaet, Charley Hoffman, Bubba Watson, 201 (-9) Nick O'Hern, Chris Stroud, 202 (-8) Ken Duke
Cut: 83 players at even par from a field of 156.

	Player	1R	2R	3R	4R	Total	Money
1	Ken Duke	69	68	65	66	268	$1,098,000
2	Chris Stroud	66	69	66	67	268	$658,800
3	Graham DeLaet	65	70	65	69	269	$414,800
4	Bubba Watson	63	67	70	70	270	$292,800
T5	J.J. Henry	68	67	68	68	271	$231,800
T5	Webb Simpson	65	69	72	65	271	$231,800
T7	Charley Hoffman	61	73	66	72	272	$196,725
T7	Ryan Moore	68	70	66	68	272	$196,725
T9	Stuart Appleby	69	67	69	68	273	$158,600
T9	Angel Cabrera	67	72	71	63	273	$158,600
T9	Morgan Hoffmann	68	71	66	68	273	$158,600
T9	Jeff Maggert	70	70	65	68	273	$158,600
T13	Ricky Barnes	67	68	71	68	274	$111,020
T13	Rickie Fowler	72	68	70	64	274	$111,020
T13	Russell Knox	69	67	69	69	274	$111,020
T13	Justin Rose	67	68	68	71	274	$111,020
T13	Brendan Steele	68	68	72	66	274	$111,020
T18	Keegan Bradley	69	65	72	69	275	$76,860
T18	Tommy Gainey	66	67	70	72	275	$76,860
T18	Jim Herman	69	67	67	72	275	$76,860
T18	Nick O'Hern	67	66	68	74	275	$76,860
T18	Patrick Reed	66	66	73	70	275	$76,860
T18	Kevin Sutherland	69	70	68	68	275	$76,860
T24	Gary Christian	71	69	70	66	276	$49,410
T24	Jerry Kelly	67	68	71	70	276	$49,410
T24	Hunter Mahan	62	71	70	73	276	$49,410
T24	Greg Owen	70	69	69	68	276	$49,410
T24	Andres Romero	71	68	67	70	276	$49,410
T24	Nicholas Thompson	71	66	66	73	276	$49,410
T30	Erik Compton	72	66	71	68	277	$32,584
T30	Freddie Jacobson	69	70	70	68	277	$32,584
T30	William McGirt	67	68	73	69	277	$32,584
T30	John Merrick	65	71	71	70	277	$32,584
T30	Bryce Molder	67	70	73	67	277	$32,584
T30	Cameron Percy	71	68	71	67	277	$32,584
T30	Aaron Watkins	69	69	70	69	277	$32,584
T30	Chris Williams	71	68	69	69	277	$32,584
T30	Brian Davis	72	67	66	72	277	$32,584
T30	Richard H. Lee	66	71	66	74	277	$32,584
T30	Marc Leishman	66	70	68	73	277	$32,584
T30	D.J. Trahan	71	68	68	70	277	$32,584
T30	Justin Thomas (a)	72	66	66	73	277	
T43	Jonas Blixt	70	67	73	68	278	$19,626
T43	K.J. Choi	70	68	70	70	278	$19,626
T43	Harris English	72	67	69	70	278	$19,626
T43	Vijay Singh	70	68	69	71	278	$19,626
T43	Ian Poulter	73	66	67	72	278	$19,626
T43	Chez Reavie	71	69	70	68	278	$19,626
T43	Tag Ridings	68	65	71	74	278	$19,626
T43	Bo Van Pelt	67	70	72	69	278	$19,626
T51	Brad Fritsch	70	69	70	70	279	$14,500
T51	Brian Gay	68	69	71	71	279	$14,500
T51	Tom Gillis	69	69	71	70	279	$14,500
T51	Brian Harman	69	69	69	72	279	$14,500
T51	D.H. Lee	72	68	70	69	279	$14,500
T51	Kevin Stadler	68	67	73	71	279	$14,500
T51	Camilo Villegas	65	70	75	69	279	$14,500
T58	Tim Clark	73	67	66	74	280	$13,542
T58	Zach Johnson	65	70	75	70	280	$13,542
T58	Chris Kirk	66	72	69	73	280	$13,542
T58	Seung-Yul Noh	68	68	72	72	280	$13,542
T58	Robert Streb	67	70	70	73	280	$13,542
T63	Brendon de Jonge	67	67	75	72	281	$12,871
T63	David Mathis	67	71	72	71	281	$12,871
T63	Tim Petrovic	69	70	70	72	281	$12,871
T63	Dicky Pride	67	71	72	71	281	$12,871
T63	Heath Slocum	71	69	70	71	281	$12,871
T63	Mark Wilson	70	69	70	71	280	$12,871
69	David Branshaw	67	71	72	72	282	$12,444
T70	Chad Campbell	70	69	70	74	283	$12,261
T70	Rod Pampling	65	74	71	73	283	$12,261
T72	Padraig Harrington	66	66	72	80	284	$12,017
T72	Casey Wittenberg	68	69	71	76	284	$12,017
74	Lee Westwood	67	73	69	78	287	$11,834
T75	Ben Crane	68	72	71		211	$11,651
T75	George McNeill	69	67	75		211	$11,651
T77	Joe Affrunti	71	69	72		212	$11,407
T77	Stephen Ames	70	69	73		212	$11,407
T79	John Huh	66	69	78		213	$11,163
T79	John Rollins	67	68	78		213	$11,163
T81	Stewart Cink	67	73	74		214	$10,919
T81	Billy Mayfair	69	71	74		214	$10,919
83	Henrik Norlander	75	65	75		215	$10,736

TOURNAMENT RESULTS

2012 TRAVELERS CHAMPIONSHIP

June 18-24, 2012
$6,000,000 Purse
Champion: Marc Leishman

LEADERS:
First Round: David Mathis shot an opening round 64 (-6), one stroke ahead of three players.
Second Round: Fredrik Jacobson shot a 66 (-4) to take a one shot lead.
Third Round: Brian Davis fired a third round 64 (-6), and Roland Thatcher shot a 65 (-5) to tie atop the leaderboard entering the final round.
Cut: 88 players at even-par 140 from a field of 156. A second cut was made following the third round to 70 players at 1-under-par 209.

	Player	1R	2R	3R	4R	Total	Money
1	Marc Leishman	68	66	70	62	266	$1,080,000
T2	Bubba Watson	66	71	65	65	267	$528,000
T2	Charley Hoffman	67	67	67	66	267	$528,000
T4	Tim Clark	66	69	66	67	268	$236,250
T4	John Rollins	68	67	65	68	268	$236,250
T4	Roland Thatcher	66	67	65	70	268	$236,250
T4	Brian Davis	67	67	64	70	268	$236,250
T8	Brendon de Jonge	72	65	66	66	269	$174,000
T8	Fredrik Jacobson	65	66	70	68	269	$174,000
T8	Matt Kuchar	67	68	66	68	269	$174,000
T11	Hunter Mahan	70	69	70	61	270	$132,000
T11	Vaughn Taylor	70	70	65	65	270	$132,000
T11	Chez Reavie	66	71	65	68	270	$132,000
T11	Padraig Harrington	69	67	65	69	270	$132,000
T15	Cameron Tringale	69	70	68	64	271	$102,000
T15	Heath Slocum	70	66	69	66	271	$102,000
T15	Will Claxton	65	67	69	70	271	$102,000
T18	Gary Christian	66	68	72	66	272	$75,600
T18	Rory Sabbatini	71	66	68	67	272	$75,600
T18	Tommy Gainey	66	68	70	68	272	$75,600
T18	Seung-yul Noh	68	68	68	68	272	$75,600
T18	Stuart Appleby	68	65	67	72	272	$75,600
T18	James Driscoll	68	66	66	72	272	$75,600
T24	Charlie Wi	70	65	70	68	273	$49,800
T24	Billy Horschel	71	67	67	68	273	$49,800
T24	Nathan Green	65	69	70	69	273	$49,800
T24	Brian Harman	70	65	69	69	273	$49,800
T24	Bo Van Pelt	70	67	67	69	273	$49,800
T29	Charlie Beljan	73	67	68	66	274	$36,525
T29	Keegan Bradley	68	68	70	68	274	$36,525
T29	Garth Mulroy	68	69	69	68	274	$36,525
T29	Billy Mayfair	68	66	71	69	274	$36,525
T29	Blake Adams	69	64	70	71	274	$36,525
T29	Webb Simpson	66	69	68	71	274	$36,525
T29	Camilo Villegas	68	64	70	72	274	$36,525
T29	Robert Karlsson	68	68	66	72	274	$36,525
T37	Chris Stroud	71	68	69	67	275	$24,000
T37	J.B. Holmes	70	62	75	68	275	$24,000
T37	Vijay Singh	71	69	67	68	275	$24,000
T37	Tim Herron	72	68	67	68	275	$24,000
T37	Derek Lamely	68	71	68	68	275	$24,000
T37	Jerry Kelly	66	72	68	69	275	$24,000
T37	Chris Couch	72	67	66	70	275	$24,000
T37	Greg Chalmers	67	69	69	70	275	$24,000
T37	Aaron Baddeley	67	68	69	71	275	$24,000
T37	Brandt Jobe	67	72	64	72	275	$24,000
T47	Ken Duke	67	69	73	67	276	$14,585
T47	Johnson Wagner	69	70	69	68	276	$14,585
T47	Billy Hurley III	69	67	72	68	276	$14,585
T47	Ryan Moore	72	67	69	68	276	$14,585
T47	Louis Oosthuizen	69	69	70	68	276	$14,585
T47	Roberto Castro	67	70	71	68	276	$14,585
T47	Chris DiMarco	67	70	71	68	276	$14,585
T47	Patrick Reed	73	66	68	69	276	$14,585
T47	Jeff Maggert	69	66	72	69	276	$14,585
T47	Lucas Glover	70	66	71	69	276	$14,585
T47	J.J. Henry	73	67	65	71	276	$14,585
T47	Rocco Mediate	66	70	69	71	276	$14,585
T47	Kevin Streelman	68	69	67	72	276	$14,585
T60	Gavin Coles	73	65	70	69	277	$13,140
T60	Kyle Stanley	70	67	70	70	277	$13,140
T62	Richard Lee	72	67	69	70	278	$12,900
T62	Ian Poulter	68	71	68	71	278	$12,900
T64	Harris English	69	71	67	72	279	$12,600
T64	Zach Johnson	72	65	70	72	279	$12,600
T64	Bryce Molder	71	67	67	74	279	$12,600
67	Sean O'Hair	70	68	69	73	280	$12,360
68	Graham Delaet	68	68	70	75	281	$12,240
T69	Arjun Atwal	71	68	70	74	283	$12,060
T69	Jamie Lovemark	70	70	68	75	283	$12,060

2011 TRAVELERS CHAMPIONSHIP

June 20-26, 2011
$6,000,000 Purse
Champion: Fredrik Jacobson

LEADERS:
First Round: Jim Renner shot an opeing round of 63 (-7), one stroke ahead of Ryan Moore and Andres Romero.
Second Round: Amateur, Patrick Cantlay shoots a course record 60 (-10) to take a one shot lead over Jonathan Wagner.
Third round: Fredrik Jacobson shoots a third round 63 (-7) and leads Bryce Molder by one.
Cut: 74 players at 4-under-par from a field of 156.

	Player	1R	2R	3R	4R	Total	Money
1	Fredrik Jacobson	65	66	63	66	260	$1,080,000.00
T2	John Rollins	65	68	65	63	261	$528,000.00
T2	Ryan Moore	64	70	64	63	261	$528,000.00
4	Michael Thompson	69	64	64	67	264	$288,000.00
5	James Driscoll	64	71	69	64	268	$240,400.00
T6	Kevin Streelman	66	70	63	66	265	$201,000.00
T6	Andres Romero	64	67	67	67	265	$201,000.00
T6	Bryce Molder	65	66	64	70	265	$201,000.00
T9	John Merrick	67	66	66	67	266	$156,000.00
T9	Brian Davis	65	67	68	66	266	$156,000.00
T9	Blake Adams	66	66	66	68	266	$156,000.00
T9	Tom Gillis	66	69	66	65	266	$156,000.00
T13	Brendan Steele	68	64	67	68	267	$112,500.00
T13	Bo Van Pelt	66	65	69	67	267	$112,500.00
T13	Nick Watney	65	65	68	69	267	$112,500.00
T13	Webb Simpson	66	65	67	69	267	$112,500.00
T17	David Mathis	67	65	68	68	268	$78,514.29
T17	Heath Slocum	70	63	68	67	268	$78,514.29
T17	Chris Stroud	66	69	67	66	268	$78,514.29
T17	David Toms	69	66	69	64	268	$78,514.29
T17	Tommy Gainey	66	69	65	68	268	$78,514.28
T17	D.J. Trahan	69	62	68	69	268	$78,514.28
T17	Johnson Wagner	65	63	71	69	268	$78,514.28
T24	Patrick Cantlay (a)	67	60	72	70	269	
T24	Aaron Baddeley	67	67	66	69	269	$46,425.00
T24	Bud Cauley	68	67	69	65	269	$46,425.00
T24	Steve Flesch	68	68	70	63	269	$46,425.00
T24	J.J. Henry	68	67	65	69	269	$46,425.00
T24	Zach Johnson	65	68	70	66	269	$46,425.00
T24	Carl Pettersson	68	68	65	68	269	$46,425.00
T24	Ian Poulter	68	68	66	67	269	$46,425.00
T24	Brandt Snedeker	70	63	67	69	269	$46,425.00
T33	Chris DiMarco	66	66	70	68	270	$33,960.00
T33	Martin Laird	68	67	66	69	270	$33,960.00
T33	Alexandre Rocha	65	66	69	70	270	$33,960.00
T33	Vaughn Taylor	65	66	69	70	270	$33,960.00
T33	Jhonattan Vegas	69	67	68	66	270	$33,960.00
T38	David Hearn	66	67	70	68	271	$27,000.00
T38	Jerry Kelly	69	66	67	69	271	$27,000.00
T38	Spencer Levin	67	68	66	70	271	$27,000.00
T38	Tim Petrovic	66	69	68	68	271	$27,000.00
T38	Bubba Watson	66	69	69	67	271	$27,000.00
T43	Ricky Barnes	68	65	68	71	272	$18,840.00
T43	Shane Bertsch	67	63	75	67	272	$18,840.00
T43	D.J. Brigman	68	67	68	69	272	$18,840.00
T43	Charley Hoffman	67	67	68	70	272	$18,840.00
T43	Morgan Hoffmann	68	67	68	69	272	$18,840.00
T43	Colt Knost	67	68	65	72	272	$18,840.00
T43	Hunter Mahan	71	63	66	72	272	$18,840.00
T43	Tag Ridings	65	68	69	70	272	$18,840.00
T43	Vijay Singh	67	68	69	68	272	$18,840.00
T52	Joseph Bramlett	68	67	69	69	273	$14,310.00
T52	Joe Durant	67	68	68	70	273	$14,310.00
T52	Aron Price	69	66	68	70	273	$14,310.00
T52	Scott Verplank	67	69	69	68	273	$14,310.00
T56	Chris Couch	65	69	68	72	274	$13,680.00
T56	Brandt Jobe	65	69	67	73	274	$13,680.00
T56	Paul Stankowski	67	68	66	73	274	$13,680.00
T59	Ben Crane	66	70	69	70	275	$13,260.00
T59	J.B. Holmes	68	67	71	69	275	$13,260.00
T59	Carl Paulson	69	66	71	69	275	$13,260.00
T59	Fran Quinn	71	63	69	72	275	$13,260.00
T63	Keegan Bradley	71	65	68	72	276	$12,780.00
T63	Michael Bradley	65	69	72	70	276	$12,780.00
T63	Padraig Harrington	69	67	71	69	276	$12,780.00
T63	Sean O'Hair	66	67	68	75	276	$12,780.00
T67	Briny Baird	70	66	68	73	277	$12,240.00
T67	Lee Janzen	66	67	75	69	277	$12,240.00
T67	Michael Putnam	65	70	69	73	277	$12,240.00
T67	Nate Smith	71	65	70	71	277	$12,240.00
T67	Dean Wilson	68	68	70	71	277	$12,240.00
72	John Daly	69	67	71	74	281	$11,880.00
73	Zack Miller	70	66	76	72	284	$11,760.00
74	Daniel Summerhays	69	67	75	74	285	$11,640.00

TOURNAMENT RESULTS

2010 TRAVELERS CHAMPIONSHIP

June 21-27, 2010
$6,000,000 Purse
Champion: Bubba Watson I Sudden Death Playoff

LEADERS:
First Round: Justin Rose, Padraig Harrington, Charlie Wi and Mathew Goggin all fire 64 (-6).
Second Round: Justin Rose holds onto lead at 126 (-14), four strokes ahead of Kevin Sutherland.
Third Round: Justin Rose maintains the lead at 194 (-16), three strokes clear of Ben Curtis.
Cut: 78 players at 2-under-par from a field of 156.

	Player	1R	2R	3R	4R	Total	Money
1	Watson, Bubba	65	68	67	66	266	$1,080,000.00
T2	Verplank, Scott	67	69	66	64	266	$528,000.00
T2	Pavin, Corey	65	66	69	66	266	$528,000.00
4	Riley, Chris	68	65	69	65	267	$288,000.00
T5	Harrington, Padraig	64	71	69	64	268	$210,750.00
T5	Campbell, Chad	67	70	65	66	268	$210,750.00
T5	Goosen, Retief	68	69	64	67	268	$210,750.00
T5	Barnes, Ricky	69	67	64	68	268	$210,750.00
T9	Blanks, Kris	68	67	67	67	269	$156,000.00
T9	de Jonge, Brendon	70	63	67	69	269	$156,000.00
T9	Taylor, Vaughn	67	65	67	70	269	$156,000.00
T9	Rose, Justin	64	62	68	75	269	$156,000.00
T13	Singh, Vijay	65	66	73	66	270	$99,750.00
T13	Moore, Ryan	68	67	69	66	270	$99,750.00
T13	Fowler, Rickie	71	65	68	66	270	$99,750.00
T13	Thompson, Nicholas	68	70	66	66	270	$99,750.00
T13	Sutherland, Kevin	65	65	71	69	270	$99,750.00
T13	Jones, Matt	65	67	68	70	270	$99,750.00
T13	McCarron , Scott	68	66	66	70	270	$99,750.00
T13	Curtis, Ben	65	68	64	73	270	$99,750.00
T21	Kresge, Cliff	70	64	71	66	271	$60,000.00
T21	Wi, Charlie	64	67	71	69	271	$60,000.00
T21	Bohn, Jason	66	69	67	69	271	$60,000.00
T21	Sim, Michael	68	67	67	69	271	$60,000.00
T21	Petrovic, Tim	67	69	66	69	271	$60,000.00
T21	Lunde, Bill	68	63	69	71	271	$60,000.00
T27	Hoffman, Charley	70	67	71	64	272	$40,800.00
T27	Driscoll, James	70	68	69	65	272	$40,800.00
T27	Purdy, Ted	70	68	67	67	272	$40,800.00
T27	DiMarco, Chris	73	65	66	68	272	$40,800.00
T27	Baddeley, Aaron	69	66	68	69	272	$40,800.00
T27	Appleby, Stuart	70	67	66	69	272	$40,800.00
T27	Letzig, Michael	68	69	65	70	272	$40,800.00
T34	Merrick, John	69	69	71	64	273	$29,025.00
T34	Van Pelt, Bo	69	66	70	68	273	$29,025.00
T34	Every, Matt	69	67	68	69	273	$29,025.00
T34	Stankowski, Paul	71	66	67	69	273	$29,025.00
T34	Durant, Joe	66	67	70	70	273	$29,025.00
T34	Goggin, Mathew	64	72	67	70	273	$29,025.00
T34	Pettersson, Carl	67	68	67	71	273	$29,025.00
T34	Micheel, Shaun	72	65	65	71	273	$29,025.00
T42	Williamson, Jay	69	65	72	68	274	$21,000.00
T42	Toms, David	66	68	71	69	274	$21,000.00
T42	Streelman, Kevin	73	64	68	69	274	$21,000.00
T42	Stroud, Chris	69	66	68	71	274	$21,000.00
T42	Henry, J.J.	71	67	64	72	274	$21,000.00
T47	Hayes, J.P.	69	66	72	68	275	$16,140.00
T47	Elkington, Steve	66	67	73	69	275	$16,140.00
T47	Stuard, Brian	67	69	70	69	275	$16,140.00
T47	Cink, Stewart	70	65	68	72	275	$16,140.00
T51	Pampling, Rod	68	68	75	65	276	$14,120.00
T51	Ogilvie, Joe	68	70	70	68	276	$14,120.00
T51	MacKenzie, Will	68	70	68	70	276	$14,120.00
T51	Connell, Michael	69	68	69	70	276	$14,120.00
T51	Wetterich, Brett	71	67	68	70	276	$14,120.00
T51	Weekley, Boo	69	69	67	71	276	$14,120.00
T57	Nitties, James	69	68	74	66	277	$13,260.00
T57	Simpson, Webb	67	69	74	67	277	$13,260.00
T57	Mayfair, Billy	66	70	74	67	277	$13,260.00
T57	Bradley, Michael	67	69	72	69	277	$13,260.00
T57	Prugh, Alex	71	65	70	71	277	$13,260.00
T57	Price, Aron	65	69	69	74	277	$13,260.00
63	Jerry Kelly	66	71	73	68	278	$12,840.00
T64	Brooks, Mark	68	68	74	69	279	$12,540.00
T64	Lyle, Jarrod	71	67	71	70	279	$12,540.00
T64	Atwal, Arjun	71	67	69	72	279	$12,540.00
T64	Chalmers, Greg	66	66	73	74	279	$12,540.00
T68	DeLaet, Graham	70	66	75	69	280	$12,060.00
T68	Wagner, Johnson	68	66	75	71	280	$12,060.00
T68	Garrigus, Robert	73	65	70	72	280	$12,060.00
T68	Adamonis, Brad	69	69	70	72	280	$12,060.00
72	Hensby, Mark	67	71	71	72	281	$11,760.00
73	Molder, Bryce	68	70	72	72	282	$11,640.00
T74	Perry, Kenny	69	68	73	73	283	$11,400.00
T74	Johnson, Kevin	66	72	70	75	283	$11,400.00
T74	Kendall, Skip	69	69	70	75	283	$11,400.00
77	Herron, Tim	66	67	71	83	287	$11,160.00

2009 TRAVELERS CHAMPIONSHIP

June 22-28, 2009
$6,000,000 Purse
Champion: Kenny Perry

LEADERS:
First Round: Kenny Perry fired a 61 (-9,) two ahead of Paul Goydos.
Second Round: Kenny Perry kept the lead at (-11), one shot ahead of David Toms.
Third Round: Paul Goydos took the lead at (-16), one stroke ahead of Perry.
Cut: 65 players at 2-under-par from a field of 156.

	Player	1R	2R	3R	4R	Total	Money
1	Perry, Kenny	61	68	66	63	258	$1,080,000.00
T2	Toms, David	65	65	66	65	261	$528,000.00
T2	Goydos, Paul	63	68	63	67	261	$528,000.00
T4	Moore, Ryan	66	65	68	64	263	$248,000.00
T4	Mahan, Hunter	66	70	63	64	263	$248,000.00
T4	Curtis, Ben	68	64	66	65	263	$248,000.00
T7	Ridings, Tag	64	69	65	66	264	$193,500.00
T7	Wittenberg, Casey	67	65	65	67	264	$193,500.00
T9	Verplank, Scott	67	68	68	62	265	$168,000.00
T9	Van Pelt, Bo	66	68	64	67	265	$168,000.00
T11	Glover, Lucas	65	71	65	65	266	$138,000.00
T11	Kim, Anthony	66	66	67	67	266	$138,000.00
T11	Merrick, John	65	67	65	69	266	$138,000.00
T14	Watson, Bubba	66	68	70	63	267	$105,000.00
T14	Trahan, D.J.	66	68	68	65	267	$105,000.00
T14	Weekley, Boo	64	71	67	65	267	$105,000.00
T14	Allen, Michael	68	65	67	67	267	$105,000.00
18	Johnson, Zach	67	68	66	67	268	$90,000.00
T19	Stanley, Kyle	66	67	70	66	269	$75,300.00
T19	Garrigus, Robert	66	69	68	66	269	$75,300.00
T19	Chalmers, Greg	64	71	68	66	269	$75,300.00
T19	Molder, Bryce	67	66	67	69	269	$75,300.00
T23	Henry, J.J.	66	70	68	66	270	$57,600.00
T23	Letzig, Michael	70	66	65	69	270	$57,600.00
T23	Riley, Chris	67	67	66	70	270	$57,600.00
T26	Simpson, Webb	67	69	70	65	271	$41,700.00
T26	Goggin, Mathew	65	69	70	67	271	$41,700.00
T26	Blanks, Kris	68	66	70	67	271	$41,700.00
T26	Wagner, Johnson	66	68	70	67	271	$41,700.00
T26	Stroud, Chris	71	65	68	67	271	$41,700.00
T26	Gay, Brian	66	68	70	67	271	$41,700.00
T26	O'Hern, Nick	68	68	67	68	271	$41,700.00
T26	MacKenzie, Will	68	68	66	69	271	$41,700.00
T34	de Jonge, Brendon	70	66	70	66	272	$28,400.00
T34	Driscoll, James	68	69	68	67	272	$28,400.00
T34	Bohn, Jason	67	70	67	68	272	$28,400.00
T34	Green, Nathan	69	67	68	68	272	$28,400.00
T34	Lonard, Peter	67	70	66	69	272	$28,400.00
T34	Bettencourt, Matt	67	67	69	69	272	$28,400.00
T34	Leonard, Justin	69	66	68	69	272	$28,400.00
T34	Levin, Spencer	64	69	67	72	272	$28,400.00
T34	Lyle, Jarrod	67	67	66	72	272	$28,400.00
T43	Imada, Ryuji	70	67	70	66	273	$20,400.00
T43	McCarron, Scott	70	67	70	66	273	$20,400.00
T43	Garcia, Sergio	67	69	71	66	273	$20,400.00
T43	Watkins, Aaron	65	67	70	71	273	$20,400.00
T47	Brooks, Mark	67	68	71	68	274	$16,140.00
T47	Lunde, Bill	67	68	70	69	274	$16,140.00
T47	Snedeker, Brandt	67	67	69	71	274	$16,140.00
T47	Knost, Colt	66	66	69	73	274	$16,140.00
T51	Yang, Y.E.	65	71	70	69	275	$13,965.00
T51	Singh, Vijay	66	70	70	69	275	$13,965.00
T51	Wi, Charlie	66	68	71	70	275	$13,965.00
T51	Williamson, Jay	67	68	70	70	275	$13,965.00
T51	Sheehan, Patrick	67	70	67	71	275	$13,965.00
T51	Warren, Charles	63	72	69	71	275	$13,965.00
T51	Durant, Joe	67	68	68	72	275	$13,965.00
T51	Streelman, Kevin	68	66	68	73	275	$13,965.00
T59	Barnes, Ricky	65	70	72	69	276	$13,140.00
T59	Points, D.A.	65	72	69	70	276	$13,140.00
T59	Campbell, Chad	67	69	69	71	276	$13,140.00
T59	Price, Aron	67	68	70	71	276	$13,140.00
T63	Petrovic, Tim	68	69	71	69	277	$12,600.00
T63	Woodland, Gary	69	67	72	69	277	$12,600.00
T63	Beem, Rich	68	67	72	70	277	$12,600.00
T63	List, Luke	66	69	70	72	277	$12,600.00
T63	Heintz, Bob	68	67	68	74	277	$12,600.00
T68	Gore, Jason	68	68	73	70	279	$12,180.00
T68	Reavie, Chez	66	67	73	73	279	$12,180.00
T70	Leishman, Marc	71	66	72	71	280	$11,940.00
T70	Kelly, Jerry	65	70	73	72	280	$11,940.00
72	Taylor, Vaughn	69	68	72	73	282	$11,760.00
T73	Mayfair, Billy	70	66	74		210	$11,460.00
T73	Sutherland, Kevin	69	68	73		210	$11,460.00
T73	Parnevik, Jesper	67	70	73		210	$11,460.00
T73	Janzen, Lee	66	71	73		210	$11,460.00
T77	Aldridge, Tyler	69	66	78		213	$10,980.00
T77	Baddeley, Aaron	69	68	76		213	$10,980.00
T77	Browne, Olin	70	67	76		213	$10,980.00
T77	DiMarco, Chris	68	69	76		213	$10,980.00

TOURNAMENT RESULTS

2008 TRAVELERS CHAMPIONSHIP

June 16-22, 2008
$6,000,000 Purse
Champion: Stewart Cink

LEADERS:
First Round: Brad Adamonis, Brian Davis, Steve Lowery, Johnson Wagner
Second Round: Stewart Cink took the lead at 10-under, one ahead of Adamonis, Ken Duke, Lucas Glover, Hunter Mahan, Kevin Sutherland and Michael Thompson.
Third Round: Cink held the lead at 15-under, two strokes ahead of Heath Slocum.
Cut: 72 players at 3-under-par 137 from a field of 156.

	Player	1R	2R	3R	4R	Total	Money
1	Cink, Stewart	66	64	65	67	262	$1,080,000.00
T2	Mahan, Hunter	68	63	67	65	263	528,000.00
T2	Armour III, Tommy	69	64	65	65	263	528,000.00
4	Slocum, Heath	67	66	64	67	264	288,000.00
5	Singh, Vijay	66	68	64	68	266	240,000.00
T6	Allen, Michael	69	66	68	64	267	194,250.00
T6	Watson, Bubba	66	68	67	66	267	194,250.00
T6	Adamonis, Brad	64	68	68	67	267	194,250.00
T6	Perry, Kenny	66	67	65	69	267	194,250.00
T10	Pavin, Corey	68	66	70	64	268	150,000.00
T10	Letzig, Michael	68	68	63	69	268	150,000.00
T10	Streelman, Kevin	73	63	62	70	268	150,000.00
T13	Curtis, Ben	68	66	69	66	269	106,000.00
T13	Davis,Brian	64	70	69	66	269	106,000.00
T13	Ridings, Tag	66	70	66	67	269	106,000.00
T13	Pernice Jr., Tom	65	68	68	68	269	106,000.00
T13	Huston, John	65	69	67	68	269	106,000.00
T13	DiMarco, Chris	66	69	64	70	269	106,000.00
T19	Rose, Justin	65	72	66	67	270	65,250.00
T19	Baird, Briny	67	70	66	67	270	65,250.00
T19	Herron, Tim	66	69	67	68	270	65,250.00
T19	Glover, Lucas	65	66	71	68	270	65,250.00
T19	Haas, Bill	68	67	69	66	270	65,250.00
T19	O'Hern, Nick	68	69	65	68	270	65,250.00
T19	Mills, Jon	70	64	65	71	270	65,250.00
T19	Trahan, D.J.	67	70	62	71	270	65,250.00
T27	Sutherland, Kevin	67	65	72	67	271	40,800.00
T27	Duke, Ken	65	66	70	70	271	40,800.00
T27	McCarron, Scott	68	69	68	66	271	40,800.00
T27	Day, Jason	67	67	66	71	271	40,800.00
T27	Elkington, Steve	70	64	66	71	271	40,800.00
T27	Toms, David	67	69	64	71	271	40,800.00
T27	Campbell, Chad	67	70	62	72	271	40,800.00
T34	Johnson, Dustin	66	70	67	69	272	32,400.00
T34	Thompson, Nicholas	67	69	68	68	272	32,400.00
T34	Estes, Bob	69	68	64	71	272	32,400.00
T37	Simpson, Webb	67	70	67	69	273	25,800.00
T37	Kraft, Greg	69	67	66	71	273	25,800.00
T37	Ogilvie, Joe	70	67	68	68	273	25,800.00
T37	Kanada, Craig	67	68	70	68	273	25,800.00
T37	Pettersson, Carl	70	65	70	68	273	25,800.00
T37	Lonard, Peter	66	70	70	67	273	25,800.00
T37	Funk, Fred	66	68	65	74	273	25,800.00
44	Mize, Larry	67	70	67	70	274	21,000.00
T45	Sowards, Bob	67	70	66	72	275	16,817.15
T45	Wagner, Johnson	64	71	67	73	275	16,817.15
T45	Gore, Jason	71	66	69	69	275	16,817.15
T45	Lowery, Steve	64	73	69	69	275	16,817.15
T45	Pappas, Brenden	69	65	65	76	275	16,817.15
T45	Appleby, Stuart	68	66	72	69	275	16,817.15
T45	Jones, Kent	66	70	73	66	275	16,817.15
T52	Allred, Jason	68	67	68	73	276	13,851.43
T52	Kuchar, Matt	67	70	66	73	276	13,851.43
T52	Rollins, John	70	64	68	74	276	13,851.43
T52	Na, Kevin	69	66	69	72	276	13,851.43
T52	Browne, Olin	68	69	69	70	276	13,851.43
T52	Buckle, Andrew	68	68	72	68	276	13,851.43
T52	Mallinger, John	67	67	74	68	276	13,851.43
T59	Henry, J.J.	66	70	68	73	277	13,320.00
T59	Thompson, Michael H. (a)		65	67	72	73	277
61	Rumford, Brett	68	66	72	72	278	13,200.00
T62	Begay III, Notah	66	71	70	72	279	12,900.00
T62	Mayfair, Billy	66	70	71	72	279	12,900.00
T62	Frazar, Harrison	69	68	71	71	279	12,900.00
T62	Marino, Steve	67	70	72	70	279	12,900.00
T66	Andrade, Billy	69	68	69	74	280	12,480.00
T66	Wi, Charlie	68	68	72	72	280	12,480.00
T66	Hart, Dudley	68	68	72	72	280	12,480.00
69	Taylor, Vaughn	67	68	78	69	282	12,240.00
70	Stroud, Chris	67	69	75	72	283	12,120.00
T71	Karmis, Peter	65	70	72	77	284	11,940.00
T71	McGovern, Jim	67	69	75	73	284	11,940.00

2007 TRAVELERS CHAMPIONSHIP

June 20-24, 2007
$6,000,000 Purse
Champion: Hunter Mahan | **Sudden Death Playoff**

LEADERS:
First Round: Hunter Mahan, Chris DiMarco, Michael Sim, Kenny Perry, Carl Pettersson, Bob Heintz, Brad Faxon
Second Round: Williamson and David Toms moved to 8-under 132, one ahead of Mahan and two up on Olin Browne, Charles Warren, and DiMarco.
Third Round: Williamson held the lead at –11, one shot ahead of Mahan, and two strokes
better than Toms. Fred Funk followed at three shots behind.
Cut: 79 players at 1-over par 141 from a field of 156.

	Player	1R	2R	3R	4R	Total	Money
1	Mahan, Hunter	62	71	67	65	265	$1,080,000.00
2	Williamson, Jay	66	66	67	66	265	648,000.00
3	O'Hern, Nick	67	70	66	66	269	408,000.00
4	Singh, Vijay	68	71	66	65	270	288,000.00
5	Funk, Fred	70	65	67	69	271	240,000.00
T6	Van Pelt, Bo	73	68	67	64	272	201,000.00
T6	Lehman, Tom	67	68	70	67	272	201,000.00
T6	Toms, David	67	65	69	71	272	201,000.00
T9	Staten, B.J.	67	71	69	66	273	156,000.00
T9	Na, Kevin	70	67	69	67	273	156,000.00
T9	Rose, Justin	69	68	68	68	273	156,000.00
T9	Mayfair, Billy	67	72	66	68	273	156,000.00
T13	Henry, J.J.	68	73	69	64	274	120,000.00
T13	Marino, Steve	68	67	71	68	274	120,000.00
T15	Pettersson, Carl	65	72	72	66	275	90,000.00
T15	Maruyama, Shigeki	67	69	73	66	275	90,000.00
T15	Campbell, Chad	69	70	70	66	275	90,000.00
T15	Allan, Steve	66	75	67	67	275	90,000.00
T15	Goggin, Mathew	69	71	67	68	275	90,000.00
T15	Perry, Kenny	65	71	70	69	275	90,000.00
T15	Kelly, Jerry	69	68	68	70	275	90,000.00
T22	Ogilvie, Joe	71	68	69	68	276	54,085.72
T22	Andrade, Billy	66	71	71	68	276	54,085.72
T22	Warren, Charles	67	67	73	69	276	54,085.72
T22	Browne, Olin	67	67	72	70	276	54,085.71
T22	Axley, Eric	67	70	69	70	276	54,085.71
T22	Slocum, Heath	68	68	70	70	276	54,085.71
T22	Pernice Jr., Tom	68	70	68	70	276	54,085.71
T29	Atwal, Arjun	68	71	74	64	277	39,900.00
T29	Sutherland, Kevin	68	71	73	65	277	39,900.00
T29	Lonard, Peter	68	69	73	67	277	39,900.00
T29	Hass, Bill	72	68	68	69	277	39,900.00
T33	Faxon, Brad	65	74	70	69	278	33,900.00
T33	Petrovic, Tim	71	68	68	71	278	33,900.00
T33	Moore, Ryan	66	71	69	72	278	33,900.00
T36	Sim, Michael	65	70	78	66	279	27,042.86
T36	Pavin, Corey	70	66	77	66	279	27,042.86
T36	Bowden, Craig	71	69	71	68	279	27,042.86
T36	Tway, Bob	71	70	69	69	279	27,042.86
T36	Pampling, Rod	66	71	72	70	279	27,042.86
T36	Sindelar, Joey	66	70	72	71	279	27,042.85
T36	Perez, Pat	69	68	66	76	279	27,042.85
T43	Davis, Brian	71	69	74	66	280	21,000.00
T43	LaBelle II, Doug	68	73	71	68	280	21,000.00
T43	Austin, Woody	66	73	71	70	280	21,000.00
T46	Wheatcroft, Steve	68	71	74	68	281	15,810.00
T46	Buckle, Andrew	71	70	72	68	281	15,810.00
T46	Holmes, J.B.	72	69	71	69	281	15,810.00
T46	Allen, Michael	66	69	76	70	281	15,810.00
T46	Geiberger, Brent	73	68	70	70	281	15,810.00
T46	Gore, Jason	68	70	72	71	281	15,810.00
T46	Kresge, Cliff	71	70	69	71	281	15,810.00
T46	DiMarco, Chris	64	70	74	73	281	15,810.00
T54	Herron, Tim	71	70	74	67	282	13,560.00
T54	Stadler, Kevin	68	70	75	69	282	13,560.00
T54	Curtis, Ben	69	71	73	69	282	13,560.00
T54	Harrington, Padraig	71	68	74	69	282	13,560.00
T54	Overton, Jeff	69	71	72	70	282	13,560.00
T54	Calcavecchia, Mark	71	70	71	70	282	13,560.00
T54	Armour, Ryan	67	74	68	73	282	13,560.00
T61	Licklitter II, Frank	69	71	75	68	283	12,900.00
T61	Maruyama, Daisuke	68	72	75	68	283	12,900.00
T61	Beckman, Cameron	75	65	74	69	283	12,900.00
T61	Heintz, Bob	65	72	76	70	283	12,900.00
T65	Parnevik, Jesper	72	69	78	65	284	12,540.00
T65	Branshaw, David	70	71	69	74	284	12,540.00
T67	Wetterich, Brett	70	70	80	65	285	12,180.00
T67	Gamez, Robert	70	69	73	73	285	12,180.00
T67	Flesch, Steve	71	69	72	73	285	12,180.00
T67	Dufner, Jason	71	70	70	74	285	12,180.00
71	Cejka, Alex	68	71	77	70	286	11,880.00
T72	Day, Glen	69	70	76	73	288	11,640.00
T72	MacKenzie, Will	67	74	75	72	288	11,640.00
T72	Mallinger, John	71	69	75	73	288	11,640.00
T75	Kanada, Craig	68	71	75	75	289	11,340.00
T75	Cink, Stewart	68	70	75	76	289	11,340.00
77	Isenhour, Tripp	72	68	73	77	290	11,160.00
78	Brooks, Mark	70	70	78	73	291	11,040.00
79	Gutschewski, Scott	72	69	77	78	296	10,920.00

TOURNAMENT RESULTS

2006 BUICK CHAMPIONSHIP

June 29-July 2, 2006
$4,400,000 Purse
Champion: J.J. Henry

LEADERS:
First Round: Heath Slocum, Peter Lonard, Harrison Frazar and Scott Verplank were tied at 5-under 65, one ahead of Corey Pavin, Carl Pettersson, Darron Stiles, Camilo Villegas, Todd Fischer and Ron Whittaker.
Second Round: Stiles moved to 8-under 132, one ahead of Lonard and two up on Fischer, Verplank, Stewart Cink and Notah Begay III.
Third Round: J.J. Henry sat at 11-under 199, two ahead of Frazar, Villegas and Ryan Moore trailed by three.
Cut: 73 players at even-par 140 from a field of 156.

	Player	1R	2R	3R	4R	Total	Money
1	Henry, J.J.	68	68	63	67	266	$792,000.00
T2	Mahan, Hunter	69	67	68	65	269	387,200.00
T2	Moore, Ryan	69	66	67	67	269	387,200.00
4	Green, Nathan	71	65	69	66	271	211,200.00
T5	Austin, Woody	67	70	68	68	273	154,550.00
T5	Maruyama, Shigeki	74	65	68	66	273	154,550.00
T5	Cink, Stewart	69	65	72	67	273	154,550.00
T5	Dickerson, Bubba	69	67	70	67	273	154,550.00
T9	Kendall, Skip	68	67	74	65	274	101,828.58
T9	Flesch, Steve	69	70	64	71	274	101,828.57
T9	Begay III, Notah	68	66	71	69	274	101,828.57
T9	McKenzie, David	69	69	67	69	274	101,828.57
T9	Lonard, Peter	65	68	70	71	274	101,828.57
T9	Ogilvie, Joe	72	63	69	70	274	101828.57
T9	Watney, Nick	69	67	70	68	274	101,828.57
T16	Geiberger, Brent	67	68	73	67	275	66,000.00
T16	Kaye, Jonathan	69	68	70	68	275	66,000.00
T16	Davis, Brian	69	71	69	66	275	66,000.00
T16	Immelman, Trevor	70	65	68	72	275	66,000.00
T16	Bohn, Jason	73	65	68	69	275	66,000.00
T21	Gamez, Robert	71	66	68	71	276	39,160.00
T21	Pavin, Corey	66	73	68	69	276	39,160.00
T21	Verplank, Scott	65	69	71	71	276	39,160.00
T21	Leonard, Justin	67	69	69	71	276	39,160.00
T21	Whittaker, Ron	66	70	72	68	276	39,160.00
T21	Branshaw, David	68	71	66	71	276	39,160.00
T21	Frazar, Harrison	65	71	65	75	276	39,160.00
T21	Curtis, Ben	70	68	70	68	276	39,160.00
T21	Johnson, Zach	67	69	69	71	276	39,160.00
T21	Villegas, Camilo	66	70	66	74	276	39,160.00
T31	Triplett, Kirk	72	67	68	70	277	23,906.67
T31	Dawson, Marco	71	67	68	71	277	23,906.66
T31	Lickliter II, Frank	68	68	73	68	277	23,906.67
T31	Fischer, Todd	66	68	70	73	277	23,906.66
T31	Slocum, Heath	65	71	73	68	277	23,906.67
T31	Stiles, Darron	66	66	74	71	277	23,906.67
T31	O'Hern, Nick	67	72	70	68	277	23,906.67
T31	Pettersson, Carl	66	71	73	67	277	23,906.66
T31	Staten, B.J.	72	68	67	70	277	23,906.67
T40	Browne, Olin	67	71	72	68	278	17,600.00
T40	Cook, John	72	65	72	69	278	17,600.00
T40	Goydos, Paul	70	67	70	71	278	17,600.00
T40	Gove, Jeff	72	67	69	70	278	17,600.00
T44	Mayfair, Billy	69	71	70	69	279	14,080.00
T44	Sposa, Mike	70	70	68	71	279	14,080.00
T44	Damron, Robert	70	69	71	69	279	14,080.00
T44	Choi, K.J.	71	68	69	71	279	14,080.00
T48	Andrade, Billy	69	69	73	69	280	11,193.60
T48	Couch, Chris	71	68	71	70	280	11,193.60
T48	Maruyama, Daisuke	71	67	69	73	280	11,193.60
T48	Jacobson, Fredrik	73	67	70	70	280	11,193.60
T48	Trahan, D.J.	67	68	72	73	280	11,193.60
T53	Funk, Fred	70	69	73	69	281	10,090.66
T53	Kraft, Greg	68	72	69	72	281	10,090.67
T53	Barron, Doug	69	70	71	71	281	10,090.67
T53	Gronberg, Mathias	68	71	65	77	281	10,090.66
T53	Cejka, Alex	70	70	69	72	281	10,090.67
T53	Taylor, Vaughn	69	70	72	70	281	10,090.67
T59	Petrovic, Tim	70	69	72	71	282	9,636.00
T59	Tway, Bob	67	72	74	69	282	9,636.00
T59	Hietala, Ryan	70	70	73	69	282	9,636.00
T59	MacKenzie, Will	68	72	73	69	282	9,636.00
T63	van der Walt, Tjaart	72	67	72	72	283	9,328.00
T63	Sheehan, Patrick	69	69	79	66	283	9,328.00
T63	Ridings, Tag	67	69	70	77	283	9,328.00
T66	Perry, Kenny	67	71	75	71	284	9,108.00
T66	Matteson, Troy	70	70	72	72	284	9,108.00
T68	Huston, John	70	67	73	75	285	8,844.00
T68	Durant, Joe	71	69	70	75	285	8,844.00
T68	Bertsch, Shane	71	65	71	78	285	8,844.00
T68	Aragon, Alex	68	72	72	73	285	8,844.00
T72	Sindelar, Joey	67	72	78	72	289	8,580.00
T72	Overton, Jeff	69	70	73	77	289	8,580.00

2005 BUICK CHAMPIONSHIP

August 25-28, 2005
$4,300,000 Purse
Champion: Brad Faxon | **Sudden Death Playoff**

LEADERS:
First Round: Ben Curtis and J.L. Lewis at 6-under-par 64 led Kevin Sutherland, Justin Rose, Michael Putnam, Franklin Langham and Vaughn Taylor.
Second Round: Rose moved to 12-under-par 128 and led Curtis and Sutherland by four strokes. Dean Wilson and Chris Smith were 5 behind.
Third Round: Rose at 12-under-par 198 led Curtis by one shot and Woody Austin, Jerry Kelly, Corey Pavin, Tjaart van der Walt by four.
Cut: 77 players at even-par 140 from a field of 156.

	Player	1R	2R	3R	4R	Total	Money
1	Faxon, Brad	69	71	65	61	266	$774,000.00
2	van der Walt, Tjaart	68	66	68	64	266	464,400.00
3	Rose, Justin	65	63	70	69	267	292,400.00
T4	Putnam, Michael	65	69	71	63	268	177,733.00
T4	Curtis, Ben	64	68	67	69	268	177,733.00
T4	Kelly, Jerry	68	67	67	66	268	177,733.00
7	Perry, Kenny	70	69	67	63	269	144,050.00
8	Pavin, Corey	66	69	67	68	270	133,300.00
T9	Austin, Woody	69	68	65	69	271	116,100.00
T9	Stiles, Darron	71	69	63	68	271	116,100.00
T9	Watney, Nick	69	66	70	66	271	116,100.00
T12	Brehaut, Jeff	68	68	72	64	272	87,075.00
T12	Day, Glen	68	67	71	66	272	87,075.00
T12	Gillis, Tom	67	68	71	66	272	87,075.00
T12	Taylor, Vaughn	65	70	71	66	272	87,075.00
T16	Allan, Steve	70	68	68	67	273	66,650.00
T16	Allenby, Robert	68	66	72	67	273	66,650.00
T16	Maggert, Jeff	70	68	69	66	273	66,650.00
T16	Sutherland, Kevin	65	67	72	69	273	66,650.00
T20	Bryant, Bart	70	69	70	65	274	48,332.00
T20	Levin, Spencer	68	68	69	69	274	48,332.00
T20	Lickliter II, Frank	68	70	68	68	274	48,332.00
T20	Perez, Pat	70	66	70	68	274	48,332.00
T20	Sindelar, Joey	75	62	72	65	274	48,332.00
T25	Tanaka, Hidemichi	66	70	74	65	275	32,823.00
T25	Van Pelt, Bo	67	71	71	66	275	32,823.00
T25	Hart, Jeff	71	67	68	69	275	32,823.00
T25	Lonard, Peter	68	71	68	68	275	32,823.00
T25	Rollins, John	74	66	69	66	275	32,823.00
T25	Trahan, D.J.	71	68	67	69	275	32,823.00
T31	Clarke, Darren	70	65	70	71	276	25,499.00
T31	Durant, Joe	66	73	69	68	276	25,499.00
T31	Henry, J.J.	67	67	73	69	276	25,499.00
T31	McRoy, Spike	68	71	66	71	276	25,499.00
T31	Petrovic, Tim	67	67	70	72	276	25,499.00
T36	Byrum, Tom	67	71	73	66	277	19,816.00
T36	Hart, Dudley	67	73	69	68	277	19,816.00
T36	Azinger, Paul	73	65	69	70	277	19,816.00
T36	Gow, Paul	69	70	69	69	277	19,816.00
T36	Kuchar, Matt	70	67	70	70	277	19,816.00
T36	Smith, Chris	66	67	75	69	277	19,816.00
T42	Barron, Doug	71	66	71	70	278	13,502.00
T42	Beckman, Cameron	68	69	72	69	278	13,502.00
T42	Bohn, Jason	67	70	71	70	278	13,502.00
T42	Calcavecchia, Mark	70	69	72	67	278	13,502.00
T42	Dawson, Marco	68	71	70	69	278	13,502.00
T42	Haas, Hunter	73	65	71	69	278	13,502.00
T42	Johnson, Zach	72	63	72	71	278	13,502.00
T42	MacKenzie, Will	70	66	71	71	278	13,502.00
T42	Sheehan, Patrick	72	65	71	70	278	13,502.00
T51	Long, Michael	71	68	68	72	279	10,349.00
T51	Westwood, Lee	69	69	70	71	279	10,349.00
T51	Wilson, Dean	67	66	73	73	279	10,349.00
T54	Davis, Brian	71	67	73	69	280	9,718.00
T54	Herron, Tim	70	67	73	70	280	9,718.00
T54	Lewis, J.L.	64	74	73	69	280	9,718.00
T54	Mahan, Hunter	69	71	72	68	280	9,718.00
T54	Na, Kevin	70	70	75	65	280	9,718.00
T54	Pappas, Brenden	69	69	71	71	280	9,718.00
T54	Uresti, Omar	69	70	71	70	280	9,718.00
T61	Claxton, Paul	68	71	72	70	281	9,331.00
T61	Tiziani, Mario	67	71	71	72	281	9,331.00
T63	Gay, Brian	71	66	73	72	282	9,116.00
T63	Gogel, Matt	73	66	73	70	282	9,116.00
T63	Sluman, Jeff	71	67	76	68	282	9,166.00
T66	Lancaster, Neal	71	69	70	73	283	8,858.00
T66	Langham, Franklin	65	70	75	73	283	8,858.00
T66	Mattiace, Len	71	68	71	73	283	8,858.00
T69	Gamez, Robert	69	70	71	74	284	8,643.00
T69	Huston, John	67	70	76	71	284	8,643.00
T71	Points, D.A.	67	72	73	73	285	8,471.00
T71	Snyder III, Joey	69	71	69	76	285	8,471.00
T73	Bowditch, Steven	68	68	74	77	287	8,299.00
T73	Gore, Jason	74	65	76	72	287	8,299.00
75	Watts, Brian	69	71	76	72	288	8,170.00
T76	Brigman, D.J.	73	67	78	74	292	8,041.00
T76	Paulson, Dennis	68	69	74	81	292	8,041.00

TOURNAMENT RESULTS

2004 BUICK CHAMPIONSHIP

August 26-29, 2004
$4,200,000 Purse
Champion: Woody Austin | **Sudden Death Playoff**



LEADERS:
First Round: Corey Pavin fired a 62 to take a three-shot lead over Bob Burns and Matt Weibring.
Second Round: Fred Funk and Zach Johnson were teid at 8-under 132, one stroke ahead of Hank Kuehne and two ahead of Jose Coceres and Pavin.
Third Round: Funk shot a 1-under 69 and took a one-stroke advantage over Tom Byrum and Pavin. Hunter Mahan and Joey Sindelar were two back.
Cut: 80 players at 1-over-par 141 from a field of 156.

	Player	1R	2R	3R	4R	Total	Money
1	Woody Austin	68	70	66	66	270	$756,000.00
2	Herron, Tim	70	69	65	66	270	453,600.00
T3	Funk, Fred	66	66	69	70	271	218,400.00
T3	Johnson, Zach	67	65	73	66	271	218,400.00
T3	Pernice, Jr, Tom	70	66	68	67	271	218,400.00
T6	Bohn, Jason	71	67	69	65	271	140,700.00
T6	Gogel, Matt	67	69	69	67	272	140,700.00
T6	Pavin, Corey	62	72	68	70	272	140,700.00
T9	Byrum, Tom	69	66	67	71	273	109,200.00
T9	Fischer, Todd	71	69	69	67	273	109,200.00
T9	Sluman, Jeff	72	69	70	62	273	109,200.00
T9	Sutherland, Kevin	70	70	67	66	273	109,200.00
T13	Atwal, Arjun	68	72	70	64	274	69,825.00
T13	Damron, Robert	71	68	68	67	274	69,825.00
T13	Faxon, Brad	69	68	70	67	274	69,825.00
T13	Kelly, Jerry	66	71	70	67	274	69,825.00
T13	Kuehne, Hank	68	65	71	70	274	69,825.00
T13	Tanaka, Hidenichi	68	65	71	70	274	69,825.00
T13	Triplett, Kirk	68	70	67	69	274	69,825.00
T13	Uresti, Omar	68	70	67	69	274	69,825.00
T21	Barlow, Craig	73	66	69	67	275	42,000.00
T21	Coceres, Jose	68	66	70	71	275	42,000.00
T21	Lickliter II, Frank	73	68	67	67	275	42,000.00
T21	Mahan, Hunter	71	67	65	72	275	42,000.00
T21	Roberts, Loren	67	72	69	67	275	42,000.00
T21	Van Pelt, Bo	69	68	68	70	275	42,000.00
T27	Browne, Olin	69	68	71	68	276	29,820.00
T27	Geiberger, Brent	71	67	68	70	276	29,820.00
T27	Peoples, David	66	70	73	67	276	29,820.00
T27	Wilkinson, Tim	67	71	74	64	276	29,820.00
T27	Willis, Garrett	72	66	71	67	276	29,820.00
T32	Beckman, Cameron	71	69	67	70	277	20,440.00
T32	Bowden, Craig	66	73	71	67	277	20,440.00
T32	Chopra, Daniel	71	68	65	73	277	20,440.00
T32	Durant, Joe	69	69	68	71	277	20,440.00
T32	Lewis, J. L.	71	70	67	69	277	20,440.00
T32	Na, Kevin	72	67	69	69	277	20,440.00
T32	Petrovic, Tim	68	70	74	65	277	20,440.00
T32	Purdy, Ted	73	66	68	70	277	20,440.00
T32	Senden, John	69	70	70	68	277	20,440.00
T32	Sindelar, Joey	68	67	68	74	277	20,440.00
T32	Slocum, Heath	70	71	68	67	277	20,440.00
T32	Williamson, Jay	68	71	67	71	277	20,440.00
T44	Andrade, Billy	72	67	71	68	278	13,053.00
T44	Byrd, Jonathan	72	67	70	69	278	13,053.00
T44	Dufner, Jason	66	70	70	72	278	13,053.00
T44	Kortan, Brian	70	71	69	68	278	13,053.00
T44	Mayfair, Billy	68	71	69	70	278	13,053.00
T49	Barber, Aaron	70	69	70	70	279	10,365.00
T49	Bates, Pat	70	70	71	68	279	10,365.00
T49	Duke, Ken	68	69	70	72	279	10,365.00
T49	Kendall, Skip	69	69	66	75	279	10,365.00
T49	Nallen, Chris	69	70	74	66	279	10,365.00
T54	Bryant, Bart	70	69	69	72	280	9,618.00
T54	Heinen, Mike	70	69	72	69	280	9,618.00
T54	Henry, J. J.	69	72	71	68	280	9,618.00
T54	Taylor, Vaughn	71	69	70	70	280	9,618.00
T58	Burns, Bob	65	70	70	76	281	9,324.00
T58	Haas, Bill	70	69	69	73	281	9,324.00
T58	Weibring, Matt	65	72	74	70	281	9,324.00
T61	Allen, Michael	69	72	74	70	282	8,946.00
T61	Baddeley, Aaron	68	70	71	73	282	8,946.00
T61	Palmer, Ryan	68	73	71	70	282	8,946.00
T61	Perez, Pat	69	69	70	74	282	8,946.00
T61	Perks, Craig	69	71	75	67	282	8,946.00
T61	Toledo, Esteban	69	66	74	73	282	8,946.00
T67	Cochran, Russ	68	73	71	71	283	8,526.00
T67	Gamez, Robert	69	66	70	78	283	8,526.00
T67	Miyase, Hirofumi	72	68	73	70	283	8,526.00
T67	Pate, Steve	71	70	69	73	283	8,526.00
T71	Rose, Justin	71	70	71	72	284	8,232.00
T71	Simpson, Scott	67	69	76	72	284	8,232.00
T71	Thatcher, Roland	70	69	75	70	284	8,232.00
T71	Harman, Brian (a)	73	67	71	73	284	
T75	Ridings, Tag	67	71	77	70	285	8,022.00
T75	Sheehan, Patrick	70	71	73	71	285	8,022.00
T77	Pappas, Deane	68	73	73	72	286	7,854.00
T77	Pride, Dicky	71	70	78	67	286	7,854.00
T79	Hend, Scott	71	70	71	80	292	7,728.00

2003 GREATER HARTFORD OPEN

July 24-27, 2003
$4,000,000 Purse
Champion: Peter Jacobsen

LEADERS:
First Round: Peter Jacobsen and Jay Haas shared the lead after rounds of 7-under-par 63. Dennis Paulson was one back while Craig Barlow was two behind.
Second Round: Jacobsen moved to 10-underpar to lead Haas by one stroke. Darron Stiles, Paul Goydos and Willie Wood were two back. Four players were three behind.
Third Round: Jacobsen at 11-under-par led Wood and Chris Riley by one stroke. Barlow and Kenny Perry were two behind.
Cut: 76 players at even-par 140 from a field of 156.

	Player	1R	2R	3R	4R	Total	Money
1	Jacobsen, Peter	63	67	69	67	266	$720,000.00
2	Riley, Chris	72	65	63	68	268	432,000.00
3	Fischer, Todd	66	69	69	65	269	272,000.00
T4	Pate, Steve	67	68	68	67	270	165,333.00
T4	Perry, Kenny	66	68	67	69	270	165,333.00
T4	Barlow, Craig	65	68	68	69	270	165,333.00
T7	Durant, Joe	68	69	66	68	271	124,667.00
T7	Damron, Robert	69	64	69	69	271	124,667.00
T7	Baird, Briny	72	65	68	66	271	124,667.00
10	Micheel, Shaun	71	68	68	65	272	108,000.00
T11	Delsing, Jay	69	68	68	68	273	79,429.00
T11	Glasson, Bill	70	68	69	66	273	79,429.00
T11	Sutherland, Kevin	68	68	68	69	273	79,429.00
T11	Heinen, Mike	67	67	70	69	273	79,429.00
T11	Hnatiuk, Glen	70	69	67	67	273	79,429.00
T11	Pampling, Rod	70	64	69	70	273	79,429.00
T11	Stiles, Darron	69	63	70	71	273	79,429.00
T18	Wood, Willie	66	66	68	74	274	56,000.00
T18	Slocum, Heath	69	66	68	71	274	56,000.00
T18	Choi, K.J.	66	72	65	71	274	56,000.00
T21	Brooks, Mark	67	68	70	70	275	41,600.00
T21	Sindelar, Joey	68	67	71	69	275	41,600.00
T21	Lickliter II, Frank	71	67	69	68	275	41,600.00
T21	Cink, Stewart	72	67	71	65	275	41,600.00
T21	Henry, J.J.	66	67	69	73	275	41,600.00
T26	Freeman, Robin	69	69	67	71	276	28,400.00
T26	Haas, Jay	63	68	75	70	276	28,400.00
T26	Lowery, Steve	69	68	70	69	276	28,400.00
T26	Utley, Stan	71	67	68	70	276	28,400.00
T26	Goggin, Mathew	67	71	67	71	276	28,400.00
T26	Sheehan, Patrick	71	67	68	70	276	28,400.00
T26	Byrd, Jonathan	67	71	69	69	276	28,400.00
T33	Williamson, Jay	72	66	65	74	277	22,600.00
T33	Begay III, Notah	73	66	69	69	277	22,600.00
T33	Gow, Paul	71	69	68	69	277	22,600.00
T36	Faxon, Brad	67	73	72	66	278	18,433.00
T36	Paulson, Dennis	64	70	72	72	278	18,433.00
T36	Petrovic, Tim	68	70	72	68	278	18,433.00
T36	Gillis, Tom	71	67	72	68	278	18,433.00
T36	Sposa, Mike	68	71	67	72	278	18,433.00
T36	Kaye, Jonathan	66	72	67	73	278	18,433.00
T42	Lancaster, Neal	67	72	73	67	279	14,000.00
T42	Bateman, Brian	67	71	71	70	279	14,000.00
T42	Johansson, Per-Ulrik	69	68	68	74	279	14,000.00
T42	Ellis, Danny	68	70	68	73	279	14,000.00
T42	Paulson, Carl	72	66	71	70	279	14,000.00
T47	Don Blake, Jay	72	68	69	71	280	10,576.00
T47	Pernice, Jr., Tom	70	65	71	74	280	10,576.00
T47	Goydos, Paul	67	65	74	74	280	10,576.00
T47	Grob, Mike	68	70	70	72	280	10,576.00
T47	Anderson, Chris	73	67	70	70	280	10,576.00
T52	Andrade, Billy	68	69	74	70	281	9,280.00
T52	Calcavecchia, Mark	70	69	71	71	281	9,280.00
T52	Henninger, Brian	69	64	70	78	281	9,280.00
T52	Gogel, Matt	67	71	74	69	281	9,280.00
T52	Gay, Brian	68	69	73	71	281	9,280.00
T52	Willis, Garrett	67	72	75	67	281	9,280.00
T58	Browne, Olin	69	70	74	69	282	8,800.00
T58	Gamez, Robert	70	69	70	73	282	8,800.00
T58	Mickelson, Phil	67	73	70	72	282	8,800.00
T58	Tanaka, Hidemichi	72	67	73	70	282	8,800.00
T58	Sadakata, Akio	68	69	68	77	282	8,800.00
T63	Edwards, Joel	69	70	71	73	283	8,400.00
T63	Pappas, Deane	69	70	75	69	283	8,400.00
T63	Scherrer, Tom	70	70	72	71	283	8,400.00
T63	Pappas, Brenden	71	68	72	72	283	8,400.00
T63	Kuehne, Hank	72	67	75	69	283	8,400.00
T68	Coles, Gavin	70	67	73	74	284	8,080.00
T68	Baddeley, Aaron	67	72	70	75	284	8,080.00
T68	Morgan, John E.	69	71	71	73	284	8,080.00
T71	Quigley, Brett	68	69	73	75	285	7,880.00
T71	Trahan, D.J.	73	67	74	71	285	7,880.00
T73	Standly, Mike	67	73	74	72	286	7,680.00
T73	Allan, Steve	71	68	72	75	286	7,680.00
T73	Caron, Jason	69	70	70	77	286	7,680.00
76	Johnson, Richard S.	69	70	69	79	287	7,520.00

TOURNAMENT RESULTS

2002 CANON GREATER HARTFORD OPEN

June 20-23, 2002
$4,000,000 Purse
Champion: Phil Mickelson

LEADERS:
First Round: Brett Quigley and Hidemichi Tanaka posted 6-under-par 64s to lead. Tim Herron, Briny Baird, Scott Verplank, Kaname Yokoo, Jonathan Kaye and Skip Kendall by a stroke.
Second Round: Kaye, Baird and Davis Love III shared the lead at 8-under 132. Scott Hoch and Yokoo were one back.
Third Round: Kaye moved to 13-under 197, one-stroke ahead of Verplank. Hoch was two back.
Cut: 76 players at 1-over-par 141 from a field of 156.

	Player	1R	2R	3R	4R	Total	Money
1	Mickelson, Phil	69	67	66	64	266	$720,000.00
T2	Kaye, Jonathan	65	67	65	70	267	352,000.00
T2	Love III, Davis	68	64	68	67	267	352,000.00
4	Verplank, Scott	65	70	63	71	269	192,000.00
T5	Carter, Jim	67	69	66	68	270	152,000.00
T5	Edwards, Joel	68	71	68	63	270	152,000.00
T7	Forsman, Dan	68	70	69	64	271	124,667.00
T7	Kendall, Skip	65	72	67	67	271	124,667.00
T7	Hoch, Scott	67	66	66	72	271	124,667.00
T10	Els, Ernie	69	70	69	64	272	100,000.00
T10	Frost, David	72	68	67	65	272	100,000.00
T10	Gove, Jeff	73	64	68	67	272	100,000.00
T13	Bates, Pat	70	71	64	68	273	72,800.00
T13	Goggin, Mathew	66	70	70	67	273	72,800.00
T13	Herron, Tim	65	72	66	70	273	72,800.00
T13	Perry, Kenny	70	71	64	68	273	72,800.00
T13	Tanaka, Hidemichi	64	70	68	71	273	72,800.00
T18	Andrade, Billy	70	70	69	65	274	58,000.00
T18	Baird, Briny	65	67	73	69	274	58,000.00
T20	Calcavecchia, Mark	68	70	68	69	275	41,714.00
T20	Garcia, Sergio	69	67	69	70	275	41,714.00
T20	Nobilo, Frank	69	69	71	66	275	41,714.00
T20	Quigley, Brett	64	71	70	70	275	41,714.00
T20	Lonard, Peter	66	68	70	71	275	41,714.00
T20	Pate, Steve	66	70	66	73	275	41,714.00
T20	Yokoo, Kaname	65	68	71	71	275	41,714.00
T27	Allan, Steve	66	73	67	70	276	27,800.00
T27	Freeman, Robin	69	70	70	67	276	27,800.00
T27	Gow, Paul	73	66	64	73	276	27,800.00
T27	Jones, Kent	70	68	69	69	276	27,800.00
T27	Mattiace, Len	70	64	73	69	276	27,800.00
T27	Triplett, Kirk	66	70	69	71	276	27,800.00
T33	Begay III, Notah	67	72	69	69	277	21,133.00
T33	Howell III, Charles	71	69	72	65	277	21,133.00
T33	Cink, Stewart	69	72	67	69	277	21,133.00
T33	Fryatt, Edward	72	68	68	69	277	21,133.00
T33	Peoples, David	69	65	70	73	277	21,133.00
T33	Singh, Vijay	70	71	66	70	277	21,133.00
T39	Don Blake, Jay	72	68	69	69	278	14,416.00
T39	Browne, Olin	72	64	70	72	278	14,416.00
T39	Clark II, Michael	69	72	67	70	278	14,416.00
T39	DiMarco, Chris	70	66	71	71	278	14,416.00
T39	Ellis, Danny	71	67	70	70	278	14,416.00
T39	Hnatiuk, Glen	66	71	69	72	278	14,416.00
T39	Hulbert, Mike	70	69	69	70	278	14,416.00
T39	Petrovic, Tim	71	68	68	71	278	14,416.00
T39	Sindelar, Joey	68	70	71	69	278	14,416.00
T39	Waite, Grant	69	68	68	73	278	14,416.00
T49	Driscoll, James	69	72	67	71	279	9,872.00
T49	Huston, John	69	71	71	68	279	9,872.00
T49	Jacobsen, Peter	67	69	70	73	279	9,872.00
T49	Pernice, Jr., Tom	68	71	72	68	279	9,872.00
T49	Riley, Chris	70	66	70	73	279	9,872.00
T54	Elkington, Steve	70	71	72	67	280	9,000.00
T54	Gamez, Robert	70	69	71	70	280	9,000.00
T54	Hart, Dudley	72	68	72	68	280	9,000.00
T54	Isenhour, Tripp	69	67	72	72	280	9,000.00
T54	Jobe, Brandt	67	70	73	70	280	9,000.00
T54	Lickliter, Frank	68	72	67	73	280	9,000.00
T54	Pavin, Corey	67	74	72	67	280	9,000.00
T54	Toledo, Esteban	74	64	72	70	280	9,000.00
62	Allem, Fulton	71	69	69	72	281	8,640.00
T63	Armour III, Tommy	70	69	68	75	282	8,400.00
T63	Bateman, Brian	73	68	69	72	282	8,400.00
T63	Faxon, Brad	74	66	69	73	282	8,400.00
T63	Pride, Dicky	68	73	69	72	282	8,400.00
T63	Riegger, John	71	70	72	69	282	8,400.00
T68	Barlow, Craig	70	69	68	76	283	8,160.00
T69	Elder, Brad	72	68	72	72	284	8,000.00
T69	Mayfair, Billy	71	70	71	72	284	8,000.00
T69	Ogilvie, Joe	70	69	74	71	284	8,000.00
72	Wood, Willie	69	72	74	71	286	7,840.00
T73	Henninger, Brian	72	69	68	78	287	7,680.00
T73	Jimenez, Miguel A.	69	71	71	76	287	7,680.00
T73	Paulson, Carl	68	66	81	72	287	7,680.00
76	Pappas, Deane	67	72	77	72	288	7,520.00

2001 CANON GREATER HARTFORD OPEN

June 28-July 1, 2001
$3,100,000 Purse
Champion: Phil Mickelson

LEADERS:
First Round: Jonathan Kaye opened with an 8-under-par 62. Shigeki Maruyama trailed by one stroke, while Jay Don Blake was two strokes back.
Second Round: Joe Ogilvie, Blake, Edward Fryatt, Chris DiMarco, Maruyama, Scott Simpson, Doug Dunakey and Jerry Kelly were tied at 8-under-par 132. Six other players were one stroke back.
Third Round: A tournament-record-tying 61 by Phil Mickelson put him at 14-under-par 196, one stroke ahead of David Berganio.
Cut: 85 players at even-par 140 from a field of 156.

	Player	1R	2R	3R	4R	Total	Money
1	Mickelson, Phil	67	68	61	68	264	$558,000.00
2	Andrade, Billy	68	65	66	66	265	334,800.00
T3	Berganio, Jr., David	67	66	64	69	266	161,200.00
T3	DiMarco, Chris	65	67	66	68	266	161,200.00
T3	Hart, Dudley	70	63	70	63	266	161,200.00
6	Pernice, Jr., Tom	68	68	66	65	267	111,600.00
T7	Browne, Olin	68	71	67	63	269	83,921.00
T7	Isenhour, Tripp	69	70	67	63	269	83,921.00
T7	Lickliter, Frank	65	69	68	67	269	83,921.00
T7	Maruyama, Shigeki	63	69	73	64	269	83,921.00
T7	Perry, Kenny	68	68	70	63	269	83,921.00
T7	Triplett, Kirk	68	71	65	65	269	83,921.00
T7	Kelly, Jerry	67	65	69	68	269	83,921.00
T14	Azinger, Paul	70	64	69	67	270	55,800.00
T14	Herron, Tim	66	68	67	69	270	55,800.00
T14	Sutton, Hal	67	67	69	67	270	55,800.00
T17	Brooks, Mark	66	69	68	68	271	43,400.00
T17	Ogilvie, Joe	68	64	70	69	271	43,400.00
T17	Simpson, Scott	65	67	70	69	271	43,400.00
T17	Sutherland, Kevin	68	67	68	68	271	43,400.00
T17	Verplank, Scott	72	67	71	61	271	43,400.00
T22	Blake, Jay Don	64	68	72	68	272	27,944.00
T22	Daly, John	67	70	70	65	272	27,944.00
T22	Fryatt, Edward	65	67	72	68	272	27,944.00
T22	Mayfair, Billy	70	70	68	64	272	27,944.00
T22	Duval, David	67	66	70	69	272	27,944.00
T22	Nobilo, Frank	67	66	70	69	272	27,944.00
T22	Ogilvy, Geoff	67	68	69	68	272	27,944.00
T29	Baird, Briny	67	68	69	68	273	19,286.00
T29	Calcavecchia, Mark	68	68	71	66	273	19,286.00
T29	Frost, David	69	68	69	67	273	19,286.00
T29	Howell III, Charles	66	72	70	65	273	19,286.00
T29	Kaye, Jonathan	62	71	72	68	273	19,286.00
T29	Williamson, Jay	66	72	70	65	273	19,286.00
T29	Gow, Paul	67	69	68	69	273	19,286.00
T36	Anderson, Jeremy	70	67	71	66	274	13,659.00
T36	Carter, Jim	68	68	71	67	274	13,659.00
T36	Gay, Brian	68	72	68	66	274	13,659.00
T36	Pate, Steve	68	67	71	68	274	13,659.00
T36	Dunakey, Doug	68	65	71	71	274	13,659.00
T36	Haas, Jay	71	68	68	67	274	13,659.00
T36	Sluman, Jeff	67	69	69	69	274	13,659.00
T36	Waldorf, Duffy	71	69	65	69	274	13,659.00
44	Mattiace, Len	67	69	72	67	275	10,850.00
T45	Beckman, Cameron	70	70	69	67	276	9,076.00
T45	Edwards, Joel	73	67	66	70	276	9,076.00
T45	Green, Jimmy	66	73	70	67	276	9,076.00
T45	McLardy, Andrew	66	71	72	67	276	9,076.00
T45	Smith, Chris	70	66	72	68	276	9,076.00
T50	Johnson, Kevin	68	71	67	71	277	7,477.00
T50	Lewis, J.L.	70	70	69	68	277	7,477.00
T50	Mize, Larry	65	72	71	69	277	7,477.00
T50	Paulson, Carl	68	69	71	69	277	7,477.00
T50	Toledo, Esteban	66	74	71	66	277	7,477.00
T55	Clark II, Michael	69	69	69	71	278	6.975.00
T55	Faldo, Nick	66	73	72	67	278	6,975.00
T55	Magee, Andrew	67	71	71	69	278	6,975.00
T55	Pavin, Corey	69	71	71	67	278	6,975.00
T55	Peoples, David	71	68	69	70	278	6,975.00
T55	Tidland, Chris	70	70	69	69	278	6,975.00
T61	Clearwater, Keith	71	67	73	68	279	6,603.00
T61	Furyk, Jim	72	67	71	69	279	6,603.00
T61	Hart, Jeff	74	66	69	70	279	6,603.00
T61	Hnatiuk, Glen	73	67	71	68	279	6,603.00
T61	Hughes, Bradley	69	71	69	70	279	6,603.00
T61	Murphy, Sean	67	73	74	65	279	6,603.00
T67	Austin, Woody	69	71	70	70	280	6,231.00
T67	Bryant, Bart	70	69	74	67	280	6,231.00
T67	Elkington, Steve	68	72	69	71	280	6,231.00
T67	Jordan, Pete	69	66	73	72	280	6,231.00
T67	Leggatt, Ian	67	73	71	69	280	6,231.00
T67	Stankowski, Paul	67	72	70	71	280	6,231.00
T73	Kraft, Greg	68	72	74	67	281	5,983.00
T73	Riley, Chris	65	70	78	68	281	5,983.00
T75	Canonica, Emanuele	71	68	71	72	282	5,859.00
T75	Freeman, Robin	73	67	74	68	282	5,859.00
T77	Grunewald, Kelly	69	70	75	69	283	5,735.00
T77	Pride, Dicky	68	71	74	70	283	5,735.00
79	McRoy, Spike	68	71	76	69	284	5,642.00
T80	Huston, John	71	68	71	75	285	5,549.00
T80	Lancaster, Neal	69	69	74	73	285	5,549.00
T82	Geiberger, Brent	70	69	78	69	286	5,425.00
T82	Langham, Franklin	70	67	78	71	286	5,425.00
84	Jones, Kent	71	65	77	74	287	5,332.00
85	Goggin, Mathew	67	72	72	77	288	5,270.00

TOURNAMENT RESULTS

2000 CANON GREATER HARTFORD OPEN



June 29-July 2, 2000
$2,800,000 Purse
Champion: Notah Begay III

LEADERS:
First Round: Robert Gamez, Kirk Triplett, Notah Begay and Dan Forsman shot 6-under-par 64 to take a one-stroke lead over nine golfers.
Second Round: Mark Calcavecchia, Begay and Edward Fraytt moved to 9-under-par 131. Dave Stockton, Jr., Hal Sutton and Jim Furyk were one stroke back, while Brad Faxon, Brent Geiberger, Ben Bates, Robert Allenby, P.H. Horgan and Paul Gow were two behind.
Third Round: A 64 by Calcavecchia moved him to 17-under-par 193, three strokes ahead of Begay. Triplett and Fryatt trailed by four strokes.
Cut: 83 players at 1-under-par 139 from a field of 156.

	Player	1R	2R	3R	4R	Total	Money
1	Begay III, Notah	64	65	67	64	260	$504,000.00
2	Calcavecchia, Mark	65	64	64	68	261	302,400.00
3	Triplett, Kirk	64	72	61	67	264	190,400.00
4	Furyk, Jim	66	66	67	67	266	134,400.00
T5	Barron, Doug	65	69	67	67	268	98,350.00
T5	DiMarco, Chris	69	66	67	66	268	98,350.00
T5	Flesch, Steve	67	67	67	67	268	98,350.00
T5	Fryatt, Edward	67	64	66	71	268	98,350.00
T9	Dunlap, Scott	68	68	66	67	269	75,600.00
T9	Huston, John	67	70	66	66	269	75,600.00
T9	Sutherland, Kevin	68	70	66	65	269	75,600.00
T12	Stockton, Jr., Dave	66	66	70	68	270	61,600.00
T12	Tway, Bob	68	70	64	68	270	61,600.00
T14	Allenby, Robert	69	64	69	69	271	49,000.00
T14	Cink, Stewart	68	69	66	68	271	49,000.00
T14	Gamez, Robert	64	70	70	67	271	49,000.00
T14	Hjertstedt, Gabriel	68	69	66	68	271	49,000.00
T18	Herron, Tim	67	69	67	69	272	34,080.00
T18	Blake, Jay Don	66	71	71	64	272	34,080.00
T18	Buha, Jason	69	67	68	68	272	34,080.00
T18	Durant, Joe	67	67	68	70	272	34,080.00
T18	Geiberger, Brent	67	66	69	70	272	34,080.00
T18	Kaye, Jonathan	72	66	66	68	272	34,080.00
T18	Riley, Chris	69	66	69	68	272	34,080.00
T25	Armour III, Tommy	66	69	68	70	273	20,290.00
T25	Forsman, Dan	64	71	71	67	273	20,920.00
T25	Horgan III, P.H.	67	66	69	71	273	20,920.00
T25	Ogilvie, Joe	67	69	70	67	273	20,920.00
T25	Sluman, Jeff	70	67	65	71	273	20,920.00
T25	Springer, Mike	69	69	70	65	273	20,920.00
T25	Weibring, D.A	67	68	71	67	273	20,920.00
T32	Appleby, Stuart	67	68	68	71	274	13,627.00
T32	Browne, Olin	71	67	66	70	274	13,627.00
T32	Faxon, Brad	65	68	71	70	274	13,627.00
T32	Gow, Paul	69	70	67	68	274	13,627.00
T32	Goydos, Paul	66	67	68	73	274	13,627.00
T32	Gump, Scott	67	68	70	69	274	13,627.00
T32	Howell III, Charles	71	67	68	68	274	13,627.00
T32	Kendall, Skip	67	70	67	70	274	13,627.00
T32	Lowery, Steve	65	69	69	71	274	13,627.00
T32	Mattiace, Len	70	69	68	67	274	13,627.00
T32	Peoples, Steve	69	70	68	67	274	13,627.00
T32	Reid, Mike	66	73	69	66	274	13,627.00
T44	Cook, John	68	71	68	68	275	8,960.00
T44	Elkington, Steve	71	67	64	73	275	8,960.00
T44	Kraft, Greg	66	70	71	68	275	8,960.00
T44	Lewis, J.L.	65	72	69	69	275	8,960.00
T48	Brooks, Mark	65	70	68	73	276	7,123.00
T48	Burns, Bob	68	70	70	68	276	7,123.00
T48	Caron, Jason	65	69	70	72	276	7,123.00
T48	Henninger, Brian	68	70	67	71	276	7,123.00
T48	Nobilo, Frank	69	68	69	70	276	7,123.00
T53	Friend, Bob	68	71	73	65	277	6,451.00
T53	Sindelar, Joey	69	70	69	69	277	6,451.00
T53	Sutton, Hal	67	65	72	73	277	6,451.00
T53	Van De Velde, J.	69	68	69	71	277	6,451.00
T53	Williamson, Jay	71	68	70	68	277	6,451.00
T58	Bryant, Bart	65	70	75	68	278	6,076.00
T58	Chalmers, Greg	67	70	72	69	278	6,076.00
T58	Edwards, Joel	71	67	70	70	278	6,076.00
T58	Funk, Fred	68	71	71	68	278	6,076.00
T58	Grady, Wayne	68	69	72	69	278	6,076.00
T58	Jordan, Pete	71	67	72	68	278	6,076.00
T58	Nicklaus, Gary	69	70	69	70	278	6,076.00
T58	Parry, Craig	69	69	69	71	278	6,076.00
T66	Henke, Nolan	67	72	68	72	279	5,656.00
T66	Briggs, Danny	68	71	71	69	279	5,656.00
T66	Fabel, Brad	67	70	71	71	279	5,656.00
T66	Lickliter, Frank	67	68	72	72	279	5,656.00
T66	May, Bob	70	69	75	65	279	5,656.00
T66	Waite, Grant	68	70	67	74	279	5,656.00
T73	Beckman, Cameron	70	69	70	71	280	5,376.00
T73	Cochran, Bobby	65	72	70	73	280	5,376.00
T73	Gotsche, Steve	67	72	69	72	280	5,376.00
T76	Choi, K.J.	69	70	71	71	281	5,208.00
T76	Quigley, Brett	71	68	72	70	281	5,208.00
T76	Uresti, Omar	69	70	70	72	281	5,208.00
T79	Bates, Ben	66	67	76	73	282	5,096.00
80	Dodds, Trevor	71	66	77	69	283	5.040.00
T81	Hughes, Bradley	67	69	76	72	285	4,956.00
T81	Levi, Wayne	68	71	75	70	285	4,956.00

1999 CANON GREATER HARTFORD OPEN

July 29-August 1, 1999
$2,500,000 Purse
Champion: Brent Geiberger

LEADERS:
First Round: Mike Springer, Tom Scherrer, Kevin Sutherland and Skip Kendall each shot 7-under-par 63 to lead seven other players by one stroke.
Second Round: Brent Geiberger and Pete Jordan tied the tournament record for 36 holes with 11-under-par 129 totals. They led by one stroke over Mark O'Meara.
Third Round: Geiberger set the 54-hole tournament record with his 15-under-par 195 total. He led by three strokes over Ted Tryba, who stood at 12-under-par 198 after tying the course record with an 8-under-par 62.
Cut: 73 players at 1-under-par 139 from a field of 156.

	Player	1R	2R	3R	4R	Total	Money
1	Geiberger, Brent	66	63	66	67	262	$450,000.00
2	Kendall, Skip	63	68	68	66	265	270,000.00
T3	Calcavecchia, Mark	67	67	68	64	266	130,000.00
T3	Leonard, Justin	64	67	68	67	266	130,000.00
T3	Tryba, Ted	72	64	62	68	266	130,000.00
T6	Jordan, Pete	64	65	71	67	267	86,875.00
T6	Stockton, Jr., Dave	68	68	64	67	267	86,875.00
T8	Cink, Stewart	64	68	68	68	268	72,500.00
T8	Herron, Tim	66	73	67	62	268	72,500.00
T8	Springer, Mike	63	73	65	67	268	72,500.00
T11	Duval, David	68	66	72	63	269	57,500.00
T11	O'Meara, Mark	66	64	71	68	269	57,500.00
T11	Triplett, Kirk	65	66	69	69	269	57,500.00
T14	Begay III, Notah	69	68	69	64	270	45,000.00
T14	Delsing, Jay	64	68	67	71	270	45,000.00
T14	Love III, Davis	67	70	66	67	270	45,000.00
T17	Kite, Tom	67	69	65	70	271	37,500.00
T17	Lickliter, Frank	65	70	67	69	271	37,500.00
T17	Sutherland, Kevin	63	71	71	66	271	37,500.00
T20	Funk, Fred	67	68	69	68	272	27,083.00
T20	Pernice, Jr., Tom	68	68	69	67	272	27,083.00
T20	Azinger, Paul	72	67	65	68	272	27,083.00
T20	Blake, Jay Don	67	68	67	70	272	27,083.00
T20	Burns, Bob	67	69	66	70	272	27,083.00
T20	DiMarco, Chris	68	70	65	69	272	27,083.00
T26	Browne, Olin	71	66	69	67	273	17,375.00
T26	Byrum, Tom	69	69	69	66	273	17,375.00
T26	Frazar, Harrison	68	70	69	66	273	17,375.00
T26	Hjertstedt, Gabriel	67	70	69	67	273	17,375.00
T26	Kaye, Jonathan	69	66	66	72	273	17,375.00
T26	Langham, Franklin	71	68	67	67	273	17,375.00
T26	Scherrer, Tom	63	70	68	72	273	17,375.00
T26	Waite, Grant	69	65	70	69	273	17,375.00
T34	Dennis, Clark	70	66	70	68	274	12,357.00
T34	Raulerson, Charles	64	68	73	69	274	12,357.00
T34	Durant, Joe	68	67	69	70	274	12,357.00
T34	Martin, Doug	67	69	69	69	274	12,357.00
T34	Porter, Lee	71	67	69	67	274	12,357.00
T34	Reid, Mike	69	68	68	69	274	12,357.00
T34	Zoeller, Fuzzy	68	68	68	70	274	12,357.00
T41	Armstrong, Ty	69	69	67	70	275	9,250.00
T41	Austin, Woody	70	69	69	67	275	9,250.00
T41	Cochran, Russ	70	69	66	70	275	9,250.00
T41	Fabel, Brad	69	67	71	68	275	9,250.00
T41	Uresti, Omar	66	69	71	69	275	9,250.00
T46	Allem, Fulton	69	69	70	68	276	6,588.00
T46	Brooks, Mark	68	69	68	71	276	6,588.00
T46	Forsman, Dan	69	68	68	71	276	6,588.00
T46	Maginnes. John	68	68	72	68	276	6,588.00
T46	McCarron, Scott	70	67	69	70	276	6,588.00
T46	Mize, Larry	69	69	67	71	276	6,588.00
T46	Riley, Chris	68	70	69	69	276	6,588.00
T46	Sisk, Geoffrey	64	72	71	69	276	6,588.00
T54	Bates, Ben	69	70	66	72	277	5,750.00
T54	Frost, David	70	69	68	70	277	5,750.00
T54	McCallister, Blaine	68	70	69	70	277	5,750.00
57	Sposa, Mike	69	70	70	69	278	5,650.00
T58	Armour III, Tommy	67	67	75	70	279	5,550.00
T58	Estes, Bob	69	69	70	71	279	5,550.00
T58	Goydos, Paul	68	67	71	73	279	5,550.00
61	Bratton, Alan	64	72	74	70	280	5,450.00
T62	Allenby, Robert	69	70	69	73	281	5,275.00
T62	Andrade, Billy	68	71	69	73	281	5,275.00
T62	Beckman, Cameron	71	67	73	70	281	5,275.00
T62	Briggs, Danny	70	69	70	72	281	5,275.00
T62	Lehman, Tom	67	69	71	74	281	5,275.00
T62	Wood, Willie	67	71	71	72	281	5,275.00
68	Waldorf, Duffy	67	72	71	72	282	5,100.00
69	Moss, Perry	68	71	73	71	283	5,050.00
T70	Dunakey, Doug	66	69	73	77	285	4,975.00
T70	Pappas, Deane	68	69	75	73	285	4,975.00
72	Green, Jimmy	70	68	73	76	287	4,900.00
73	Friend, Bob	68	71	77	72	288	4,850.00

TOURNAMENT RESULTS

1998 CANON GREATER HARTFORD OPEN

July 2-5, 1998

$2,000,000 Purse

Champion: Olin Browne | **Sudden Death Playoff**

LEADERS:

First Round: Monday qualifier Pete Morgan shot a 6-under-par 64 to take a one-stroke lead over Kenny Perry and Scott Hoch. Kevin Sutherland, Brad Fabel, Spike McRoy, Harrison Frazar, Paul Azinger and Doug Tewell were two strokes back.

Second Round: Scott Gump, after a course-record-tying 8-under par 62, stood at 10-under-par 130 and held a one-stroke lead over Omar Uresti and Larry Mize.

Third Round: Hoch, Mize and Grant Waite were at 13-under-par 197 good for a two-stroke lead over Olin Browne, David Duval and defending champion Stewart Cink. (NOTE: Vijay Singh established a TPC River Highlands nine-hole record with a 7-under-par 28 on the back nine of his final round, which yielded yet another course-record-tying 62.)

Cut: 76 players at 1-under-par 139 from a field of 156.

	Player	1R	2R	3R	4R	Total	Money
1	Browne, Olin	67	66	66	67	266	$360,000.00
T2	Cink, Stewart	67	65	67	67	266	176,000.00
T2	Mize, Larry	68	63	66	69	266	176,000.00
T4	Funk, Fred	70	66	65	66	267	82,666.00
T4	Waldorf, Duffy	70	67	64	66	267	82,666.00
T4	Tewell, Doug	66	66	68	67	267	82,666.00
T7	Duval, David	68	65	66	69	268	64,500.00
T7	Hoch, Scott	65	68	64	71	268	64,500.00
T9	Mattiace, Len	67	69	66	67	269	54,000.00
T9	Perry, Kenny	65	69	67	68	269	54,000.00
T9	Sindelar, Joey	69	66	69	65	269	54,000.00
T12	Brooks, Mark	69	65	67	69	270	44,000.00
T12	Singh, Vijay	68	67	73	62	270	44,000.00
T14	Andrade, Billy	68	69	66	68	271	37,000.00
T14	Springer, Mike	71	67	68	65	271	37,000.00
T16	Calcavecchia, Mark	70	69	64	69	272	31,000.00
T16	Durant, Joe	70	68	69	65	272	31,000.00
T16	Waite, Grant	68	64	65	75	272	31,000.00
T16	Wood, Willie	70	66	64	72	272	31,000.00
T20	Carter, Jim	68	71	67	67	273	22,480.00
T20	Lancaster, Neal	71	63	69	70	273	22,480.00
T20	Riegger, John	67	70	67	69	273	22,480.00
T20	Sauers, Gene	71	65	68	69	273	22,480.00
T20	Toms, David	72	66	70	65	273	22,480.00
T25	Bates, Ben	69	68	67	70	274	15,267.00
T25	Flesch, Steve	71	66	67	70	274	15,267.00
T25	Hammond, Donnie	67	70	67	70	274	15,267.00
T25	Zoeller, Fuzzy	69	68	68	69	274	15,267.00
T25	DiMarco, Chris	70	64	68	72	274	15,267.00
T25	Sutherland, Kevin	66	67	69	72	274	15,267.00
T31	Fergus, Keith	69	68	68	70	275	11,860.00
T31	Leonard, Justin	70	68	66	71	275	11,860.00
T31	McRoy, Spike	66	72	69	68	275	11,860.00
T31	Porter, Lee	69	70	66	70	275	11,860.00
T31	Triplett, Kirk	72	67	67	69	275	11,860.00
T36	Hnatiuk, Glen	70	68	70	68	276	8,209.00
T36	Gallagher, Jeff	68	67	72	69	276	8,209.00
T36	Gump, Scott	68	62	72	74	276	8,209,00
T36	Haas, Jay	71	66	67	72	276	8,209.00
T36	Henninger, Brian	68	69	70	69	276	8,209.00
T36	Herron, Tim	67	70	67	72	276	8,209.00
T36	Kraft, Greg	69	67	67	73	276	8,209.00
T36	Lewis, J.L.	69	67	69	71	276	8,209.00
T36	Magee, Andrew	71	65	67	73	276	8,209.00
T36	Veazey, Vance	74	65	68	69	276	8,209.00
T36	Wadkins, Bobby	73	65	67	71	276	8,209.00
T47	Fleisher, Bruce	69	70	68	70	277	5,022.00
T47	Stockton, Jr., Dave	68	69	70	70	277	5,022.00
T47	Azinger, Paul	66	72	68	71	277	5,022.00
T47	Carnevale, Mark	69	70	67	71	277	5,022.00
T47	Henke, Nolan	69	69	68	71	277	5,022.00
T47	Kaye, Jonathan	67	66	73	71	277	5,022.00
T47	Morgan, Pete	64	71	69	73	277	5,022.00
T47	Smith, Chris	68	68	70	71	277	5,022.00
T47	Uresti, Omar	67	64	72	74	277	5,022.00
T56	Boros, Guy	70	68	70	70	278	4,460.00
T56	Estes, Bob	67	70	69	72	278	4,460.00
T56	Faxon, Brad	68	70	74	66	278	4,460.00
T56	Frazar, Harrison	66	67	73	72	278	4,460.00
T56	Johnston, Jimmy	67	70	71	70	278	4,460.00
T56	Martin, Doug	69	68	69	72	278	4,460.00
T56	Henry, J.J. (a)	68	71	69	70	278	
T63	Clements, Lennie	74	65	69	71	279	4,300.00
T63	Toledo, Esteban	69	68	71	71	279	4,300.00
T65	Barlow, Criag	72	67	70	71	280	4,160.00
T65	Daley, Joe	70	69	67	74	280	4,160.00
T65	Gage, Bobby	72	66	70	72	280	4,160.00
T65	Geiberger, Brent	67	71	68	74	280	4,160.00
T65	Jones, Kent	72	67	70	71	280	4,160.00
T70	Coughlan, Richard	69	70	69	73	281	4,020.00
T70	Lickliter, Frank	69	69	74	69	281	4,020.00
T72	Hallberg, Gary	72	67	72	71	282	3,920.00
T72	McCallister, Blaine	73	66	69	74	282	3,920.00
T72	Tryba, Ted	68	70	70	74	282	3,920.00
75	Wentworth, Kevin	69	70	72	72	283	3,840.00
76	Daly, John	71	68	70	76	285	3,800.00

1997 CANON GREATER HARTFORD OPEN

July 24-27, 1997

$1,500,000 Purse

Champion: Stewart Cink

LEADERS:

First Round: Wayne Levi and Eric Johnson opened with 8-under-par 64. Steve Pate trailed by one.

Second Round: Levi, at 11-under-par 129, set a 36-hole tournament record. Brandel Chamblee, Jeff Maggert and Pate trailed by four strokes.

Third Round: Maggert, at 13-under-par 197, led Tom Byrum and Levi by two strokes. Doug Barron was three back.

Cut: 81 players at 3-over-par 143 from a field of 156.

	Player	1R	2R	3R	4R	Total	Money
1	Cink, Stewart	69	67	65	66	267	$270,000.00
T2	Chamblee, Brandel	68	65	69	66	268	112,000.00
T2	Maggert, Jeff	67	66	64	71	268	112,000.00
T2	Byrum, Tom	66	68	65	69	268	112,000.00
5	Calcavecchia, Mark	69	69	67	66	271	60,000.00
T6	Horgan III, P.H.	67	71	68	66	272	50,250.00
T6	Gibson, Kelly	67	74	65	66	272	50,250.00
T6	Levi, Wayne	64	65	70	73	272	50,250.00
T9	Tataurangi, Phil	69	69	68	67	273	39,000.00
T9	Pate, Steve	65	68	70	70	273	39,000.00
T9	Brisky, Mike	69	69	65	70	273	39,000.00
T9	Barron, Doug	66	68	66	73	273	39,000.00
T13	Sutherland, Kevin	67	73	68	66	274	28,125.00
T13	Henke, Nolan	68	70	68	68	274	28,125.00
T13	Huston, John	70	70	66	68	274	28,125.00
T13	Andrade, Billy	68	70	67	69	274	28,125.00
T17	Fehr, Rick	72	68	70	65	275	21,750.00
T17	Durant, Joe	66	69	71	69	275	21,750.00
T17	Ogrin, David	68	69	69	69	275	21,750.00
T17	Claxton, Paul	70	67	66	72	275	21,750.00
T21	Sluman, Jeff	69	74	70	63	276	14,081.00
T21	Weibring, D.A.	69	70	69	68	276	14,081.00
T21	Daly, John	71	70	67	68	276	14,081.00
T21	Pernice, Jr., Tom	67	71	69	69	276	14,081.00
T21	Christie, Michael	70	69	68	69	276	14,081.00
T21	Fabel, Brad	72	69	66	69	276	14,081.00
T21	Perry, Kenny	68	69	69	70	276	14,081.00
T21	Mayfair, Billy	70	69	67	70	276	14,081.00
T29	Dunlap, Scott	71	69	70	67	277	9,538.00
T29	Claar, Brian	68	72	69	68	277	9,538.00
T29	Mize, Larry	68	69	70	70	277	9,538.00
T29	Martin, Doug	68	71	68	70	277	9,538.00
T29	Funk, Fred	69	69	68	71	277	9,538.00
T29	Clements, Lennie	67	70	67	73	277	9,538.00
T35	McRoy, Spike	71	69	71	67	278	7,395.00
T35	Stockton, Jr., Dave	70	70	70	68	278	7,395.00
T35	Reid, Mike	70	71	67	70	278	7,395.00
T35	Blackmar, Phil	70	73	64	71	278	7,395.00
T35	Pooley, Don	69	70	67	72	278	7,395.00
T40	Wadkins, Lanny	70	69	74	66	279	4,791.00
T40	Brooks, Mark	72	69	71	67	279	4,791.00
T40	Lickliter, Frank	69	71	70	69	279	4,791.00
T40	Kanada, Craig	68	72	70	69	279	4,791.00
T40	Skinner, Sonny	68	73	69	69	279	4,791.00
T40	Standly, Mike	71	72	67	69	279	4,791.00
T40	Burke, Patrick	69	72	69	69	279	4,791.00
T40	Sullivan, Chip	71	72	67	69	279	4,791.00
T40	Zoeller, Fuzzy	70	73	67	69	279	4,791.00
T40	Stadler, Craig	70	69	69	71	279	4,791.00
T40	Herron, Tim	73	68	65	73	279	4,791.00
T40	McGovern, Jim	70	73	63	73	279	4,791.00
T40	Herrera, Eduardo	71	71	63	74	279	4,791.00
T53	Hayes, J.P.	66	73	73	68	280	3,409.00
T53	Hulbert, Mike	70	72	69	69	280	3,409.00
T53	Armour III, Tommy	70	68	72	70	280	3,409.00
T53	Sindelar, Joey	70	71	69	70	280	3,409.00
T53	Aubrey, Emlyn	72	71	67	70	280	3,409.00
T53	Williamson, Jay	72	69	68	71	280	3,409.00
T53	Faxon, Brad	67	71	69	73	280	3,409.00
T53	Johnson, Eric	64	70	72	74	280	3,409.00
T61	Wolcott, Bob	68	73	72	68	281	3,210.00
T61	Alarcon, Rafael	74	68	71	68	281	3,210.00
T61	Bowden, Craig	71	68	72	70	281	3,210.00
T61	Gallagher, Jr., Jim	69	74	68	70	281	3,210.00
T61	Goydos, Paul	69	69	69	74	281	3,210.00
T66	Jacobsen, Peter	72	70	69	71	282	3,105.00
T66	Fergus, Keith	70	70	69	73	282	3,105.00
T68	Hughes, Bradley	69	72	72	70	283	3,000.00
T68	Edwards, David	73	70	67	73	283	3,000.00
T68	Simpson, Scott	72	69	68	74	283	3,000.00
T68	Wood, Willie	72	70	67	74	283	3,000.00
T68	Black, Ronnie	69	73	67	74	283	3,000.00
T73	Micheel, Shaun	74	69	71	70	284	2,865.00
T73	Waite, Grant	73	69	70	72	284	2,865.00
T73	Morse, John	67	71	69	77	284	2,865.00
T73	Dowdall, John	69	66	70	79	284	2,865.00
T77	Damron, Robert	72	71	71	72	286	2,760.00
T77	Gump, Scott	70	72	73	71	286	2,760.00
T77	Stankowski, Paul	67	76	70	73	286	2,760.00
80	Jurgensen, Steve	73	70	73	73	289	2,700.00
81	Rodriguez, Anthony	67	76	71	76	290	2,670.00

TOURNAMENT RESULTS

1996 CANON GREATER HARTFORD OPEN

June 27-30, 1996
$1,500,000 Purse
Champion: D.A. Weibring

LEADERS:
First Round: Joe Daley and Greg Norman opened at 7-under-par 64. Bob Gilder trailed by two strokes. Norman subsequently was disqualified following Round 2.
Second Round: Kevin Sutherland, at 8-under 132, led D.A. Weibring by one stroke. Daley was two strokes back.
Third Round: Weibring, at 7-under 203, led Sutherland by one stroke. Robert Gamez trailed by two, while Mike Brisky, Tom Kite and Mark Calcavecchia were three back.
Cut: 78 players at 3-over-par 143 from a starting field of 155.

	Player	1R	2R	3R	4R	Total	Money
1	Weibring, D.A.	68	65	70	67	270	$270,000.00
2	Kite, Tom	72	68	66	68	274	162,000.00
T3	Calcavecchia, Mark	71	67	68	69	275	78,000.00
T3	Pride, Dicky	70	70	68	67	275	78,000.00
T3	Zoeller, Fuzzy	75	66	66	68	275	78,000.00
T6	Brisky, Mike	71	72	63	70	276	52,125.00
T6	Edwards, Joel	70	70	68	68	276	52,125.00
8	Faxon, Brad	68	70	71	68	277	46,500.00
T9	Jones, Steve	72	68	71	67	278	40,500.00
T9	Maltbie, Roger	67	71	72	68	278	40,500.00
T9	Sutherland, Kevin	67	65	72	74	278	40,500.00
T12	Blake, Jay Don	71	71	67	70	279	28,500.00
T12	Chamblee, Brandel	72	68	67	72	279	28,500.00
T12	Daley, Joe	64	70	73	72	279	28,500.00
T12	Gilder, Bob	66	69	72	71	279	28,500.00
T12	Tyner, Tray	70	70	68	71	279	28,500.00
T12	Wrenn, Robert	68	71	71	69	279	28,500.00
T18	Bryant, Bart	73	70	71	66	280	18,257.00
T18	Janzen, Lee	73	66	72	69	280	18,257.00
T18	Beck, Chip	69	71	70	70	280	18,257.00
T18	Burke, Patrick	70	67	72	71	280	18,257.00
T18	Freeman, Robin	68	72	71	69	280	18,257.00
T18	Gamez, Robert	71	68	66	75	280	18,257.00
T18	Levi, Wayne	69	69	72	70	280	18,257.00
T25	Browne, Olin	71	69	68	73	281	11,700.00
T25	Fleisher, Bruce	68	70	71	72	281	11,700.00
T25	Mediate, Rocco	70	71	71	69	281	11,700.00
T25	Morse, John	71	69	69	72	281	11,700.00
T25	Nelson, Larry	70	70	69	72	281	11,700.00
T30	Bertsch, Shane	67	72	76	67	282	8,914.00
T30	Jacobsen, Peter	72	70	71	69	282	8,914.00
T30	Rinker, Lee	69	70	74	69	282	8,914.00
T30	Stricker, Steve	73	69	76	64	282	8,914.00
T30	Appleby, Stuart	73	70	69	70	282	8,914.00
T30	Fehr, Rick	69	73	69	71	282	8,914.00
T30	Maginnes, John	71	69	69	73	282	8,914.00
T37	Daly, John	68	74	70	71	283	6,300.00
T37	Estes, Bob	71	70	69	73	283	6,300.00
T37	Henninger, Brian	70	69	69	75	283	6,300.00
T37	Hulbert, Mike	72	70	69	72	283	6,300.00
T37	Lancaster, Neal	67	72	72	72	283	6,300.00
T37	Lowery, Steve	67	73	72	71	283	6,300.00
T37	Pooley, Don	69	70	73	71	283	6,300.00
T37	Rintoul, Steve	70	70	71	72	283	6,300.00
T45	Claar, Brian	71	71	70	72	284	4,515.00
T45	Jurgensen, Steve	70	70	74	70	284	4,515.00
T45	Parnevik, Jesper	74	69	73	70	284	4,515.00
T45	Sindelar, Joey	74	66	72	72	284	4,515.00
T49	Azinger, Paul	69	74	72	70	285	3,634.00
T49	John Inman	71	71	71	72	285	3,634.00
T49	Morse, Andy	75	67	71	72	285	3,634.00
T49	Stankowski, Paul	71	71	73	70	285	3,634.00
T49	Day, Glen	69	72	70	74	285	3,634.00
T49	Sullivan, Mike	67	71	72	75	285	3,634.00
T49	Triplett, Kirk	71	70	70	74	285	3,634.00
T56	Austin, Woody	68	74	74	70	286	3,360.00
T56	Funk, Fred	71	71	70	74	286	3,360.00
T56	Gibson, Kelly	71	71	70	74	286	3,360.00
T56	Hart, Dudley	68	72	72	74	286	3,360.00
T56	Pfiel, Mark	72	71	68	75	286	3,360.00
T61	Byrum, Tom	69	70	74	74	287	3,195.00
T61	Forsman, Dan	71	72	73	71	287	3,195.00
T61	Kraft, Greg	70	71	72	74	287	3,195.00
T61	Lickliter, Frank	73	70	68	76	287	3,195.00
T61	Rymer, Charlie	68	75	68	76	287	3,195.00
T61	Williamson, Jay	71	70	73	73	287	3,195.00
T67	Bean, Andy	70	72	74	73	289	3,030.00
T67	Boros, Guy	73	70	75	71	289	3,030.00
T67	Kratzert, Bill	73	68	74	74	289	3,030.00
T67	Rusnak, Gary	70	73	75	71	289	3,030.00
T67	Stockton, Jr., Dave	69	72	74	74	289	3,030.00
T72	Armour III, Tommy	71	70	79	70	290	2,925.00
T72	Pohl, Dan	70	70	79	71	290	2,925.00
T74	Dunlap, Scott	72	71	70	78	291	2,850.00
T74	Fergus, Keith	73	70	75	73	291	2,850.00
T74	Peoples, David	69	73	75	74	291	2,850.00
T77	Rinker, Larry	71	71	75	75	292	2,775.00
T77	Tryba, Ted	75	68	77	72	292	2,775.00

1995 CANON GREATER HARTFORD OPEN

June 22-25, 1995
$1,200,000 Purse
Champion: Greg Norman

LEADERS:
First Round: Kirk Triplett and Bob Estes, at 6-under-par 64, led by one over Dave Stockton, Jr.
Second Round: Triplett and Greg Norman, at 9-under-par 131, led by two over Grant Waite, Fuzzy Zoeller, Lee Rinker, Michael Bradley, Stockton, Brian Henninger, Ronnie Black and Jerry Haas.
Third Round: Norman, at 14-under-par 196, led by three over Zoeller.
Cut: 78 players at 1-over-par 141.

	Player	1R	2R	3R	4R	Total	Money
1	Norman, Greg	67	64	65	71	267	$216,000.00
T2	Stockton, Jr., Dave	65	68	68	68	269	89,600.00
T2	Triplett, Kirk	64	67	69	69	269	89,600.00
T2	Waite, Grant	66	67	67	69	269	89,600.00
T5	Henninger, Brian	66	67	72	65	270	43,800.00
T5	Pooley, Don	67	72	66	65	270	43,800.00
T5	Zoeller, Fuzzy	70	63	66	71	270	43,800.00
T8	Andrade, Billy	74	65	62	70	271	34,800.00
T8	Bradley, Michael	67	66	69	69	271	34,800.00
T8	Estes, Bob	64	72	68	67	271	34,800.00
T11	Barr, Dave	68	71	68	65	272	26,400.00
T11	Boros, Guy	68	70	64	70	272	26,400.00
T11	Edwards, David	69	67	67	69	272	26,400.00
T11	Pavin, Corey	70	67	66	69	272	26,400.00
T15	Azinger, Paul	67	70	66	70	273	20,400.00
T15	Hart, Dudley	72	67	68	66	273	20,400.00
T15	Singh, Vijay	68	66	68	71	273	20,400.00
T18	Aubrey, Emlyn	66	72	68	68	274	15,120.00
T18	Bates, Pat	70	66	67	71	274	15,120.00
T18	Cink, Stewart	71	67	67	69	274	15,120.00
T18	Haas, Jerry	68	65	71	70	274	15,120.00
T18	Pohl, Dan	69	69	70	66	274	15,120.00
T18	Sills, Tony	67	70	67	70	274	15,120.00
T24	Jones, Steve	68	68	68	71	275	10,230.00
T24	Jordan, Pete	71	68	66	70	275	10,230.00
T24	Perry, Craig	70	69	68	68	275	10,230.00
T24	Peoples, David	73	68	67	67	275	10,230.00
T28	Beck, Chip	67	68	71	70	276	8,160.00
T28	Black, Ronnie	67	66	70	76	276	8,160.00
T28	Hallberg, Gary	71	69	65	71	276	8,160.00
T28	Magee, Andrew	69	66	72	69	276	8,160.00
T28	O'Meara, Mark	68	70	67	71	276	8,160.00
T33	Claar, Brian	70	71	65	71	277	6,480.00
T33	Fleisher, Bruce	71	67	66	73	277	6,480.00
T33	Gotsche, Steve	70	68	69	70	277	6,480.00
T33	Reese, Don	71	68	71	67	277	6,480.00
T33	Rinker, Lee	68	65	73	71	277	6,480.00
T38	Armour III, Tommy	71	68	69	70	278	4,920.00
T38	Green, Ken	73	66	68	71	278	4,920.00
T38	Gump, Scott	70	71	68	69	278	4,920.00
T38	Henke, Nolan	73	68	67	70	278	4,920.00
T38	Howison, Ryan	73	67	67	71	278	4,920.00
T38	Martin, Doug	70	71	69	68	278	4,920.00
T44	Brisky, Mike	72	69	65	73	279	3,432.00
T44	Cook, John	66	72	71	70	279	3,432.00
T44	Fiori, Ed	70	68	67	74	279	3,432.00
T44	Hammond, Donnie	68	73	71	67	279	3,432.00
T44	McCallister, Blaine	72	67	71	69	279	3,432.00
T44	Sindelar, Joey	70	71	70	68	279	3,432.00
T50	Brown, Billy Ray	71	70	67	72	280	2,824.00
T50	Heinen, Mike	70	69	73	68	280	2,824.00
T50	Mayfair, Billy	73	68	72	67	280	2,824.00
T50	Rintoul, Steve	68	68	71	73	280	2,824.00
T50	Wadkins, Bobby	70	71	71	68	280	2,824.00
T50	Wurtz, Mark	71	66	71	72	280	2,824.00
T56	Clements, Lenny	76	65	69	71	281	2,700.00
T56	Stricker, Steve	69	71	70	71	281	2,700.00
T58	Allem, Fulton	69	69	74	70	282	2,592.00
T58	Carnevale, Mark	68	73	68	73	282	2,592.00
T58	Kendall, Skip	70	71	68	73	282	2,592.00
T58	Kraft, Greg	67	72	70	73	282	2,592.00
T58	Porter, Bill	74	67	69	72	282	2,592.00
T58	Smith, Mike	70	71	73	68	282	2,592.00
T58	Standly, Mike	71	69	72	70	282	2,592.00
T65	Faxon, Brad	74	67	71	71	283	2,448.00
T65	McCarron, Scott	70	67	72	74	283	2,448.00
T65	Paulson, Carl	72	68	69	74	283	2,448.00
T65	Pride, Dicky	71	69	72	71	283	2,448.00
T65	Wood, Willie	71	70	68	74	283	2,448.00
T70	Ford, Scott	69	70	75	70	284	2,364.00
T70	Williamson, Jay	71	70	74	69	284	2,364.00
72	Mast, Dick	72	68	72	73	285	2,328.00
T73	Rummels, Dave	67	72	72	75	286	2,292.00
T73	Tryba, Ted	72	69	72	73	286	2,292.00
75	Taylor, Harry	70	71	71	75	287	2,256.00
76	Maltbie, Roger	73	68	78	70	289	2,232.00
77	Sullivan, Tom	69	71	74	77	291	2,208.00

TOURNAMENT RESULTS

1994 CANON GREATER HARTFORD OPEN

June 23-26, 1994

$1,200,000 Purse

Champion: David Frost

LEADERS:
First Round: Clark Dennis, Phil Mickelson, David Frost and Corey Pavin, all at 5-under-par 65, were one stroke in front of six other players.
Second Round: Dave Stockton, Jr., after a second consecutive 4-under-par 66, was at 8-under-par 132. He led by one over Frost.
Third Round: Stockton and Frost were tied at 11-under-par 199, one stroke in front of Greg Norman.
Cut: 71 players at 1-over-par 141.

	Player	1R	2R	3R	4R	Total	Money
1	Frost, David	65	68	66	69	268	$216,000.00
2	Norman, Greg	69	65	66	69	269	129,600.00
T3	Barr, Dave	68	70	68	65	271	57,600.00
T3	Pavin, Corey	65	73	66	67	271	57,600.00
T3	Stockton, Jr., Dave	66	66	67	72	271	57,600.00
T3	Stricker, Steve	70	67	67	67	271	57,600.00
T7	Levi, Wayne	68	66	71	68	273	38,700.00
T7	Triplett, Kirk	71	66	69	67	273	38,700.00
T9	Cook, John	71	67	64	73	275	28,800.00
T9	Day, Glen	72	65	70	68	275	28,800.00
T9	Dennis, Clark	65	72	66	72	275	28,800 00
T9	Green, Ken	69	70	68	68	275	28,800.00
T9	Jacobsen, Peter	68	68	70	69	275	28,800.00
T9	Reid, Mike	66	68	69	72	275	28,800.00
T15	Couples, Fred	71	68	71	66	276	19,200.00
T15	Faxon, Brad	71	69	64	72	276	19,200.00
T15	Perry, Kenny	67	68	69	72	276	19,200.00
T15	Standly, Mike	70	71	64	71	276	19,200.00
T15	Tewell, Doug	67	68	70	71	276	19,200.00
T20	Lowery, Steve	71	66	70	70	277	15,000.00
T20	Silveira, Larry	67	73	71	66	277	15,000.00
T22	Byrum, Tom	69	68	69	72	278	12,000.00
T22	Hoch, Scott	69	67	68	74	278	12,000.00
T22	Tryba, Ted	68	66	69	75	278	12,000.00
T22	Walcher, Rocky	69	69	72	68	278	12,000.00
T26	Chamblee, Brandel	71	68	66	74	279	8,520.00
T26	Delsing, Jay	74	67	69	69	279	8,520.00
T26	Feherty, David	73	68	69	69	279	8,520.00
T26	Humenik, Ed	69	70	69	71	279	8,520.00
T26	Kamm, Brian	75	66	69	69	279	8,520.00
T26	Mickelson, Phil	65	72	70	72	279	8,520.00
T26	Zoeler, Fuzzy	72	64	73	70	279	8,520.00
T33	Dodds, Trevor	71	69	70	70	280	6,205.00
T33	Magee, Andrew	69	71	69	71	280	6,205.00
T33	Morgan, Gil	68	73	68	71	280	6,205.00
T33	Jordan, Pete	66	71	68	75	280	6,205.00
T33	O'Meara, Mark	67	72	69	72	280	6,205.00
T33	Price, Nick	70	70	67	73	280	6,205.00
T33	Springer, Mike	73	67	67	73	280	6,205.00
T40	Maltbie, Roger	68	70	67	76	281	4,440.00
T40	Mizumaki, Yoshinori	70	70	69	72	281	4,440.00
T40	Morse, John	69	69	71	71	281	4,440.00
T40	Pruitt, Dillard	70	71	64	76	281	4,440.00
T40	Sauers, Gene	73	68	66	74	281	4,440.00
T40	Simpson, Scott	70	68	69	74	281	4,440.00
T40	Sluman, Jeff	70	71	71	69	281	4,440.00
T47	Dougherty, Ed	71	70	72	69	282	3,228.00
T47	Hart, Dudley	69	69	72	72	282	3,228.00
T47	Henninger, Brian	69	71	72	70	282	3,228.00
T47	Sullivan, Mike	69	68	74	71	282	3,228.00
T51	Armstrong, Ty	71	70	68	74	283	2,862.00
T51	Elliott, John	72	69	71	71	283	2,862.00
T51	Forsman, Dan	70	70	71	72	283	2,862.00
T51	Hatalsky, Morris	69	72	68	74	283	2,862.00
T55	Allen, Michael	72	69	72	71	284	2,700.00
T55	Andrade, Billy	71	69	69	75	284	2,700.00
T55	Boros, Guy	69	71	72	72	284	2,700.00
T55	Steve Brodie	73	68	72	71	284	2,700.00
T55	Goydos, Paul	71	70	67	76	284	2,700.00
T55	Toms, David	66	68	74	76	284	2,700.00
T61	Britton, Bill	72	65	70	78	285	2,604.00
T61	Browne, Olin	74	67	72	72	285	2,604.00
T63	Kraft, Greg	66	71	73	76	286	2,568.00
T64	Elkington, Steve	66	73	75	73	287	2,532.00
T64	Wurtz, Mark	69	69	72	77	287	2,532.00
T66	Beck, Chip	70	70	69	79	288	2,484.00
T66	Toledo, Esteban	69	70	76	73	288	2,484.00
68	Ozaki, Naomichi "Joe"	69	70	71	79	289	2,448.00
69	Lardon, Brad	72	69	71	78	290	2,424.00
70	Kite, Chris	68	71	74	79	292	2,400.00

1993 CANON GREATER HARTFORD OPEN



June 24-27, 1993

$1,000,000 Purse

Champion: Nick Price

LEADERS:
First Round: Roger Maltbie and Craig Stadler, at 5-under par 65, were a stroke in front of Keith Clearwater, Dan Forsman and John Huston.
Second Round: Corey Pavin, at 8-under-par 132, held a two-shot lead over Clearwater and Mike Springer.
Third Round: Pavin, at 5-under-par 205, was a stroke ahead of Don Pooley and Nick Price.
Cut: 80 players at 4-over-par 144.

	Player	1R	2R	3R	4R	Total	Money
1	Price, Nick	67	70	69	65	271	$180,000.00
T2	Forsman, Dan	66	69	72	65	272	88,000.00
T2	Maltbie, Roger	65	71	71	65	272	88,000.00
4	Pavin, Corey	67	65	73	69	274	48,000.00
T5	Perry, Kenny	68	69	70	68	275	38,000.00
T5	Springer, Mike	69	65	73	68	275	38,000.00
T7	Cook, John	73	68	71	65	277	30,125.00
T7	Kamm, Brian	69	75	69	64	277	30,125.00
T7	Mediate, Rocco	68	70	72	67	277	30,125.00
T7	Pooley, Don	70	70	66	71	277	30,125.00
T11	Conner, Frank	71	70	68	69	278	21,200.00
T11	Fleisher, Bruce	71	65	73	69	278	21,200.00
T11	Huston, John	66	69	72	71	278	21,200.00
T11	Love III, Davis	72	70	68	68	278	21,200.00
T11	Gump, Scott	73	67	69	69	278	21,200.00
T16	Clearwater, Keith	66	68	73	72	279	15,500.00
T16	Faxon, Brad	67	71	75	66	279	15500.00
T16	Lowery, Steve	67	68	72	72	279	15,500.00
T16	Peege, Dave	71	70	72	66	279	15,500.00
T20	Allem, Fulton	70	66	74	70	280	10,833.33
T20	Green, Hubert	70	70	72	68	280	10,833.34
T20	Sluman, Jeff	74	68	69	69	280	10,833.33
T20	Ten Broeck, Lance	69	68	74	69	280	10,833.33
T20	Burke, Patrick	68	72	72	68	280	10833.34
T20	Tucker, Chris	70	72	68	70	280	10,833.33
T26	Kratzert, Billy	71	67	73	70	281	7,550.00
T26	Lohr, Bob	67	73	70	71	281	7,550.00
T26	Triplett, Kirk	68	69	72	72	281	7,550.00
T26	Hart, Dudley	71	70	71	69	281	7,550.00
T30	Bryant, Brad	70	72	69	71	282	5,812.50
T30	Calcavecchia, Mark	67	71	70	74	282	5,812.50
T30	Horgan III, P.H.	72	71	68	71	282	5,812.50
T30	Stadler, Craig	65	71	76	70	282	5,812.50
T30	Tryba, Ted	75	69	67	71	282	5,812.50
T30	Twitty, Howard	73	66	74	69	282	5,812.50
T30	Zabriski, Bruce	74	69	72	67	282	5,812.50
T30	Woodland, Jeff	71	71	71	69	282	5,812.50
T38	Claar, Brian	71	69	74	69	283	3,800.00
T38	Gibson, Kelly	71	70	75	67	283	3,800.00
T38	Haas, Jay	70	72	71	70	283	3,800.00
T38	Ogrin, David	72	71	72	68	283	3,800.00
T38	Overton, Jay	70	69	73	71	283	3,800.00
T38	Taylor, Harry	71	73	68	71	283	3,800.00
T38	Tewell, Doug	71	70	71	71	283	3,800.00
T38	Kraft, Greg	72	67	72	72	283	3,800.00
T38	Ross, John	74	67	71	71	283	3,800.00
T38	Duval, David	70	72	73	68	283	3,800.00
T48	Barr, Dave	72	71	69	72	284	2,620.00
T48	Gilder, Bob	68	72	72	72	284	2,620.00
T48	Humenik, Ed	71	69	76	68	284	2,620.00
T51	Byrum, Tom	71	71	68	75	285	2,340.00
T51	Dodds, Trevor	72	70	70	73	285	2,340.00
T51	Hulbert, Mike	69	69	77	70	285	2,340.00
T51	Persons, Peter	71	72	72	70	285	2,340.00
T51	Sauers, Gene	69	71	73	72	285	2,340.00
T51	Sindelar, Joey	67	73	72	73	285	2,340.00
T51	Goydos, Paul	70	71	76	68	285	2,340.00
T58	Fiori, Ed	67	73	76	70	286	2,190.00
T58	Glasson, Bill	70	73	70	73	286	2,190.00
T58	Mayfair, Billy	71	70	72	73	286	2,190.00
T58	Wood, Willie	71	72	72	71	286	2,190.00
T58	McGovern, Jim	71	73	72	70	286	2,190.00
T58	Cooper, Carl	70	74	72	70	286	2,190.00
T64	Inman, John	73	71	75	69	288	2,090.00
T64	Jackson, David	72	72	75	69	288	2,090.00
T64	Dawson, Marco	72	67	74	75	288	2,090.00
T64	Johnston, Jimmy	71	72	74	71	288	2,090.00
T68	Cheesman, Barry	71	72	72	74	289	2,000.00
T68	Hammond, Donnie	72	70	76	71	289	2,000.00
T68	Trixler, Dennis	70	74	72	73	289	2,000.00
T68	Wadkins, Bobby	70	74	72	73	289	2,000.00
T68	Lamontagne, Steve	68	70	77	74	289	2,000.00
73	Schiene, Marty	69	75	74	72	290	1,940.00
T74	Bradley, Michael	73	70	76	72	291	1,900.00
T74	Donald, Mike	71	70	75	75	291	1,900.00
T74	Standly, Mike	76	68	77	70	291	1,900.00
77	Watson, Denis	72	70	77	74	293	1860.00
T78	Hinkle, Lon	73	70	79	72	294	1,830.00
T78	Allen, Michael	72	71	74	77	294	1,830.00
80	Adams, John	77	66	77	78	298	1,800.00

TOURNAMENT RESULTS

1992 CANON GREATER HARTFORD OPEN

July 30-August 2, 1992
$1,000,000 Purse
Champion: Lanny Wadkins

LEADERS:
First Round: Ed Humenik and Kenny Knox at 6-under-par 64, held a one-shot lead over Ted Schulz and Sonny Skinner.
Second Round: Gil Morgan, at 6-under-par 134 following a 68, had a one-stroke advantage over seven golfers: Knox, Skinner, Roger Maltbie, Lee Janzen, Billy Mayfair, Bob Eastwood and Nick Price.
Third Round: Donnie Hammond carded a two-birdie, bogey-free round, good for 68 and 204 total, plus a one-shot edge over Morgan (71) and Bob Estes (68).
Cut: 79 players at 2-over-par 142.

	Player	1R	2R	3R	4R	Total	Money
1	Wadkins, Lanny	68	70	71	65	274	$180,000.00
T2	Forsman, Dan	69	69	68	70	276	74,666.67
T2	Hammond, Donnie	66	70	68	72	276	74,666.66
T2	Price, Nick	68	67	72	69	276	74,666.67
T5	Estes, Bob	68	69	68	72	277	36,500.00
T5	Morgan, Gil	66	68	71	72	277	36,500.00
T5	Sluman, Jeff	67	70	70	70	277	36,500.00
T8	Blackmar, Phil	69	72	70	67	278	29,000.00
T8	Green, Ken	68	72	70	68	278	29,000.00
T8	Mayfair, Billy	69	66	71	72	278	29,000.00
T11	Janzen, Lee	68	67	73	71	279	22,000.00
T11	Kite, Tom	72	67	72	68	279	22,000.00
T11	Pooley, Don	68	70	70	71	279	22,000.00
T11	Smith, Mike	73	67	70	69	279	22,000.00
T15	Barr, Dave	71	71	71	67	280	14,525.00
T15	Brown, Billy Ray	67	69	74	70	280	14,525.00
T15	Claar, Brian	68	70	71	71	280	14,525.00
T15	Fehr, Rick	66	72	69	73	280	14,525.00
T15	Haas, Jay	69	73	70	68	280	14,525.00
T15	Maltbie, Roger	66	69	72	73	280	14,525.00
T15	Weibring, D.A.	70	66	71	73	280	14,525.00
T15	Whisman, Greg	69	71	68	72	280	14,525.00
T23	Wrenn, Robert	73	69	67	72	281	9,600.00
T23	Skinner, Sonny	65	70	75	71	281	9,600.00
T23	Hart, Dudley	68	70	68	75	281	9,600.00
T26	Bryant, Brad	71	68	70	73	282	6,665.00
T26	Calcavecchia, Mark	67	71	71	73	282	6,665.00
T26	Fleisher, Bruce	69	71	74	68	282	6,665.00
T26	Friend, Bob	71	71	70	70	282	6,665.00
T26	Parry, Craig	73	68	70	71	282	6,665.00
T26	Reid, Mike	68	71	72	71	282	6,665.00
T26	Schulz, Ted	65	71	76	70	282	6,665.00
T26	Toms, David	69	72	75	66	282	6,665.00
T26	Young, Kim	71	71	70	70	282	6,665.00
T26	Carnevale, Mark	71	69	70	72	282	6,665.00
T36	Huston, John	70	69	75	69	283	4,608.33
T36	McCallister, Blaine	68	72	72	71	283	4,608.33
T36	McCumber, Mark	69	73	72	69	283	4,608.34
T36	Mudd, Jodie	68	68	74	73	283	4,608.33
T36	Hallet, Jim	72	70	72	69	283	4,608.34
T36	Lesher, Greg	68	68	74	73	283	4,608.33
T42	Clampett, Bobby	71	69	74	70	284	3,600.00
T42	Henke, Nolan	68	72	72	72	284	3,600.00
T42	Hoch, Scott	67	72	71	74	284	3,600.00
T42	Gump, Scott	67	72	75	70	284	3,600.00
T46	Crenshaw, Ben	73	69	74	69	285	2674.29
T46	Eastwood, Bob	66	69	73	77	285	2,674.28
T46	Gibson, Kelly	69	71	69	76	285	2,674.28
T46	Hallberg, Gary	66	74	78	67	285	2,674.29
T46	Rinker, Larry	68	73	72	72	285	2,674.29
T46	Triplett, Kirk	68	68	71	78	285	2,674.28
T46	Adcock, Mitch	71	71	71	72	285	2,674.29
T53	Brooks, Mark	71	71	71	73	286	2,304.00
T53	Byrum, Tom	70	69	78	69	286	2,304.00
T53	Fiori, Ed	69	73	69	75	286	2,304.00
T53	Humenik, Ed	64	74	78	70	286	2,304.00
T53	Inman, John	71	68	73	74	286	2,304.00
T58	Anderson, Jerry	69	72	71	75	287	2,170.00
T58	Armour III, Tommy	70	70	78	69	287	2,170.00
T58	Funk, Fred	72	68	72	75	287	2,170.00
T58	Gamez, Robert	71	68	76	72	287	2,170.00
T58	Hart, Steve	73	69	75	70	287	2,170.00
T58	Hinkle, Lon	71	69	77	70	287	2,170.00
T58	Standly, Mike	69	70	73	75	287	2,170.00
T58	Ross, John	68	72	75	72	287	2,170.00
T66	Irwin, Hale	69	72	72	75	288	2,040.00
T66	Jacobsen, Peter	68	69	76	75	288	2,040.00
T66	Knox, Kenny	64	71	77	76	288	2,040.00
T66	O'Meara, Mark	71	67	81	69	288	2,040.00
T66	Burke, Patrick	68	74	72	74	288	2,040.00
T71	Sutton, Hal	69	69	73	78	289	1,970.00
T71	Ten Broeck, Lance	71	71	77	70	289	1,970.00
T73	Fabel, Brad	70	71	74	75	290	1,910.00
T73	Freeman, Robin	67	73	75	75	290	1,910.00
T73	Pruitt, Dillard	66	72	79	73	290	1,910.00
T73	Zabriski, Bruce	71	69	77	73	290	1,910.00
T77	Bryant, Bart	69	71	78	74	292	1,850.00
T77	Lamontagne, Steve	75	66	73	78	292	1,850.00
79	Browne, Olin	69	73	77	75	294	1,820.00

1991 CANON GREATER HARTFORD OPEN

July 25-28, 1991
$1,000,000 Purse
Champion: Billy Ray Brown | **Sudden Death Playoff**

LEADERS:
First Round: Jim Hallet fired a 6-under-par 64, and led by one over Dillard Pruitt, Corey Pavin, Mark Calcavecchia and Scott Hoch.
Second Round: Pavin at 8-under-par 132, led a stroke over Billy Mayfair, Jim Gallagher and Hoch.
Third Round: Rick Fehr at 9-under-par 201 led by one over Pavin.
Cut: 74 players at 1-over-par 141.

	Player	1R	2R	3R	4R	Total	Money
1	Brown, Billy Ray	67	72	65	67	271	$180,000.00
T2	Fehr, Rick	68	67	66	70	271	88,000.00
T2	Pavin, Corey	65	67	70	69	271	88,000.00
T4	Andrade, Billy	72	66	66	68	272	41,333.33
T4	Gallagher, Jr., Jim	68	65	70	69	272	41,333.33
T4	Roberts, Loren	68	69	68	67	272	41,333.34
T7	Pohl, Dan	70	69	67	67	273	31,166.67
T7	Reid, Mike	71	69	68	65	273	31,166.67
T7	Rinker, Larry	71	66	66	70	273	31,166.66
T10	Barr, Dave	67	69	71	67	274	24,000.00
T10	Forsman, Dan	67	67	71	69	274	24,000.00
T10	Green, Ken	67	69	71	67	274	24,000.00
T10	Perry, Kenny	67	67	70	70	274	24,000.00
T14	Edwards, David	67	69	71	68	275	16,500.00
T14	Mayfair, Billy	68	65	70	72	275	16,500.00
T14	McCumber, Mark	70	69	68	68	275	16,500.00
T14	Peoples, David	67	71	68	69	275	16,500.00
T14	McGovern, Jim	69	71	67	68	275	16,500.00
T14	Hallet, Jim	64	71	68	72	275	16,500.00
T20	Hulbert, Mike	67	72	67	70	276	11,650.00
T20	Sindelar, Joey	68	70	68	70	276	11,650.00
T20	Stewart, Ray	69	69	70	68	276	11,650.00
T20	Twitty, Howard	69	72	66	69	276	11,650.00
T24	Benepe, Jim	70	69	69	69	277	8,300.00
T24	Brooks, Mark	71	69	69	68	277	8,300.00
T24	Faxon, Brad	69	70	70	68	277	8,300.00
T24	Sullivan, Mike	67	68	69	73	277	8,300.00
T24	Hart, Dudley	70	69	70	68	277	8,300.00
T29	Adams, John	71	65	72	70	278	5,955.56
T29	Beck, Chip	72	66	69	71	278	5,955.55
T29	Black, Ronnie	72	69	68	69	278	5,955.56
T29	Byrum, Tom	72	67	70	69	278	5,955.56
T29	Hoch, Scott	65	68	70	75	278	5,955.55
T29	Inman, John	70	69	67	72	278	5,955.55
T29	Sutton, Hal	70	70	70	68	278	5955.56
T29	Weibring, D.A.	71	70	69	68	278	5,955.56
T29	Thompson, Dicky	73	68	65	72	278	5,955.55
T38	Humenik, Ed	69	70	69	71	279	4,400.00
T38	Maggert, Jeff	70	70	68	71	279	4,400.00
T38	Mediate, Rocco	70	67	69	73	279	4,400.00
T38	Sluman, Jeff	69	69	70	71	279	4,400.00
T42	Booros, Jim	72	67	72	69	280	3,072.00
T42	Burroughs, Clark	69	70	70	71	280	3,072.00
T42	Calcavecchia, Mark	65	71	73	71	280	3,072.00
T42	Cook, John	71	70	70	69	280	3,072.00
T42	Edwards, Joel	69	70	71	70	280	3,072.00
T42	Jones, Steve	70	71	68	71	280	3,072.00
T42	Sander, Bill	69	71	73	67	280	3,072.00
T42	Springer, Mike	71	69	71	69	280	3,072.00
T42	Ten Broeck, Lance	69	69	71	71	280	3,072.00
T42	Wrenn, Robert	70	70	69	71	280	3,072.00
T52	Rummells, Dave	75	66	70	70	281	2,345.00
T52	Woodward, Jim	68	72	70	71	281	2,345.00
T52	Allen, Michael	69	68	74	70	281	2,345.00
T52	Lancaster, Neal	71	70	71	69	281	2,345.00
T56	Britton, Bill	67	69	73	73	282	2,230.00
T56	Haas, Jay	69	69	71	73	282	2,230.00
T56	Hammond, Donnie	71	67	72	72	282	2,230.00
T56	McGowan, Pat	70	71	70	71	282	2,230.00
T56	Pruitt, Dillard	65	72	72	73	282	2,230.00
T56	Smith, Mike	70	71	70	71	282	2,230.00
T62	Fiori, Ed	71	70	70	72	283	2,120.00
T62	Hatalsky, Morris	72	66	72	73	283	2,120.00
T62	McCallister, Blaine	68	69	75	71	283	2,120.00
T62	Wiebe, Mark	70	68	73	72	283	2,120.00
T62	Norton, Bryan	68	69	72	74	283	2,120.00
67	Wolcott, Bob	71	69	71	73	284	2,060.00
T68	Thorpe, Jim	72	69	77	67	285	2,030.00
T68	Watson, Denis	68	69	76	72	285	2,030.00
70	Ladehoff, Greg	68	70	72	76	286	2,000.00
71	Claar, Brian	70	71	74	72	287	1,980.00
72	Dodds, Trevor	72	68	78	70	288	1,960.00
T73	Baker-Finch, Ian	70	70	77	73	290	1,930.00
T73	Triplett, Kirk	70	70	75	75	290	1,930.00

TOURNAMENT RESULTS

1990 CANON GREATER HARTFORD OPEN

June 28-July 1, 1990
$1,000,000 Purse
Champion: Wayne Levi

LEADERS:
First Round: Chris Perry shot a 7-under par 63 to lead Steve Jones by one shot.
Second Round: Bob Eastwood recorded a 6-under par 64 for a two day total 131 to lead five players by one stroke.
Third Round: Nolan Henke and Brad Fabel both added 67's for a 54 hole total of 199 and a one shot lead over Wayne Levi, John Cook and Chris Perry.
Cut: 75 players at 1-under-par 139.

	Player	1R	2R	3R	4R	Total	Money
1	Levi, Wayne	67	66	67	67	267	$180,000.00
T2	Calcavecchia, Mark	67	67	68	67	269	66,000.00
T2	Fabel, Brad	67	65	67	70	269	66,000.00
T2	Mediate, Rocco	65	69	70	65	269	66,000.00
T2	Perry, Chris	63	69	68	69	269	66,000.00
T6	Henke, Nolan	65	67	67	71	270	32,375.00
T6	Lohr, Bob	70	68	68	64	270	32,375.00
T6	Roberts, Loren	67	66	68	69	270	32,375.00
T6	Tennyson, Brian	69	69	65	67	270	32,375.00
T10	Canipe, David	67	68	72	64	271	25,000.00
T10	Cook, John	70	63	67	71	271	25,000.00
T10	Wrenn, Robert	70	66	70	65	271	25,000.00
T13	Azinger, Paul	68	68	68	68	272	16,625.00
T13	Booros, Jim	66	69	66	71	272	16,625.00
T13	Claar, Brian	66	69	67	70	272	16,625.00
T13	Huston, John	70	66	70	66	272	16,625.00
T13	Simpson, Tim	66	67	69	70	272	16,625.00
T13	Triplett, Kirk	69	66	68	69	272	16,625.00
T13	Trittler, Paul	67	67	67	71	272	16,625.00
T13	Weibring, D.A.	69	64	70	69	272	16,625.00
T21	Andrade, Billy	69	70	69	65	273	10,000.00
T21	Grady, Wayne	66	68	71	68	273	10,000.00
T21	Green, Hubert	66	71	68	68	273	10,000.00
T21	Jones, Steve	64	68	69	72	273	10,000.00
T21	Pate, Steve	70	68	71	64	273	10,000.00
T21	Sutton, Hal	69	69	70	65	273	10,000.00
T27	Britton, Bill	70	67	70	67	274	6,516.67
T27	Forsman, Dan	65	74	71	64	274	6,516.67
T27	Gallagher, Jr., Jim	71	66	68	69	274	6,516.66
T27	Green, Ken	66	69	71	68	274	6,516.67
T27	Horgan III, P.H.	68	71	67	68	274	6,516.66
T27	Mize, Larry	70	69	67	68	274	6,516.66
T27	Perry, Kenny	68	66	73	67	274	6,516.67
T27	Sander, Bill	73	66	67	68	274	6,516.67
T27	Adcock, Mitch	68	68	70	68	274	6,516.67
T36	Blackmar, Phil	67	69	71	68	275	4,406.25
T36	Eastwood, Bob	67	64	72	72	275	4,406.25
T36	Elkington, Steve	65	71	70	69	275	4,406.25
T36	Mayfair, Billy	66	66	73	70	275	4,406.25
T36	Pruitt, Dillard	68	69	74	64	275	4,406.25
T36	Stewart, Ray	68	68	66	73	275	4,406.25
T36	Wiebe, Mark	67	68	67	73	275	4,406.25
T36	Wolcott, Bob	67	67	71	70	275	4,406.25
44	Barr, Dave	67	68	73	68	276	3,500.00
T45	Clements, Lennie	70	67	72	68	277	2,752.50
T45	Gardner, Buddy	67	72	68	70	277	2,752.50
T45	Haas, Jay	65	70	72	70	277	2,752.50
T45	Jacobsen, Peter	68	70	69	70	277	2,752.50
T45	McCallister, Blaine	68	67	71	71	277	2,752.50
T45	McGowan, Pat	72	65	68	72	277	2,752.50
T45	Price, Nick	66	69	71	71	277	2,752.50
T45	Silveira, Larry	68	70	70	69	277	2,752.50
T53	Black, Ronnie	70	68	71	69	278	2,304.00
T53	Clampett, Bobby	68	71	68	71	278	2,304.00
T53	Hart, Jeff	69	69	71	69	278	2,304.00
T53	Snead, J.C.	71	68	71	68	278	2,304.00
T53	Wilson, Jeffrey	68	67	75	68	278	2,304.00
T58	Haas, Jerry	68	70	72	69	279	2,200.00
T58	Hulbert, Mike	71	68	69	71	279	2,200.00
T58	Inman, John	69	69	72	69	279	2,200.00
T58	Jaeckel, Barry	66	72	74	67	279	2,200.00
T58	Mudd, Jodie	68	69	70	72	279	2,200.00
T63	Aubrey, Emlyn	69	68	71	72	280	2,100.00
T63	Brooks, Mark	70	67	73	70	280	2,100.00
T63	Burroughs, Clark	67	72	70	71	280	2,100.00
T63	Byrum, Curt	68	68	72	72	280	2,100.00
T63	Heintzelman, Webb	69	68	70	73	280	2,100.00
T68	Ferenz, Jack	69	70	71	71	281	2,030.00
T68	Hickman, Greg	68	70	72	71	281	2,030.00
T70	Fiori, Ed	71	67	74	71	283	1,990.00
T70	Twitty, Howard	72	66	72	73	283	1,990.00
T72	Adams, John	68	70	76	70	284	1,940.00
T72	Ten Broeck, Lance	68	68	79	69	284	1,940.00
T72	Harrington, Dennis	69	68	71	76	284	1,940.00

1989 CANON GREATER HARTFORD OPEN

July 6-9, 1989
$1,000,000 Purse
Champion: Paul Azinger

LEADERS:
First Round: Kenny Knox, Paul Azinger and Bob Gilder shot a 6-under par 65 to lead five golfers by one stroke.
Second Round: Knox added a 67 for a 36-hole total 132 to lead Clark Burroughs by one stroke.
Third Round: Wayne Levi enjoyed the low round of the day with a 64 for a three round total 201 to tie Knox and Wayne Grady. 14 players were within three shots of the lead.
Cut: 76 players at 2-under par 140.

	Player	1R	2R	3R	4R	Total	Money
1	Azinger, Paul	65	70	67	65	267	$180,000.00
2	Levi, Wayne	69	68	64	67	268	108,000.00
3	Rummells, Dave	70	67	67	66	270	68,000.00
T4	Calcavecchia, Mark	67	68	67	69	271	41,333.33
T4	Carter, Jim	66	68	71	66	271	41,333.34
T4	Trevino, Lee	70	64	70	67	271	41,333.33
T7	Burroughs, Clark	66	67	70	69	272	29,100.00
T7	Maltbie, Roger	66	69	69	68	272	29,100.00
T7	McCallister, Blaine	69	69	67	67	272	29,100.00
T7	Shirey, Jr., Don	70	67	68	67	272	29,100.00
T7	Sutton, Hal	67	71	68	66	272	29,100.00
T12	Fehr, Rick	71	67	65	70	273	22,000.00
T12	Grady, Wayne	69	67	65	72	273	22,000.00
T14	Haas, Jay	70	68	67	69	274	18,000.00
T14	Rose, Clarence	68	72	66	68	274	18,000.00
T14	Tennyson, Brian	66	71	66	71	274	18,000.00
T17	Black, Ronnie	66	70	71	68	275	12,222.22
T17	Frost, David	69	65	70	71	275	12,222.22
T17	Hoch, Scott	70	69	66	70	275	12,222.22
T17	Lye, Mark	70	70	68	67	275	12,222.23
T17	Mahaffey, John	67	68	70	70	275	12,222.22
T17	McGowan, Pat	71	68	69	67	275	12,222.23
T17	Roberts, Loren	67	69	71	68	275	12,222.22
T17	Simpson, Tim	73	66	68	68	275	12,222.22
T17	Tewell, Doug	69	66	68	72	275	12,222.22
T26	Barr, Dave	72	67	67	70	276	6,950.00
T26	Britton, Bill	67	67	68	74	276	6,950.00
T26	Brooks, Mark	70	66	70	70	276	6,950.00
T26	Cochran, Russ	69	70	65	72	276	6,950.00
T26	Crenshaw, Ben	70	66	71	69	276	6,950.00
T26	Schulz, Ted	67	70	67	72	276	6,950.00
T26	Wadkins, Bobby	71	67	69	69	276	6,950.00
T26	Wrenn, Robert	68	66	73	69	276	6,950.00
T34	Hulbert, Mike	68	70	69	70	277	4,942.85
T34	Humenik, Ed	68	69	71	69	277	4,942.86
T34	Knox, Kenny	65	67	69	76	277	4,942.85
T34	McComish, John	68	69	71	69	277	4,942.86
T34	McCord, Gary	68	69	70	70	277	4,942.86
T34	O'Grady, Mac	69	71	68	69	277	4,942.86
T34	Twitty, Howard	67	68	75	67	277	4,942.86
T41	Byrum, Curt	69	69	72	68	278	3,600.00
T41	Gallagher, Jr., Jim	70	68	68	72	278	3,600.00
T41	Gilder, Bob	65	74	69	70	278	3,600.00
T41	Horgan III, P.H.	70	67	71	70	278	3,600.00
T41	Pate, Steve	69	68	69	72	278	3,600.00
T41	Pernice, Jr., Tom	69	68	72	69	278	3,600.00
T47	Brown, Billy Ray	71	67	68	73	279	2,568.57
T47	Fiori, Ed	67	69	74	69	279	2,568.57
T47	Green, Ken	71	67	68	73	279	2,568.57
T47	Grimes, Tony	69	70	65	75	279	2,568.57
T47	Petrovic, Tim	67	72	70	70	279	2,568.57
T47	Thompson, Leonard	68	70	69	72	279	2,568.57
T47	Upper, Brett	70	70	73	66	279	2,568.58
T54	Andrade, Billy	68	71	70	71	280	2,270.00
T54	Bryant, Brad	69	69	69	73	280	2,270.00
T54	Canipe, David	68	70	69	73	280	2,270.00
T54	Mediate, Rocco	72	67	68	73	280	2,270.00
T54	Ogrin, David	67	70	73	70	280	2,270.00
T54	Hallet, Jim	68	67	73	72	280	2,270.00
T60	Freeman, Robin	70	70	74	67	281	2,170.00
T60	Green, Hubert	69	69	70	73	281	2,170.00
T60	Lohr, Bob	68	71	71	71	281	2,170.00
T60	Peoples, David	69	70	74	68	281	2,170.00
T64	Armour III, Tommy	71	69	70	72	282	2,090.00
T64	Baker-Finch, Ian	70	69	74	69	282	2,090.00
T64	Kratzert, Billy	72	68	69	73	282	2,090.00
T64	Zoeller, Fuzzy	68	69	69	76	282	2,090.00
T68	Kay Jr., Jack	70	70	72	71	283	2,030.00
T68	Silveira, Larry	72	68	70	73	283	2,030.00
T70	Funk, Fred	71	69	73	71	284	1,980.00
T70	Sills, Tony	69	70	74	71	284	1,980.00
T70	Ten Broeck, Lance	70	70	72	72	284	1,980.00
73	Stewart, Ray	71	69	70	75	285	1,940.00
74	Huston, John	69	70	71	78	288	1,920.00
75	Chen, T.C.	69	70	76	79	294	1,900.00

TOURNAMENT RESULTS

1988 CANON SAMMY DAVIS JR. GREATER HARTFORD OPEN

July 21-24, 1988

$700,000 Purse

Champion: Mark Brooks | **Sudden Death Playoff**

LEADERS:
First Round: Roger Maltbie shot a 7-under par 64 to take a one shot lead over Brad Faxon, Donnie Hammond and Joey Sindelar.
Second Round: Mark Brooks shot a 65 for a two round total 131 and a single stroke advantage over Maltbie and Clark Burroughs.
Third Round: Ronnie Black enjoyed the low round of the day with a 65 for a 54-hole total 200 and a first place tie with Mark Calcavecchia and Brooks.
Cut: 73 players at 2-under par 140.

	Player	1R	2R	3R	4R	Total	Money
1	Brooks, Mark	66	65	69	69	269	$126,000.00
T2	Barr, Dave	69	67	70	63	269	61,600.00
T2	Sindelar, Joey	65	72	67	65	269	61,600.00
T4	Black, Ronnie	66	69	65	70	270	30,800.00
T4	Calcavecchia, Mark	67	66	67	70	270	30,800.00
T6	Maltbie, Roger	64	68	72	67	271	24,325.00
T6	Upper, Brett	67	66	69	69	271	24,325.00
T8	Archer, George	70	66	67	69	272	19,600.00
T8	Clements, Lennie	68	70	68	66	272	19,600.00
T8	Faxon, Brad	65	69	69	69	272	19,600.00
T8	McCallister, Blaine	68	66	69	69	272	19,600.00
T12	Hayes, Mark	67	69	69	68	273	15,400.00
T12	Perry, Kenny	67	68	68	70	273	15,400.00
T14	Allem, Fulton	67	68	67	72	274	11,900.00
T14	Lohr, Bob	67	71	69	67	274	11,900.00
T14	Lowery, Steve	66	72	70	66	274	11,900.00
T14	Mediate, Rocco	69	70	67	68	274	11,900.00
T14	Sauers, Gene	68	68	69	69	274	11,900.00
T19	Burroughs, Clark	66	66	74	69	275	7,365.55
T19	Byrum, Curt	69	70	69	67	275	7,365.56
T19	Byrum, Tom	70	69	70	66	275	7,365.56
T19	Delsing, Jay	66	73	70	66	275	7,365.56
T19	Pearson, Rick	69	69	70	67	275	7,365.56
T19	Rummells, Dave	69	69	69	68	275	7,365.56
T19	Sills, Tony	70	67	67	71	275	7,365.55
T19	Thomas, Steve	69	69	68	69	275	7,365.55
T19	Trevino, Lee	67	69	74	65	275	7,365.55
T28	Armour III, Tommy	69	66	68	73	276	4,865.00
T28	Azinger, Paul	69	71	67	69	276	4,865.00
T28	Edwards, Danny	69	67	69	71	276	4,865.00
T28	Levi, Wayne	67	67	74	68	276	4,865.00
T32	Andrade, Billy	71	66	69	71	277	4,051.50
T32	Gallagher, Jr., Jim	68	71	69	69	277	4,051.50
T32	Green, Ken	66	70	71	70	277	4,051.50
T32	Norris, Tim	70	66	70	71	277	4,051.50
T36	Bryant, Brad	69	71	71	67	278	3,013.78
T36	Cook, John	70	69	68	71	278	3,013.78
T36	Green, Hubert	70	65	73	70	278	3,013.77
T36	Inman, John	69	66	72	71	278	3,013.77
T36	Morgan, Gil	67	70	69	72	278	3,013.78
T36	Pruitt, Dillard	69	71	66	72	278	3,013.78
T36	Taylor, Harry	68	72	69	69	278	3,013.78
T36	Tennyson, Brian	69	71	69	69	278	3,013.78
T36	Tewell, Doug	68	71	69	70	278	3,013.78
T45	Adams, John	68	71	69	71	279	2,002.00
T45	Bender, Mike	70	70	68	71	279	2,002.00
T45	Biancalana, Roy	71	69	70	69	279	2,002.00
T45	Gilder, Bob	71	69	72	67	279	2,002.00
T45	McCord, Gary	68	68	74	69	279	2,002.00
T45	Rose, Clarence	69	71	69	70	279	2,002.00
T51	Eichelberger, Dave	73	66	67	74	280	1,657.60
T51	Jaeckel, Barry	68	70	69	73	280	1,657.60
T51	Kratzert, Billy	67	72	73	68	280	1,657.60
T51	Snead, J.C.	70	67	67	76	280	1,657.60
T51	Stewart, Ray	71	67	70	72	280	1,657.60
T56	Booros, Jim	68	71	68	74	281	1,575.00
T56	Cerda, Antonio O.	67	73	70	71	281	1,575.00
T56	Hammond, Donnie	65	68	78	70	281	1,575.00
T56	Hallet, Jim	67	72	71	71	281	1,575.00
T60	Blackburn, Mike	69	70	72	71	282	1,519.00
T60	Curl, Rod	69	68	70	75	282	1,519.00
T60	Donald, Mike	67	70	75	70	282	1,519.00
T60	Grady, Wayne	70	68	70	74	282	1,519.00
T64	Hulbert, Mike	68	72	73	70	283	1,470.00
T64	Twitty, Howard	70	70	69	74	283	1,470.00
T64	Zabriski, Bruce	70	67	74	72	283	1,470.00
67	Haas, Jay	68	72	72	72	284	1,442.00
T68	Conner, Frank	72	67	73	73	285	1,414.00
T68	Forsman, Dan	73	67	74	71	285	1,414.00
T68	Streck, Ron	67	73	73	72	285	1,414.00
T71	Dent, Jim	71	68	75	72	286	1,379.00
T71	McCullough, Mike	67	69	72	78	286	1,379.00

1987 CANON SAMMY DAVIS JR. GREATER HARTFORD OPEN

June 25-28, 1987

$700,000 Purse

Champion: Paul Azinger

LEADERS:
First Round: Wayne Levi, with a seven-under par 64 led by one over Dan Forsman, Bernhard Langer, Jim Thorpe and Denis Watson.
Second Round: Langer, at 12-under par 130, led by two over Levi.
Third Round: Paul Azinger with an eight-under par 63 was at 16-under par 197 and led by three shots.
Cut: 86 players at even par 142 or better.

	Player	1R	2R	3R	4R	Total	Money
1	Azinger, Paul	69	65	63	72	269	$126,000.00
T2	Forsman, Dan	65	69	69	67	270	61,600.00
T2	Levi, Wayne	64	68	68	70	270	61,600.00
T4	Sauers, Gene	66	68	68	70	272	30,800.00
T4	Trevino, Lee	67	69	70	66	272	30,800.00
T6	Inman, John	70	66	67	70	273	24,325.00
T6	Tewell, Doug	68	68	68	69	273	24,325.00
T8	Langer, Bernhard	65	65	72	72	274	20,300.00
T8	Lohr, Bob	68	68	67	71	274	20,300.00
T8	Watson, Denis	65	72	69	68	274	20,300.00
T11	Morgan, Gil	70	67	67	71	275	15,400.00
T11	Rummells, Dave	72	67	68	68	275	15,400.00
T11	Watson, Tom	67	68	70	70	275	15,400.00
T11	Zoeller, Fuzzy	67	73	67	68	275	15,400.00
T15	Beck, Chip	69	68	69	70	276	11,200.00
T15	Cochran, Russ	69	71	65	71	276	11200.00
T15	Pohl, Dan	69	68	70	69	276	11200.00
T15	Rose, Clarence	68	68	70	70	276	11,200.00
T15	Sills, Tony	71	68	67	70	276	11,200.00
T20	Haas, Jay	69	71	70	67	277	8,155.00
T20	Love III, Davis	71	67	69	70	277	8,155.00
T20	McCumber, Mark	71	68	69	69	277	8,155.00
T20	Sieckmann, Tom	71	70	67	69	277	8,155.00
T24	Canipe, David	70	69	68	71	278	5,810.00
T24	Carter, Jim	71	70	64	73	278	5,810.00
T24	Heafner, Vance	68	67	71	72	278	5,810.00
T24	Simpson, Tim	68	69	67	74	278	5,810.00
T24	Thorpe, Jim	65	70	73	70	278	5,810.00
T29	Burns, George	72	67	69	71	279	4,550.00
T29	Fiori, Ed	72	68	69	70	279	4,550.00
T29	Irwin, Hale	72	68	70	69	279	4,550.00
T29	Snead, J.C.	68	70	70	71	279	4,550.00
T29	Streck, Ron	68	72	70	69	279	4,550.00
T34	Hulbert, Mike	68	70	70	72	280	3,692.50
T34	Jacobsen, Peter	70	71	70	69	280	3,692.50
T34	Pate, Steve	67	71	70	72	280	3,692.50
T34	Twitty, Howard	68	72	68	72	280	3,692.50
T38	O'Meara, Mark	70	70	73	68	281	3,010.00
T38	Smith, Mike	71	70	69	71	281	3,010.00
T38	Sullivan, Mike	68	72	73	68	281	3,010.00
T38	Wood, Willie	73	68	70	70	281	3,010.00
T38	Wrenn, Robert	71	70	70	70	281	3,010.00
T43	Black, Ronnie	69	67	73	73	282	2,184.00
T43	Britton, Bill	71	71	70	70	282	2,184.00
T43	Dillard, Andy	70	70	69	73	282	2,184.00
T43	Donald, Mike	70	72	72	68	282	2184.00
T43	Faxon, Brad	70	72	69	71	282	2,184.00
T43	Gilder, Bob	70	72	66	74	282	2,184.00
T43	Waldorf, Duffy	70	71	69	72	282	2,184.00
T50	Claar, Brian	69	69	69	76	283	1,653.75
T50	Clements, Lennie	69	71	72	71	283	1,653.75
T50	Cole, Bobby	71	71	70	71	283	1,653.75
T50	Hoch, Scott	72	69	69	73	283	1,653.75
T50	Maltbie, Roger	71	71	68	73	283	1,653.75
T50	Taylor, Harry	68	67	73	75	283	1,653.75
T50	Thompson, Robert	71	71	69	72	283	1,653.75
T50	Zokol, Richard	72	69	71	71	283	1,653.75
T58	Barr, Jr., Ray	72	70	71	71	284	1533.00
T58	Gallagher, Jr., Jim	68	74	69	73	284	1,533.00
T58	Graham, Lou	72	70	70	72	284	1,533.00
T58	Greer, Brad	69	72	70	73	284	1,533.00
T58	Jaeckel, Barry	71	69	70	74	284	1,533.00
T58	Mast, Dick	70	71	72	71	284	1,533.00
64	Clampett, Bobby	70	72	71	72	285	1,484.00
T65	Calcavecchia, Mark	68	71	68	79	286	1,435.00
T65	Gonzalez, Ernie	67	75	72	72	286	1,435.00
T65	McGowan, Pat	73	69	72	72	286	1,435.00
T65	Roberts, Loren	71	70	73	72	286	1,435.00
T65	Thompson, Leonard	75	67	72	72	286	1,435.00
T65	Verplank, Scott	71	69	73	73	286	1,435.00
T71	Arnette, Dewey	70	71	73	73	287	1,330.00
T71	Blackmar, Phil	73	67	73	74	287	1,330.00
T71	Delsing, Jay	72	70	71	74	287	1,330.00
T71	Green, Ken	69	73	68	77	287	1,330.00
T71	Jonas, Philip	72	69	74	72	287	1,330.00
T71	McComish, John	70	72	75	70	287	1,330.00
T71	Mediate, Rocco	70	71	74	72	287	1,330.00
T71	Pfeil, Mark	69	72	71	75	287	1330.00
T71	Stockton, Dave	72	67	75	73	287	1,330.00
80	Jones, Steve	74	68	74	72	288	1,260.00
81	Byrum, Curt	68	71	74	76	289	1,246.00
82	Dougherty, Ed	70	71	75	74	290	1,232.00
83	Arthur, Perry	71	69	75	76	291	1,218.00
T84	Conner, Frank	70	72	73	77	292	1,197.00
T84	Lye, Mark	71	69	76	76	292	1,197.00

TOURNAMENT RESULTS

1986 CANON SAMMY DAVIS JR. GREATER HARTFORD OPEN



July 3-6, 1986
$700,000 Purse
Champion: Mac O'Grady | **Sudden Death Playoff**

LEADERS:
First Round: Tim Simpson shot a 7-under par 64 to lead by one over Tom Watson, Dan Forsman and Denis Watson.
Second Round: Simpson added a 66 for a 12-under par 130. Tom Watson was at 132, while Forsman and Roger Maltbie were tied at 133.
Third Round: Watson and Kenny Knox were tied at 11-under par 202. Azinger and Maltbie were tied one-stroke behind.
Cut: 78 players at even par 142.

	Player	1R	2R	3R	4R	Total	Money
1	O'Grady, Mac	71	69	67	62	269	$126,000.00
2	Maltbie, Roger	66	67	70	66	269	75,600.00
T3	Azinger, Paul	67	70	66	69	272	36,400.00
T3	Hoch, Scott	71	66	68	67	272	36,400.00
T3	O'Meara, Mark	69	72	64	67	272	36,400.00
T6	Simpson, Tim	64	66	74	69	273	23,450.00
T6	Strange, Curtis	71	69	65	68	273	23,450.00
T6	Watson, Tom	65	67	70	71	273	23,450.00
T9	Beck, Chip	66	73	65	70	274	18,900.00
T9	Cook, John	68	69	69	68	274	18,900.00
T9	Donald, Mike	69	68	68	69	274	18,900.00
T12	Calcavecchia, Mark	70	69	70	66	275	13,300.00
T12	Forsman, Dan	65	68	72	70	275	13,300.00
T12	Lundstrom, David	69	70	67	69	275	13,300.00
T12	Mahaffey, John	67	71	69	68	275	13,300.00
T12	Pate, Steve	69	69	72	65	275	13,300.00
T12	Watson, Denis	65	71	73	66	275	13,300.00
T18	Dent, Jim	68	69	67	72	276	8,820.00
T18	Gallagher, Jr., Jim	71	68	72	65	276	8,820.00
T18	Hallberg, Gary	72	67	67	70	276	8,820.00
T18	Pohl, Dan	69	72	67	68	276	8,820.00
T18	Rose, Clarence	69	71	68	68	276	8,820.00
T18	Simpson, Scott	68	67	72	69	276	8,820.00
T24	Edwards, David	69	71	71	66	277	5,810.00
T24	Hayes, Mark	70	68	73	66	277	5,810.00
T24	Hulbert, Mike	69	72	68	68	277	5,810.00
T24	Knox, Kenny	66	69	67	75	277	5,810.00
T24	McCullough, Mike	67	73	67	70	277	5,810.00
T29	Adams, John	70	69	69	70	278	4,355.14
T29	Black, Ronnie	69	69	71	69	278	4,355.15
T29	Claar, Brian	69	72	68	69	278	4,355.14
T29	Kite, Tom	68	69	69	72	278	4,355.14
T29	Roberts, Loren	69	72	69	68	278	4,355.15
T29	Trevino, Lee	70	70	70	68	278	4,355.14
T29	Weibring, D.A.	68	71	70	69	278	4,355.14
T36	Clements, Lennie	71	69	70	69	279	3,154.84
T36	Jacobsen, Peter	73	68	67	71	279	3,154.86
T36	Jones, Steve	71	69	70	69	279	3,154.86
T36	Mudd, Jodie	71	70	68	70	279	3,154.85
T36	Pavin, Corey	69	69	70	71	279	3,154.86
T36	Pfeil, Mark	70	70	70	69	279	3,154.86
T36	Twitty, Howard	72	67	69	71	279	3,154.86
T43	Cerda, Antonio O.	68	73	69	70	280	2,045.40
T43	Cochran, Russ	71	70	70	69	280	2,045.40
T43	Eichelberger, Dave	69	69	73	69	280	2,045.40
T43	Hinkle, Lon	70	71	68	71	280	2,045.40
T43	Levi, Wayne	70	69	72	69	280	2,045.40
T43	Pierot, Billy	73	69	68	70	280	2,045.40
T43	Randolph, Sam	73	67	70	70	280	2,045.40
T43	Romero, Eduardo	74	66	71	69	280	2,045.40
T43	Thompson, Leonard	69	73	69	69	280	2,045.40
T43	Zoeller, Fuzzy	68	73	74	65	280	2,045.40
T53	Conner, Frank	69	70	75	67	281	1,612.80
T53	Curl, Rod	71	69	73	68	281	1,612.80
T53	Dalpos, Rick	73	68	69	71	281	1,612.80
T53	Fergus, Keith	71	71	69	70	281	1,612.80
T53	McCumber, Mark	67	72	72	70	281	1,612.80
T58	Haas, Jay	71	66	71	74	282	1,547.00
T58	Koch, Gary	72	69	71	70	282	1,547.00
T58	Mast, Dick	73	69	68	72	282	1,547.00
T58	Rogers, Bill	71	67	73	71	282	1,547.00
T62	Kratzert, Billy	71	70	69	73	283	1,498.00
T62	Lye, Mark	70	71	74	68	283	1,498.00
T62	Wiebe, Mark	74	68	65	76	283	1,498.00
T65	Bolling, Charles	73	68	70	73	284	1,456.00
T65	Graham, Lou	71	71	70	72	284	1,456.00
T65	Sindelar, Joey	71	67	68	78	284	1,456.00
T68	Dodds, Trevor	72	70	71	72	285	1,414.00
T68	Stockton, Dave	69	71	75	70	285	1,414.00
T68	Thorpe, Jim	69	69	71	76	285	1,414.00
71	Archer, George	71	70	71	74	286	1,386.00
72	Faxon, Brad	70	72	69	76	287	1,372.00
T73	McCallister, Blaine	69	72	77	70	288	1,351.00
T73	McCord, Gary	70	69	74	75	288	1,351.00
T75	Delsing, Jay	69	73	71	77	290	1,323.00
T75	Stewart, Payne	69	70	71	80	290	1,323.00
77	Grady, Wayne	74	64	77	76	291	1,302.00
78	Murphy, Bob	69	73	74	78	294	1,288.00

1985 CANON SAMMY DAVIS JR. GREATER HARTFORD OPEN

July 25-28, 1985
$600,000 Purse
Champion: Phil Blackmar | **Sudden Death Playoff**

LEADERS:
First Round: Ray Floyd, with a seven-under par 64, led by two over Hubert Green, John Cook, Greg Norman, Ron Streck, Hale Irwin and John Mahaffey.
Second Round: Played over two days due to rain delay, Ray Floyd led at 10-under 132, with second round 68. Steve Pate was one back with second-round 65.
Third Round: Floyd, with a 68, was at 13-under 200, tied with Wayne Grady, who posted a third-round 65.
Cut: 66 players played final 36 holes at one-under 141 or better. 77 players at 142 or better were paid. 11 players paid equal shares of $1,176.

	Player	1R	2R	3R	4R	Total	Money
1	Blackmar, Phil	72	67	64	68	271	$108,000.00
T2	Mudd, Jodie	68	67	70	66	271	52,800.00
T2	Pohl, Dan	68	69	68	66	271	52,800.00
T4	Floyd, Raymond	64	68	68	72	272	26,400.00
T4	Grady, Wayne	70	65	65	72	272	26,400.00
T6	Hinkle, Lon	70	66	69	68	273	19,425.00
T6	Jacobsen, Peter	71	69	67	66	273	19,425.00
T6	Magee, Andrew	72	68	65	68	273	19,425.00
T6	Upper, Brett	71	68	66	68	273	19,425.00
T10	Cook, John	66	69	72	67	274	14,400.00
T10	Hoch, Scott	69	71	66	68	274	14,400.00
T10	Rinker, Larry	69	68	66	71	274	14,400.00
T10	Wiebe, Mark	68	71	68	67	274	14,400.00
T14	Eastwood, Bob	75	66	69	65	275	10,200.00
T14	Forsman, Dan	70	70	69	66	275	10,200.00
T14	Morgan, Gil	69	69	69	68	275	10,200.00
T14	O'Meara, Mark	69	70	68	68	275	10,200.00
T14	Renner, Jack	71	68	68	68	275	10,200.00
T19	Green, Hubert	66	71	69	70	276	6,771.43
T19	Inman, Joe	70	69	69	68	276	6,771.43
T19	Lye, Mark	72	66	70	68	276	6,771.43
T19	Mahaffey, John	66	71	70	69	276	6,771.42
T19	Nelford, Jim	71	66	70	69	276	6,771.43
T19	Rose, Clarence	72	69	67	68	276	6,771.43
T19	Zoeller, Fuzzy	67	71	68	70	276	6,771.43
T26	Burns, George	71	66	70	70	277	4,620.00
T26	Levi, Wayne	68	70	73	66	277	4,620.00
T26	Maltbie, Roger	69	70	68	70	277	4,620.00
T29	Kite, Tom	72	68	72	66	278	3,652.50
T29	Lundstrom, David	72	63	68	75	278	3,652.50
T29	Mize, Larry	71	70	69	68	278	3,652.50
T29	Norman, Greg	66	71	69	72	278	3,652.50
T29	Pate, Steve	68	65	75	70	278	3,652.50
T29	Purtzer, Tom	71	70	68	69	278	3,652.50
T29	Regalado, Victor	67	73	68	70	278	3,652.50
T29	Wadkins, Bobby	67	69	71	71	278	3,652.50
T37	Azinger, Paul	70	70	71	68	279	2,580.00
T37	Gardner, Buddy	69	71	71	68	279	2,580.00
T37	Irwin, Hale	66	72	71	70	279	2,580.00
T37	Lohr, Bob	68	70	70	71	279	2,580.00
T37	Pavin, Corey	74	64	67	74	279	2,580.00
T37	Simpson, Tim	71	68	69	71	279	2,580.00
T37	Stewart, Payne	68	71	74	66	279	2,580.00
44	Thorpe, Jim	69	69	69	73	280	2,100.00
T45	Black, Ronnie	69	70	72	70	281	1,756.80
T45	Faxon, Brad	72	67	71	71	281	1,756.80
T45	Jaeckel, Barry	69	70	71	71	281	1,756.80
T45	Simons, Jim	71	69	67	74	281	1,756.80
T45	Snead, J.C.	69	72	70	70	281	1,756.80
T50	Chen, T.C.	69	69	72	72	282	1,461.00
T50	Edwards, David	70	69	70	73	282	1,461.00
T50	Nichols, Bobby	73	68	69	72	282	1,461.00
T50	Oosterhuis, Peter	73	68	67	74	282	1,461.00
T54	Peete, Calvin	68	72	71	72	283	1,386.00
T54	Trixler, Dennis	72	69	70	72	283	1,386.00
T56	Gilder, Bob	74	65	70	75	284	1,362.00
T56	McGowan, Pat	72	68	73	71	284	1,362.00
58	Beck, Chip	70	71	70	74	285	1,344.00
59	Sindelar, Joey	71	68	74	73	286	1,332.00
T60	Bolling, Charles	72	69	73	73	287	1,314.00
T60	Norris, Tim	70	70	74	73	287	1,314.00
T62	Dent, Jim	70	70	74	74	288	1,290.00
T62	Fabel, Brad	72	69	75	72	288	1,290.00
T64	Blackburn, Woody	68	72	71	79	290	1,266.00
T64	Streck, Ron	66	74	76	74	290	1,266.00
66	Sluman, Jeff	72	68	78	73	291	1,248.00
T70	Barr, Dave	70	72	0	0	142	1,176.00
T70	Buttner, Bill	71	71	0	0	142	1,176.00
T70	Clampett, Bobby	73	69	0	0	142	1,176.00
T70	Cochran, Russ	70	72	0	0	142	1,176.00
T70	Donald, Mike	71	71	0	0	142	1,176.00
T70	Edwards, Danny	71	71	0	0	142	1,176.00
T70	Green, Ken	69	73	0	0	142	1,176.00
T70	McCord, Gary	70	72	0	0	142	1,176.00
T70	Perry, Chris	72	70	0	0	142	1,176.00
T70	Simpson, Scott	72	70	0	0	142	1,176.00
T70	Zokol, Richard	72	70	0	0	142	1,176.00

TOURNAMENT RESULTS

1984 SAMMY DAVIS JR. GREATER HARTFORD OPEN

July 26-29, 1984
$400,000 Purse
Champion: Peter Jacobsen

LEADERS:
First Round: Ben Crenshaw and George Burns shot 65, six under, to lead by one over Bill Sander.
Second Round: Mike Nicolette and Peter Jacobsen shared the lead at 136, six under and one ahead of Mark O'Meara and Lance Ten Broek.
Third Round: Jacobsen shot 63 to finish at 14 under par 199, one ahead of O'Meara.
Cut: 79 players at 145, three over par.

	Player	1R	2R	3R	4R	Total	Money
1	Jacobsen, Peter	67	69	63	70	269	$72,000.00
2	O'Meara, Mark	70	67	63	71	271	43,200.00
T3	Hallberg, Gary	70	72	67	64	273	23,200.00
T3	Kratzert, Billy	70	68	64	71	273	23,200.00
T5	Burns, George	65	73	68	70	276	15,200.00
T5	Strange, Curtis	69	72	69	66	276	15,200.00
T7	Lye, Mark	70	69	68	70	277	12,900.00
T7	Reid, Mike	69	69	70	69	277	12,900.00
T9	Rodriguez, Chi Chi	70	69	69	70	278	11,200.00
T9	Ten Broeck, Lance	67	70	72	69	278	11,200.00
T11	Blackburn, Woody	71	72	68	68	279	8,480.00
T11	Calfee, Bill	73	70	68	68	279	8,480.00
T11	Haas, Jay	69	72	70	68	279	8,480.00
T11	Nicolette, Mike	68	68	72	71	279	8,480.00
T11	Rinker, Larry	69	72	69	69	279	8,480.00
T16	Clampett, Bobby	69	71	67	73	280	6,200.00
T16	Fought, John	67	74	71	68	280	6,200.00
T16	Green, Hubert	70	71	71	68	280	6,200.00
T16	McGowan, Pat	72	72	69	67	280	6,200.00
T20	Booros, Jim	68	74	72	67	281	4,333.33
T20	Crenshaw, Ben	65	73	72	71	281	4,333.33
T20	Mitchell, Jeff	70	69	68	74	281	4,333.34
T20	Player, Gary	69	74	69	69	281	4,333.34
T20	Simpson, Scott	73	72	68	68	281	4,333.33
T20	Stadler, Craig	70	71	70	70	281	4,333.33
T26	Nelson, Larry	73	70	67	72	282	3,140.00
T26	Rose, Clarence	69	71	71	71	282	3,140.00
T28	Floyd, Raymond	72	70	67	74	283	2,720.00
T28	Hayes, Mark	69	71	71	72	283	2,720.00
T28	Inman, Joe	70	74	68	71	283	2,720.00
T28	Sauers, Gene	68	73	73	69	283	2,720.00
T28	Zokol, Richard	70	74	68	71	283	2,720.00
T33	Adams, John	70	72	72	70	284	2,210.00
T33	Danielian, Lee	72	73	70	69	284	2,210.00
T33	Eastwood, Bob	71	74	67	72	284	2,210.00
T33	Gallagher, Jr., Jim	71	72	69	72	284	2,210.00
T37	Bean, Andy	68	73	74	70	285	1,680.00
T37	Brooks, Mark	71	73	70	71	285	1,680.00
T37	Hammond, Donnie	70	74	66	75	285	1,680.00
T37	Mize, Larry	69	74	69	73	285	1,680.00
T37	Moody, Griff	67	72	74	72	285	1,680.00
T37	Rinker, Lee	67	76	71	71	285	1,680.00
T37	Sindelar, Joey	71	70	72	72	285	1,680.00
T37	Soli, Mick	70	71	72	72	285	1,680.00
T45	Chaffee, Jon	68	75	71	72	286	1,083.56
T45	Curl, Rod	74	71	71	70	286	1,083.55
T45	Edwards, Danny	73	71	71	71	286	1,083.55
T45	Fergus, Keith	69	76	70	71	286	1,083.56
T45	Jenkins, Tom	71	72	72	71	286	1,083.56
T45	Pavin, Corey	71	70	70	75	286	1,083.56
T45	Pfeil, Mark	73	72	74	67	286	1,083.56
T45	Twitty, Howard	67	77	74	68	286	1,083.55
T45	Watkins, Randy	74	71	72	69	286	1,083.55
T54	Beck, Chip	74	71	73	69	287	896.00
T54	Conner, Frank	70	71	73	73	287	896.00
T54	Mudd, Jodie	71	72	73	71	287	896.00
T54	North, Andy	70	73	71	73	287	896.00
T54	Peck, Mike	73	72	72	70	287	896.00
T54	Regalado, Victor	70	75	74	68	287	896.00
T54	Sander, Bill	66	74	73	74	287	896.00
T54	Shearer, Bob	71	74	70	72	287	896.00
T54	Watson, Denis	69	73	68	77	287	896.00
T63	Byrum, Curt	72	73	75	68	288	844.00
T63	Faxon, Brad	70	70	73	75	288	844.00
T63	Ziegler, Larry	71	72	71	74	288	844.00
T63	Hallet, Jim	73	72	71	72	288	844.00
T67	Clements, Lennie	70	74	70	75	289	816.00
T67	Gray, Thomas	73	71	73	72	289	816.00
T67	Maltbie, Roger	70	75	70	74	289	816.00
T70	Bies, Don	71	74	71	74	290	792.00
T70	McCord, Gary	69	72	73	76	290	792.00
T70	Nuckolls, Rod	70	75	74	71	290	792.00
T73	Krueger, Gary	72	72	74	73	291	772.00
T73	Powers, Greg	69	76	74	72	291	772.00
75	Zoeller, Fuzzy	72	73	75	72	292	760.00
T76	Chen, T.C.	73	72	74	74	293	748.00
T76	Landrum, Ralph	72	72	74	75	293	748.00
78	Fuhrer, Frank	71	73	79	71	294	736.00
79	Valentine, Tommy	70	74	75	77	296	728.00

1983 SAMMY DAVIS JR. GREATER HARTFORD OPEN

August 18-21, 1983
$300,000 Purse
Champion: Curtis Strange

LEADERS:
First Round: Fred Couples, Victor Regalado, Payne Stewart and DeWitt Weaver were tied at seven-under par 64. There were six players tied at 65.
Second Round: Curtis Strange, after a nine-under par 62, was at 11-under par 131. Tom Kite was at 132.
Third Round: Jack Renner birdied the last three holes for a 64 and a 15-under par 198. Bob Murphy, also with a 64, was at 199 and Strange was at 200.
Cut: 71 players at three-under par 159.

	Player	1R	2R	3R	4R	Total	Money
1	Strange, Curtis	69	62	69	68	268	$54,000.00
T2	Haas, Jay	69	66	69	65	269	26,400.00
T2	Renner, Jack	66	68	64	71	269	26,400.00
4	Pooley, Don	70	67	64	69	270	14,400.00
T5	Adams, John	72	66	65	68	271	10,950.00
T5	Irwin, Hale	65	68	68	70	271	10,950.00
T5	Jenkins, Tom	67	71	67	66	271	10,950.00
8	Aoki, Isao	66	67	71	68	272	9,300.00
T9	Caldwell, Rex	66	68	70	69	273	7,800.00
T9	Diehl, Terry	69	69	70	65	273	7,800.00
T9	Edwards, Danny	68	70	68	67	273	7,800.00
T9	Murphy, Bob	67	68	64	74	273	7,800.00
T13	Barr, Dave	70	69	68	67	274	5,625.00
T13	Kite, Tom	66	66	72	70	274	5,625.00
T13	Levi, Wayne	69	70	68	67	274	5,625.00
T13	Simons, Jim	68	66	70	70	274	5,625.00
T17	Bryant, Brad	65	70	72	68	275	4,060.00
T17	Gove, Mike	71	67	74	63	275	4,060.00
T17	Levenson, Gavan	70	66	70	69	275	4,060.00
T17	McNulty, Mark	69	66	72	68	275	4,060.00
T17	Stewart, Ray	69	67	69	70	275	4,060.00
T17	Sutton, Hal	70	69	68	68	275	4,060.00
T23	Clements, Lennie	66	69	70	71	276	2,528.57
T23	Floyd, Raymond	68	71	68	69	276	2,528.57
T23	Fought, John	68	71	69	68	276	2,528.58
T23	Hammond, Donnie	68	68	73	67	276	2,528.57
T23	Hayes, Mark	68	70	67	71	276	2,528.57
T23	McCullough, Mike	69	69	69	69	276	2,528.57
T23	Melnyk, Steve	65	68	70	73	276	2,528.57
T30	Archer, George	65	71	73	68	277	1,706.66
T30	Byrum, Curt	67	67	72	71	277	1,706.67
T30	Conner, Frank	69	69	67	72	277	1,706.66
T30	Couples, Fred	64	72	70	71	277	1,706.67
T30	Murchison, Bill	67	67	71	72	277	1,706.67
T30	Nielsen, Lonnie	71	65	72	69	277	1,706.67
T30	O'Grady, Mac	66	68	72	71	277	1,706.66
T30	Regalado, Victor	64	74	67	72	277	1,706.67
T30	Zoeller, Fuzzy	67	66	69	75	277	1,706.67
T39	Graham, Lou	71	67	67	73	278	1,260.00
T39	Mahaffey, John	66	69	72	71	278	1,260.00
T39	Maltbie, Roger	72	67	69	70	278	1,260.00
T39	Thorpe, Jim	71	68	68	71	278	1,260.00
T43	Beck, Chip	69	70	70	70	279	876.60
T43	Douglass, Dale	69	68	71	71	279	876.60
T43	Green, Hubert	67	69	73	70	279	876.60
T43	Hatalsky, Morris	65	74	70	70	279	876.60
T43	Nakajima, Tommy	69	67	73	70	279	876.60
T43	Roy, Jimmy	66	70	74	69	279	876.60
T43	Snead, J.C.	68	68	72	71	279	876.60
T43	Stewart, Payne	64	69	74	72	279	876.60
T43	Streck, Ron	72	64	70	73	279	876.60
T43	Weibring, D.A.	70	67	70	72	279	876.60
T53	Cadle, George	71	68	71	70	280	698.00
T53	Valentine, Tommy	67	68	71	74	280	698.00
T53	Watson, Denis	71	66	74	69	280	698.00
T56	Eastwood, Bob	68	67	76	70	281	678.00
T56	Ogrin, David	69	70	72	70	281	678.00
T56	Rose, Clarence	70	68	72	71	281	678.00
T59	Fezler, Forrest	69	69	74	70	282	660.00
T59	Inman, Joe	66	70	72	74	282	660.00
T59	Sluman, Jeff	70	67	75	70	282	660.00
62	Boyd, Bob	70	69	71	74	284	648.00
T63	Cerda, Antonio O.	69	68	76	72	285	633.00
T63	Cudd, Jay	70	69	74	72	285	633.00
T63	Green, Ken	70	69	72	74	285	633.00
T63	Weaver, DeWitt	64	71	74	76	285	633.00
67	Gardner, Buddy	69	68	76	73	286	618.00
T68	Miller, Lindy	65	73	75	75	288	609.00
T68	Peck, Mike	70	68	74	76	288	609.00
70	Liebler, Steven	70	68	76	76	290	600.00

TOURNAMENT RESULTS

1982 SAMMY DAVIS JR. GREATER HARTFORD OPEN

August 12-15, 1982

$300,000 Purse

Champion: Tim Norris

LEADERS:
First Round: Tim Norris shot an eight-under par 63 and led by one over Bill Britton and Mark Calcavecchia.
Second Round: Norris, with a 64, was at 15-under par 127 and led by three over Raymond Floyd and Gavon Levenson.
Third Round: Norris increased his lead to four strokes over Floyd and Clacavecchia. Norris was at 20-under 193.
Cut: 81 players at three-under par 139.

	Player	1R	2R	3R	4R	Total	Money
1	Norris, Tim	63	64	66	66	259	$54,000.00
T2	Floyd, Raymond	65	65	67	68	265	26,400.00
T2	Green, Hubert	66	66	66	67	265	26,400.00
T4	Jacobsen, Peter	65	67	67	67	266	11,310.00
T4	Levenson, Gavan	66	64	69	67	266	11,310.00
T4	McNulty, Mark	66	65	68	67	266	11,310.00
T4	Strange, Curtis	68	66	69	63	266	11,310.00
T4	Weibring, D.A.	66	65	68	67	266	11,310.00
T9	Edwards, David	68	64	67	68	267	8,400.00
T9	Quigley, Dana	70	69	61	67	267	8,400.00
T11	Baugh, Beau	70	67	66	65	268	6,600.00
T11	Bean, Andy	68	67	67	66	268	6,600.00
T11	Diehl, Terry	69	69	66	64	268	6,600.00
T11	Rose, Clarence	70	63	67	68	268	6,600.00
T15	Aoki, Isao	71	65	66	67	269	5,100.00
T15	Melnyk, Steve	67	67	67	68	269	5,100.00
T15	Mudd, Jodie	66	66	71	66	269	5,100.00
T18	Britton, Bill	64	68	70	68	270	4,050.00
T18	Jaeckel, Barry	67	69	64	70	270	4,050.00
T18	O'Meara, Mark	70	68	63	69	270	4,050.00
T18	Twitty, Howard	68	67	67	68	270	4,050.00
T22	Calcavecchia, Mark	64	68	65	74	271	2,785.00
T22	Clements, Lennie	71	68	63	69	271	2,785.00
T22	Gray, Thomas	66	67	68	70	271	2,785.00
T22	Maltbie, Roger	67	67	68	69	271	2,785.00
T22	Renner, Jack	69	70	64	68	271	2,785.00
T22	Simons, Jim	69	67	67	68	271	2,785.00
T28	Byman, Bob	70	68	68	66	272	1,791.82
T28	Caldwell, Rex	66	66	68	72	272	1,791.81
T28	Calfee, Bill	71	68	66	67	272	1,791.82
T28	Curl, Rod	67	68	70	67	272	1,791.82
T28	Eastwood, Bob	68	66	65	73	272	1,791.81
T28	Mitchell, Jeff	70	67	68	67	272	1,791.82
T28	Mize, Larry	71	66	67	68	272	1,791.82
T28	Nelson, Larry	70	69	65	68	272	1,791.82
T28	Pfeil, Mark	65	72	66	69	272	1,791.82
T28	Pooley, Don	68	70	68	66	272	1,791.82
T28	Soli, Mick	66	67	68	71	272	1,791.82
T39	Adams, John	66	66	72	69	273	1,230.00
T39	Arthur, Perry	70	68	66	69	273	1,230.00
T39	Dent, Jim	67	69	66	71	273	1,230.00
T39	Snead, J.C.	70	68	67	68	273	1,230.00
T39	Zokol, Richard	67	67	68	71	273	1,230.00
T44	Cudd, Jay	69	68	66	71	274	990.00
T44	Donald, Mike	71	67	68	68	274	990.00
T44	Nicolette, Mike	69	70	67	68	274	990.00
T47	Archer, George	67	69	69	70	275	770.57
T47	Booros, Jim	69	66	68	72	275	770.57
T47	Graham, David	68	65	68	74	275	770.57
T47	Lindsey, Pat	66	68	71	70	275	770.57
T47	Nielsen, Lonnie	68	69	69	69	275	770.57
T47	Simpson, Scott	66	72	71	66	275	770.58
T47	Simpson, Tim	70	68	67	70	275	770.57
T54	Barr, Jr., Ray	69	70	70	67	276	681.00
T54	Burns, George	69	68	66	73	276	681.00
T54	Elder, Lee	69	69	70	68	276	681.00
T54	Haas, Jay	68	67	70	71	276	681.00
T54	Newton, Jack	71	68	65	72	276	681.00
T54	Powers, Greg	67	68	73	68	276	681.00
T60	Black, Ronnie	68	71	69	69	277	657.00
T60	Thompson, Robert	70	67	70	70	277	657.00
T62	Beck, Chip	70	68	70	70	278	645.00
T62	Cook, John	69	70	68	71	278	645.00
T64	Bies, Don	68	69	68	74	279	627.00
T64	Liebler, Steven	67	69	73	70	279	627.00
T64	Pohl, Dan	70	68	70	71	279	627.00
T64	Watkins, Scott	69	68	69	73	279	627.00
T68	Hancock, Phillip	71	68	70	71	280	609.00
T68	Krenkel, Charlie	69	70	70	71	280	609.00
T70	Cadle, George	66	73	68	74	281	588.00
T70	Lott, Lyn	67	70	75	69	281	588.00
T70	Miller, Allen	68	71	69	73	281	588.00
T70	Nichols, Bobby	67	72	73	69	281	588.00
T70	Regalado, Victor	67	67	72	75	281	588.00
75	Nuckolls, Rod	69	70	73	70	282	570.00
T76	Chain, Tom	66	71	75	71	283	558.00
T76	Graham, Tim	69	68	71	75	283	558.00
T76	Mazza, John	69	68	75	71	283	558.00
79	Conner, Frank	68	69	72	78	287	546.00
80	Hallberg, Gary	67	71	74	78	290	540.00

1981 SAMMY DAVIS JR. GREATER HARTFORD OPEN

August 13-16, 1981

$300,000 Purse

Champion: Hubert Green



LEADERS:
First Round: Lon Nielsen shot an eight-under par 63 and led by two over Jay Haas, Phil Hancock, Bill Kratzert and Roger Maltbie.
Second Round: Nielsen added a 66 for a 13-under 129 and led by one over Krazert, Mark Lye and Mark O'Meara.
Third Round: Maltbie moved in front with a 64 for a 197 total. Krazert, Curtis Strange and Fred Couples were two back.
Cut: 91 players at three-under par 139.

	Player	1R	2R	3R	4R	Total	Money
1	Green, Hubert	68	65	67	64	264	$54,000.00
T2	Clampett, Bobby	67	65	69	64	265	22,400.00
T2	Couples, Fred	67	69	63	66	265	22,400.00
T2	Maltbie, Roger	65	68	64	68	265	22,400.00
5	Simpson, Tim	66	68	67	65	266	12,000.00
T6	Renner, Jack	68	65	67	67	267	10,425.00
T6	Strange, Curtis	68	66	65	68	267	10,425.00
T8	Archer, George	72	67	65	64	268	8,400.00
T8	Haas, Jay	65	68	68	67	268	8,400.00
T8	Mazza, John	66	67	70	65	268	8,400.00
T8	Powers, Greg	69	69	64	66	268	8,400.00
T12	Diehl, Terry	67	70	67	65	269	6,300.00
T12	Hinkle, Lon	67	69	64	69	269	6,300.00
T12	Pfeil, Mark	67	69	69	64	269	6,300.00
T15	Cadle, George	67	68	65	70	270	4,357.50
T15	Elder, Lee	68	68	67	67	270	4,357.50
T15	Lott, Lyn	67	65	72	66	270	4,357.50
T15	Morley, Mike	66	67	69	68	270	4,357.50
T15	Murphy, Bob	68	66	70	66	270	4,357.50
T15	O'Meara, Mark	68	62	70	70	270	4,357.50
T15	Snead, J.C.	68	65	68	69	270	4,357.50
T15	Thorpe, Jim	67	67	71	65	270	4,357.50
T23	Jenkins, Tom	69	69	66	67	271	2,595.00
T23	Levi, Wayne	69	66	69	67	271	2,595.00
T23	Lye, Mark	66	64	70	71	271	2,595.00
T23	Nielsen, Lonnie	63	66	71	71	271	2,595.00
T23	Quigley, Dana	66	72	65	68	271	2,595.00
T23	Zoeller, Fuzzy	68	64	69	70	271	2,595.00
T29	Blackburn, Woody	70	67	69	66	272	1,826.25
T29	Britton, Bill	66	67	71	68	272	1,826.25
T29	Inman, Joe	70	66	69	67	272	1,826.25
T29	Rodriguez, Chi Chi	68	70	67	67	272	1,826.25
T29	Simpson, Scott	66	67	70	69	272	1,826.25
T29	Stadler, Craig	71	68	64	69	272	1,826.25
T29	Stockton, Dave	66	68	70	68	272	1,826.25
T29	Valentine, Tommy	70	68	66	68	272	1,826.25
T37	Baird, Butch	67	69	72	65	273	1,200.00
T37	Barber, Jim	67	66	68	72	273	1,200.00
T37	Beck, Chip	71	67	67	68	273	1,200.00
T37	Caldwell, Rex	66	69	69	69	273	1,200.00
T37	Conner, Frank	70	64	71	68	273	1,200.00
T37	Hatalsky, Morris	72	64	69	68	273	1,200.00
T37	Kratzert, Billy	65	65	69	74	273	1,200.00
T37	Simons, Jim	72	67	67	67	273	1,200.00
T37	Soli, Mick	67	70	68	68	273	1,200.00
T37	Wadkins, Bobby	69	66	71	67	273	1,200.00
T47	Aaron, Tommy	70	68	67	69	274	807.00
T47	Curl, Rod	69	65	71	69	274	807.00
T47	Nelford, Jim	68	65	72	69	274	807.00
T47	Nuckolls, Rod	68	68	70	68	274	807.00
T51	Jones, Grier	71	68	71	65	275	715.50
T51	Lundstrom, David	68	68	67	72	275	715.50
T51	Stewart, Payne	71	68	67	69	275	715.50
T51	Twitty, Howard	68	68	67	72	275	715.50
T55	Eastwood, Bob	67	68	70	71	276	666.00
T55	Fergus, Keith	70	69	66	71	276	666.00
T55	Gardner, Buddy	68	70	68	70	276	666.00
T55	Hager, Joe	71	68	66	71	276	666.00
T55	Hancock, Phillip	65	71	70	70	276	666.00
T55	Heafner, Vance	69	70	69	68	276	666.00
T55	Jackson, John	70	69	70	67	276	666.00
T55	Massengale, Rik	69	68	70	69	276	666.00
T55	Streck, Ron	72	67	67	70	276	666.00
T64	Calfee, Bill	70	67	70	70	277	630.00
T64	Heath, Skeeter	72	66	70	69	277	630.00
T64	Dalziel, Doug	69	68	68	72	277	630.00
T67	Ford, Doug	70	69	68	71	278	609.00
T67	McCullough, Mike	68	69	72	69	278	609.00
T67	Peete, Calvin	70	69	69	70	278	609.00
T67	Shaw, Tom	69	70	68	71	278	609.00
T71	Altgelt, Stanton	69	68	74	68	279	588.00
T71	Newton, Jack	70	69	66	74	279	588.00
T71	Nichols, Bobby	71	66	71	71	279	588.00
T74	Beard, Frank	67	68	74	71	280	561.00
T74	Levin, Don	71	65	72	72	280	561.00
T74	Mitchell, Jeff	67	71	68	74	280	561.00
T74	Norris, Tim	68	69	72	71	280	561.00
T74	Rinker, Larry	68	68	72	72	280	561.00
T74	Watson, Denis	69	70	70	71	280	561.00
T80	Colbert, Jim	70	69	71	71	281	522.00
T80	Dent, Jim	68	71	72	70	281	522.00
T80	Henry, Bunky	70	69	72	70	281	522.00
T80	Jaeckel, Barry	69	70	70	72	281	522.00
T80	Melnyk, Steve	69	70	68	74	281	522.00
T80	Sifford, Curtis	72	65	72	72	281	522.00
T80	Thore, David	70	68	72	71	281	522.00
T87	Gove, Mike	69	69	70	74	282	498.00
T88	Loeffler, Bill	72	67	69	75	283	486.00
T88	Lyford, Keith	70	69	72	72	283	486.00
T88	Proben, Bob	67	70	74	72	283	486.00
91	Bies, Don	70	69	71	74	284	474.00

TOURNAMENT RESULTS

1980 SAMMY DAVIS JR. GREATER HARTFORD OPEN



July 24-17, 1980

$300,000 Purse

Champion: Howard Twitty | **Sudden Death Playoff**

LEADERS:
First Round: Jim Simons shot a 9-under par 62 to lead by two shots over Jamie Gonzales and by three over Jim Thorpe, George Cadle, Lee Trevino and Skip Dunaway.
Second Round: Simons, with a 70, still led by one with a 36-hole total of 10-under 132. Tied for second at 133 were John Fought, Bob Murphy, Calvin Peete, and Lee Trevino.
Third Round: Howard Twitty, with a 63, took a two-shot lead over Simons. Twitty was at 16-under 197, Simons at 14-under 199.
Cut: 71 players at 2-under par 140.

	Player	1R	2R	3R	4R	Total	Money
1	Twitty, Howard	68	66	63	69	266	$54,000.00
2	Simons, Jim	62	70	67	67	266	32,400.00
3	Haas, Jay	68	70	66	65	269	20,400.00
4	Miller, Lindy	67	67	66	70	270	14,400.00
T5	Baird, Butch	69	68	67	67	271	10,170.00
T5	Fought, John	67	66	68	70	271	10,170.00
T5	Gonzalez, Jaime	64	70	67	70	271	10,170.00
T5	Hallberg, Gary	68	70	63	70	271	10,170.00
T5	Trevino, Lee	65	68	68	70	271	10,170.00
T10	Strange, Curtis	70	66	67	69	272	7,200.00
T10	Thompson, Leonard	68	68	69	67	272	7,200.00
T10	Thorpe, Jim	65	72	67	68	272	7,200.00
T10	Hollifield, Tony	69	67	70	66	272	7,200.00
T14	Green, Hubert	72	67	65	69	273	5,400.00
T14	Jaeckel, Barry	70	68	67	68	273	5,400.00
T14	Nichols, Bobby	73	64	64	72	273	5,400.00
T17	Cadle, George	65	69	68	72	274	4,060.00
T17	Cerda, Antonio O.	69	66	66	73	274	4,060.00
T17	Fergus, Keith	70	69	65	70	274	4,060.00
T17	Murphy, Bob	67	66	73	68	274	4,060.00
T17	Stockton, Dave	71	66	70	67	274	4,060.00
T17	Zoeller, Fuzzy	68	69	67	70	274	4,060.00
T23	Caldwell, Rex	69	67	68	71	275	2,528.57
T23	Curl, Rod	67	69	68	71	275	2,528.57
T23	Douglass, Bruce	74	66	63	72	275	2,528.57
T23	Miller, Allen	69	70	69	67	275	2,528.58
T23	Peete, Calvin	66	67	70	72	275	2,528.57
T23	Powers, Greg	68	69	65	73	275	2,528.57
T23	Rohde, Mark	68	70	66	71	275	2,528.57
T30	Clampett, Bobby	67	67	71	71	276	1,863.00
T30	Cook, John	68	67	69	72	276	1,863.00
T30	Eastwood, Bob	68	71	67	70	276	1,863.00
T30	Levi, Wayne	67	69	67	73	276	1,863.00
T30	Snead, J.C.	70	68	67	71	276	1,863.00
T35	Diehl, Terry	70	70	71	66	277	1,511.25
T35	Hancock, Phillip	70	68	66	73	277	1,511.25
T35	Regalado, Victor	71	69	69	68	277	1,511.25
T35	Dunaway, Skip	65	73	66	73	277	1,511.25
T39	Barber, Miller	72	65	71	70	278	1,170.00
T39	Brannan, Michael	70	67	71	70	278	1,170.00
T39	Conner, Frank	69	71	71	67	278	1,170.00
T39	Douglass, Dale	71	67	69	71	278	1,170.00
T39	Heard, Jerry	73	67	69	69	278	1,170.00
T39	Loeffler, Bill	71	69	69	69	278	1,170.00
T39	Watkins, Scott	70	67	68	73	278	1,170.00
T46	Chaffee, Jon	69	67	67	76	279	790.50
T46	Gardner, Buddy	67	71	67	74	279	790.50
T46	Gove, Mike	71	67	71	70	279	790.50
T46	Lott, Lyn	68	71	70	70	279	790.50
T46	McGee, Jerry	69	70	71	69	279	790.50
T46	McNickle, Artie	67	72	68	72	279	790.50
T46	Thore, David	69	69	72	69	279	790.50
T46	Milanovich, Ron	70	69	67	73	279	790.50
T54	Renner, Jack	71	69	67	73	280	690.00
T54	Soli, Mick	68	69	71	72	280	690.00
T54	Funseth, Rod	72	67	70	71	280	690.00
T57	Eger, David	72	67	70	72	281	663.00
T57	Floyd, Raymond	72	67	71	71	281	663.00
T57	Heath, Skeeter	68	72	69	72	281	663.00
T57	Quigley, Dana	69	69	70	73	281	663.00
T57	Walzel, Bobby	70	69	66	76	281	663.00
T57	Lee, Stan	70	68	72	71	281	663.00
63	McConachie, Jack	71	66	72	73	282	642.00
T64	Jones, Tom	73	67	73	70	283	633.00
T64	Hamilton, Gar	71	68	72	72	283	633.00
66	Ten Broeck, Lance	68	71	73	72	284	624.00
T67	Black, Doug	67	71	77	71	286	615.00
T67	Hatalsky, Morris	69	69	70	78	286	615.00
69	Murchison, Bill	70	68	74	75	287	606.00
70	Melnyk, Steve	68	70	75	78	291	600.00
71	Altgelt, Stanton	68	70	77	78	293	594.00

1979 SAMMY DAVIS JR. GREATER HARTFORD OPEN



August 9-12, 1979

$300,000 Purse

Champion: Jerry McGee

LEADERS:
First Round: George Cadle with a nine-under 62 led by three over J.C. Snead and Jay Haas.
Second Round: Snead moved into a one-stroke lead with a 66 for 11-under 131. Mark Hayes was at 132.
Third Round: Cadle and Jack Renner, each with a 66, were at 12-under 201. Snead and Jerry McGee were at 202.
Cut: 78 players at even-par 142. There were 68 players at 141.

	Player	1R	2R	3R	4R	Total	Money
1	McGee, Jerry	68	67	67	65	267	$54,000.00
2	Renner, Jack	68	67	66	67	268	32,400.00
T3	Cadle, George	62	73	66	69	270	17,400.00
T3	Strange, Curtis	70	66	69	65	270	17,400.00
T5	Graham, Lou	69	69	67	66	271	10,950.00
T5	Hayes, Mark	66	66	73	66	271	10,950.00
T5	Snead, J.C.	65	66	71	69	271	10,950.00
T8	Brannan, Michael	67	67	70	68	272	9,000.00
T8	Green, Hubert	67	71	68	66	272	9,000.00
T10	Eichelberger, Dave	69	71	67	66	273	7,200.00
T10	Floyd, Raymond	70	69	67	67	273	7,200.00
T10	Oosterhuis, Peter	67	68	69	69	273	7,200.00
T10	Regalado, Victor	69	70	67	67	273	7,200.00
T14	Fergus, Keith	66	69	71	68	274	5,250.00
T14	Fought, John	68	67	69	70	274	5,250.00
T14	Inman, Joe	67	68	68	71	274	5,250.00
T14	Murphy, Bob	68	68	72	66	274	5,250.00
T18	Bies, Don	70	70	69	66	275	4,350.00
T18	Hatalsky, Morris	73	67	66	69	275	4,350.00
T20	Curl, Rod	67	69	69	71	276	3,026.25
T20	Elder, Lee	69	71	68	68	276	3,026.25
T20	McGowan, Pat	66	71	71	68	276	3,026.25
T20	Purtzer, Tom	70	69	68	69	276	3,026.25
T20	Stadler, Craig	68	68	70	70	276	3,026.25
T20	Tapie, Alan	67	72	69	68	276	3,026.25
T20	Weibring, D.A.	68	73	70	65	276	3,026.25
T20	Zarley, Kermit	71	69	68	68	276	3,026.25
T28	Baird, Butch	69	70	68	70	277	2,085.00
T28	Barr, Dave	68	71	72	66	277	2,085.00
T28	Fiori, Ed	69	71	68	69	277	2,085.00
T28	Streck, Ron	70	70	70	67	277	2,085.00
T32	Edwards, Danny	68	71	70	69	278	1,775.00
T32	McCullough, Mike	70	70	67	71	278	1,775.00
T32	Thompson, Leonard	69	69	71	69	278	1,775.00
T35	Archer, George	70	69	70	70	279	1,511.25
T35	Dent, Jim	68	70	65	76	279	1,511.25
T35	Fezler, Forrest	68	69	72	70	279	1,511.25
T35	Haas, Jay	65	71	73	70	279	1,511.25
T39	Aaron, Tommy	68	68	72	72	280	1,140.00
T39	Jacobsen, Peter	71	69	71	69	280	1,140.00
T39	Miller, Allen	70	69	70	71	280	1,140.00
T39	Paschal, Jim	72	69	70	69	280	1,140.00
T39	Simpson, Tim	69	71	72	68	280	1,140.00
T39	Thore, David	70	71	70	69	280	1,140.00
T39	Funseth, Rod	69	70	72	69	280	1,140.00
T39	Straub, Austin	70	68	74	68	280	1,140.00
T47	Eastwood, Bob	68	69	73	71	281	761.25
T47	Hancock, Phillip	67	73	69	72	281	761.25
T47	Marti, Fred	69	71	69	72	281	761.25
T47	Nichols, Bobby	71	70	70	70	281	761.25
T47	Sander, Bill	73	68	73	67	281	761.25
T47	Simons, Jim	69	71	74	67	281	761.25
T47	Simpson, Scott	68	72	71	70	281	761.25
T47	Zoeller, Fuzzy	70	66	76	69	281	761.25
T55	Hager, Joe	68	72	72	70	282	684.00
T55	Twitty, Howard	70	71	71	70	282	684.00
T55	Lee, Stan	68	72	70	72	282	684.00
T58	Diehl, Terry	73	68	73	69	283	663.00
T58	Gilbert, Gibby	67	73	73	70	283	663.00
T58	Powers, Greg	69	72	73	69	283	663.00
T58	Reid, Mike	72	68	73	70	283	663.00
T62	Nelson, Larry	69	71	72	72	284	645.00
T62	Sullivan, Mike	73	68	74	69	284	645.00
T64	Cerda, Antonio O.	72	68	70	75	285	627.00
T64	McCord, Gary	67	74	73	71	285	627.00
T64	Spradlin, Jack	68	72	71	74	285	627.00
T64	Webb, Larry	69	72	74	70	285	627.00
T68	Nelford, Jim	69	70	72	75	286	612.00
T69	Boros, Julius	70	72	0	0	142	579.00
T69	Byman, Bob	72	70	0	0	142	579.00
T69	Colbert, Jim	70	72	0	0	142	579.00
T69	Geiberger, Al	70	72	0	0	142	579.00
T69	Jaeckel, Barry	71	71	0	0	142	579.00
T69	Levi, Wayne	70	72	0	0	142	579.00
T69	Littler, Gene	70	72	0	0	142	579.00
T69	McNickle, Artie	71	71	0	0	142	579.00
T69	Sabo, Ed	71	71	0	0	142	579.00
T69	Wall, Art	71	71	0	0	142	579.00

TOURNAMENT RESULTS

1978 SAMMY DAVIS JR. GREATER HARTFORD OPEN



July 27-300, 1978
$210,000 Purse
Champion: Rod Funseth

LEADERS:
First Round: Phil Hancock and Larry Nelson turned in seven-under 64's to lead by one over Rod Funseth, Artie McNickle and Jim Colbert.
Second Round: Hancock, with another 64 for a 14-under 128 (new tournament record), led by two over Mark Hayes.
Third Round: Howard Twitty moved into a tie with Hancock at 14-under 199. Funseth was at 200.
Cut: 78 players at two-under 140.

	Player	1R	2R	3R	4R	Total	Money
1	Funseth, Rod	65	67	68	64	264	$42,000.00
T2	Douglass, Dale	66	69	67	66	268	16,240.00
T2	Elder, Lee	67	68	66	67	268	16,240.00
T2	Kratzert, Billy	66	67	69	66	268	1,6240.00
T5	Caldwell, Rex	66	66	70	68	270	8,085.00
T5	Twitty, Howard	70	63	66	71	270	8,085.00
T7	Inman, Joe	69	62	73	67	271	6,457.50
T7	Morgan, Gil	66	67	69	69	271	6,457.50
T9	Curl, Rod	69	70	65	68	272	4,357.50
T9	Eastwood, Bob	68	67	69	68	272	4,357.50
T9	Hammer, Laurie	70	67	66	69	272	4,357.50
T9	Jones, Grier	70	66	68	68	272	4,357.50
T9	Nelson, Larry	64	67	70	71	272	4,357.50
T9	Regalado, Victor	73	67	64	68	272	4,357.50
T9	Walzel, Bobby	73	63	65	71	272	4,357.50
T9	Lee, Stan	68	67	66	71	272	4,357.50
T17	Colbert, Jim	65	71	70	67	273	2,730.00
T17	Graham, David	71	65	68	69	273	2,730.00
T17	Hayes, Mark	67	63	71	72	273	2,730.00
T17	Zoeller, Fuzzy	73	65	67	68	273	2,730.00
T17	Adcock, Mitch	71	65	65	72	273	2,730.00
T22	Aaron, Tommy	69	69	66	70	274	1,715.00
T22	Haas, Jay	67	68	68	71	274	1,715.00
T22	Hancock, Phillip	64	64	71	75	274	1,715.00
T22	Jaeckel, Barry	72	66	66	70	274	1,715.00
T22	McGowan, Pat	68	69	68	69	274	1,715.00
T22	McNickle, Artie	65	71	71	67	274	1,715.00
T22	Reid, Mike	69	68	67	70	274	1,715.00
T22	Simpson, Tim	68	68	68	70	274	1,715.00
T22	Thompson, Leonard	67	70	68	69	274	1,715.00
T31	Archer, George	66	69	72	68	275	1,191.00
T31	Burns, George	69	67	68	71	275	1,191.00
T31	Diehl, Terry	70	70	68	67	275	1,191.00
T31	Geiberger, Al	70	68	65	72	275	1,191.00
T31	Green, Hubert	69	69	68	69	275	1,191.00
T31	Koch, Gary	70	68	69	68	275	1,191.00
T31	Rogers, Bill	70	70	68	67	275	1,191.00
T38	Graham, Lou	66	70	72	68	276	903.00
T38	Heath, Skeeter	70	65	71	70	276	903.00
T38	Peete, Calvin	67	68	70	71	276	903.00
T38	Simons, Jim	68	68	71	69	276	903.00
T38	Mikles, Lee	68	69	67	72	276	903.00
T43	Armstrong, Wally	70	69	67	71	277	735.00
T43	Bryant, Brad	71	67	71	68	277	735.00
T43	Floyd, Raymond	69	68	70	70	277	735.00
T46	Blancas, Homero	69	70	69	70	278	559.43
T46	Heard, Jerry	71	66	70	71	278	559.43
T46	Lye, Mark	67	73	65	73	278	559.42
T46	Moody, Orville	68	68	71	71	278	559.43
T46	Murphy, Bob	67	70	68	73	278	559.43
T46	Smith, Bob E.	69	71	71	67	278	559.43
T46	Kunes, Joe	72	67	72	67	278	559.43
T53	Calfee, Bill	70	68	70	71	279	467.33
T53	Littler, Gene	70	68	71	70	279	467.34
T53	Nelford, Jim	68	68	72	71	279	467.34
T53	Storey, Tom	68	71	70	70	279	467.33
T53	Thompson, Barney	71	68	68	72	279	467.33
T53	Zender, Bob	69	70	69	71	279	467.33
T59	Gilbert, Gibby	71	68	71	70	280	414.75
T59	Maltbie, Roger	68	69	72	71	280	414.75
T59	Sabo, Ed	71	67	70	72	280	414.75
T59	Weibring, D.A.	71	68	70	71	280	414.75
T63	Johnson, George	69	71	70	71	281	372.75
T63	Mahaffey, John	70	69	71	71	281	372.75
T63	Marsh, Graham	72	67	73	69	281	372.75
T63	Morley, Mike	71	68	69	73	281	372.75
T67	Chancey, Jim	71	68	71	72	282	330.75
T67	McCord, Gary	71	67	71	73	282	330.75
T67	Ziegler, Larry	68	67	73	74	282	330.75
T67	Pitzer, Greg	70	68	72	72	282	330.75
T71	Bies, Don	73	66	70	74	283	0
T71	Lunn, Bob	71	67	69	76	283	0
T73	Groh, Gary	69	69	70	76	284	0
T73	Nevil, Dwight	71	69	71	73	284	0
T73	Tapie, Alan	69	69	74	72	284	0
76	Porter, Joe	71	67	71	76	285	0
77	Tewell, Doug	72	68	75	74	289	0

1977 SAMMY DAVIS JR. GREATER HARTFORD OPEN

August 4-7, 1997
$210,000 Purse
Champion: Billy Kratzert

LEADERS:
First Round: Lee Elder's seven-under 64 led Terry Diehl, Jim Simons, Dick Mast, George Burns, Kermit Zarley, and Curtis Strange by one stroke.
Second Round: Victor Regalado's 63 (finished at 8:30 pm) for 130 was good for a one-stroke lead over Elder and Strange.
Third Round: Bill Kratzert's 64 for 197 took the lead by one over Elder.
Cut: 83 players at 141.

	Player	1R	2R	3R	4R	Total	Money
1	Kratzert, Billy	66	66	64	69	265	$42,000.00
T2	Jones, Grier	69	69	65	65	268	19,425.00
T2	Nelson, Larry	68	66	69	65	268	19,425.00
T4	Regalado, Victor	67	63	72	67	269	9,240.00
T4	Strange, Curtis	65	66	68	70	269	9,240.00
T6	Curl, Rod	67	69	65	69	270	6,825.00
T6	Elder, Lee	64	67	67	72	270	6,825.00
T6	Peete, Calvin	67	67	69	67	270	6,825.00
T9	Diehl, Terry	65	69	68	69	271	5,460.00
T9	Zarley, Kermit	65	68	73	65	271	5,460.00
T11	Eastwood, Bob	69	66	68	69	272	4,252.50
T11	Graham, Lou	70	68	66	68	272	4,252.50
T11	Green, Hubert	69	69	64	70	272	4,252.50
T11	Kite, Tom	68	65	70	69	272	4,252.50
T15	Hatalsky, Morris	69	66	65	73	273	3,465.00
T15	McGee, Jerry	68	70	67	68	273	3,465.00
T17	Simons, Jim	65	70	71	68	274	2,730.00
T17	Tapie, Alan	70	66	70	68	274	2,730.00
T17	Trevino, Lee	66	71	70	67	274	2,730.00
T17	Funseth, Rod	69	67	70	68	274	2,730.00
T17	Mallon, Bill	69	66	66	73	274	2,730.00
T22	Massengale, Rik	71	68	69	67	275	1,974.00
T22	Stockton, Dave	67	70	69	69	275	1,974.00
T22	Thompson, Barney	70	65	70	70	275	1,974.00
T25	Armstrong, Wally	70	68	69	69	276	1,585.50
T25	Fezler, Forrest	70	70	68	68	276	1,585.50
T25	Lietzke, Bruce	69	72	71	64	276	1,585.50
T25	Twitty, Howard	67	69	69	71	276	1,585.50
T25	Porter, Joe	68	70	69	69	276	1,585.50
T25	Newquist, Dave	68	69	66	73	276	1,585.50
T31	Archer, George	70	70	67	70	277	1,165.50
T31	Booros, Jim	68	69	74	66	277	1,165.50
T31	Hancock, Phillip	70	71	71	65	277	1,165.50
T31	Miller, Johnny	70	69	70	68	277	1,165.50
T31	Streck, Ron	71	70	68	68	277	1,165.50
T31	Leslie, Perry	70	70	67	70	277	1,165.50
T31	Molina, Florentino	74	66	67	70	277	1,165.50
T31	Miller, Brady	66	72	69	70	277	1,165.50
T39	Hill, Mike	71	66	70	71	278	840.00
T39	McNickle, Artie	69	70	71	68	278	840.00
T39	Shaw, Tom	69	71	68	70	278	840.00
T39	Thompson, Leonard	71	68	68	71	278	840.00
T39	Ziegler, Larry	72	68	72	66	278	840.00
T39	Kunes, Joe	71	68	69	70	278	840.00
T45	Baird, Butch	69	71	70	69	279	567.00
T45	Conner, Frank	69	72	70	68	279	567.00
T45	McCullough, Mike	70	71	68	70	279	567.00
T45	Nevil, Dwight	67	71	71	70	279	567.00
T45	Newton, Jack	69	71	69	70	279	567.00
T45	Reid, Mike	71	69	72	67	279	567.00
T45	Wadkins, Bobby	67	70	71	71	279	567.00
T45	Wiechers, Jim	71	67	70	71	279	567.00
T45	Higgins, Carl	69	71	66	73	279	567.00
T54	Geiberger, Al	72	68	67	73	280	462.00
T54	Levi, Wayne	70	68	73	69	280	462.00
T54	Lunn, Bob	73	68	73	66	280	462.00
T54	Meyer, Dennis	71	69	69	71	280	462.00
T54	Lee, Stan	69	70	71	70	280	462.00
T59	Beard, Frank	70	71	68	72	281	409.40
T59	Jacobsen, Peter	69	70	71	71	281	409.40
T59	McGinnis, Tom	71	70	71	69	281	409.40
T59	Pooley, Don	70	67	73	71	281	409.40
T59	Sifford, Curtis	67	72	69	73	281	409.40
T64	Brown, Pete	70	71	69	72	282	351.83
T64	Moody, Orville	68	73	72	69	282	351.83
T64	Pfeil, Mark	70	69	68	75	282	351.83
T64	Thore, David	72	68	70	72	282	351.83
T64	Lind, David	69	71	74	68	282	351.84
T64	Wittenberg, Jimmy	68	73	71	70	282	351.84
T70	Aaron, Tommy	73	68	71	71	283	105.00
T70	Mast, Dick	65	72	78	68	283	105.00
T70	Sabo, Ed	72	69	69	73	283	105.00
T73	Pate, Alan T.	70	70	75	69	284	0
T73	Wynn, Bob	68	73	70	73	284	0
T73	Dalziel, Doug	68	71	71	74	284	0
T76	Erskine, Randy	68	71	76	70	285	0
T76	Lum, Wren	67	74	72	72	285	0
T76	Barker, Jim	70	70	71	74	285	0
79	Milne, Chuck	68	71	76	73	288	0
80	Simpson, Tim	69	70	77	74	290	0
81	Hardin, Gary	69	72	75	78	294	0

TOURNAMENT RESULTS

1976 SAMMY DAVIS JR. GREATER HARTFORD OPEN



August 19-22, 1976
$210,000 Purse
Champion: Rik Massengale

LEADERS:
First Round: Rik Massengale's six-under par 65 was good for a two-stroke lead over Billy Casper, Chi Chi Rodriguez, J.C. Snead and Art Wall.
Second Round: Massengale had another 65 for a 12-under par 130 and led Snead (67 – 64) by one.
Third Round: Massengale double bogeyed the 17th hole and fell back into a tie for the lead with Snead at 13-under par 200. Al Geiberger, Mac McLendon, Rodriguez, Lee Trevino and Bobby Wadkins were at nine-under 204.
Cut: 74 players at even-par 142 from a field of 151.

	Player	1R	2R	3R	4R	Total	Money
1	Massengale, Rik	65	65	70	66	266	$42,000.00
T2	Geiberger, Al	70	66	68	64	268	19,425.00
T2	Snead, J.C.	67	64	69	68	268	19,425.00
4	Trevino, Lee	68	70	66	67	271	9,870.00
T5	Armstrong, Wally	71	69	66	66	272	7,271.25
T5	Floyd, Raymond	73	67	67	65	272	7,271.25
T5	Jaeckel, Barry	71	68	66	67	272	7,271.25
T5	Rodriguez, Chi Chi	67	69	68	68	272	7,271.25
T9	Casper, Billy	67	68	71	67	273	5,250.00
T9	Green, Hubert	70	68	67	68	273	5,250.00
T9	McLendon, Mac	68	67	69	69	273	5,250.00
T12	Brewer, Gay	69	66	70	69	274	4,060.00
T12	Colbert, Jim	68	71	68	67	274	4,060.00
T12	Kratzert, Billy	71	69	68	66	274	4,060.00
T15	Burns, George	72	67	68	68	275	3,360.00
T15	Schlee, John	70	66	69	70	275	3,360.00
T15	Wadkins, Bobby	68	69	67	71	275	3,360.00
T18	Aaron, Tommy	70	70	66	70	276	2,730.00
T18	Nelson, Larry	71	67	68	70	276	2,730.00
T18	Tapie, Alan	72	70	66	68	276	2,730.00
T21	Blancas, Homero	68	68	73	69	278	1,995.00
T21	Devlin, Bruce	69	73	66	70	278	1,995.00
T21	Murphy, Bob	69	69	71	69	278	1,995.00
T21	Palmer, Arnold	68	70	74	66	278	1,995.00
T21	Wynn, Bob	71	69	72	66	278	1,995.00
T26	Archer, George	70	67	68	74	279	1,491.00
T26	Dent, Jim	68	72	72	67	279	1,491.00
T26	Lott, Lyn	69	72	68	70	279	1,491.00
T26	Melnyk, Steve	71	70	73	65	279	1,491.00
T26	Shearer, Bob	69	69	71	70	279	1,491.00
T26	Thompson, Leonard	71	70	66	72	279	1,491.00
T26	Funseth, Rod	72	67	71	69	279	1,491.00
T33	Caldwell, Rex	71	68	69	72	280	1,063.12
T33	Elder, Lee	72	67	71	70	280	1,063.13
T33	Haas, Jay	72	70	72	66	280	1,063.13
T33	Jenkins, Tom	68	70	74	68	280	1,063.13
T33	Miller, Allen	70	70	68	72	280	1,063.12
T33	North, Andy	69	68	73	70	280	1,063.12
T33	Wall, Art	67	72	68	73	280	1,063.12
T33	Wiechers, Jim	68	71	71	70	280	1,063.13
T41	Curl, Rod	74	67	69	71	281	695.33
T41	Eastwood, Bob	73	68	73	67	281	695.34
T41	Kite, Tom	70	70	71	70	281	695.33
T41	Littler, Gene	71	67	73	70	281	695.33
T41	Masserio, Jim	69	71	69	72	281	695.33
T41	Nevil, Dwight	69	70	73	69	281	695.34
T41	Simons, Jim	72	70	67	72	281	695.33
T41	Molina, Florentino	72	68	72	69	281	695.34
T41	Mallon, Bill	72	66	72	71	281	695.33
T50	Stadler, Craig	70	72	67	73	282	519.50
T50	Moran, Paul	74	67	70	71	282	519.50
52	Rodgers, Phil	70	70	72	71	283	504.00
T53	Harris, Labron	72	67	72	73	284	477.75
T53	McCord, Gary	71	70	70	73	284	477.75
T53	Schroeder, John	70	68	75	71	284	477.75
T53	Veriato, Steven	70	71	72	71	284	477.75
T57	Altgelt, Stanton	72	68	74	71	285	430.60
T57	Beard, Frank	69	71	70	75	285	430.60
T57	Snead, Sam	68	73	68	76	285	430.60
T57	Farlow, Sam	74	68	69	74	285	430.60
T57	Ewing, Jack	69	73	70	73	285	430.60
62	Gilder, Bob	71	71	72	72	286	399.00
T63	Jamieson, Jim	70	69	72	76	287	357.00
T63	Regalado, Victor	72	68	74	73	287	357.00
T63	Shaw, Bob	73	68	72	74	287	357.00
T63	Walzel, Bobby	70	71	72	74	287	357.00
T63	Sikes, Dan	70	65	80	72	287	357.00
T63	Kaser, Monty	69	71	75	72	287	357.00
T63	Lee, Stan	72	69	72	74	287	357.00
T70	Bies, Don	72	69	74	73	288	157.50
T70	Diehl, Terry	70	70	76	72	288	157.50
72	Cerda, Antonio O.	73	67	72	77	289	0
73	Salinas, Arnold	73	69	75	73	290	0
74	Siderowf, Dick	69	72	77	73	291	0

1975 SAMMY DAVIS JR. GREATER HARTFORD OPEN



August 14-17, 1975
$200,000 Purse
Champion: Don Bies | **Sudden Death Playoff**

LEADERS:
First Round: Dennis Meyer fired a 64 to lead Austin Straub and Don Bies by one shot.
Second Round: Bies and Hubert Green shared the lead with 131's.
Third Round: Bies took sole possession of the lead with a 67 for a total of 198 for a one-shot lead over Green.
Cut: 76 players at even par 142.

	Player	1R	2R	3R	4R	Total	Money
1	Bies, Don	65	66	67	69	267	$40,000.00
2	Green, Hubert	66	65	68	68	267	22,800.00
3	Snead, J.C.	66	68	67	67	268	14,200.00
T4	Nelson, Larry	68	66	67	68	269	8,800.00
T4	Regalado, Victor	69	68	65	67	269	8,800.00
6	Blancas, Homero	67	69	68	66	270	7,200.00
T7	Miller, Johnny	69	67	68	67	271	6,150.00
T7	North, Andy	66	69	67	69	271	6,150.00
T9	Floyd, Raymond	67	69	71	65	272	5,200.00
T9	Player, Gary	69	68	69	66	272	5,200.00
T11	Hill, Mike	66	71	68	68	273	4,400.00
T11	Simons, Jim	71	69	70	63	273	4,400.00
T13	Geiberger, Al	69	69	64	72	274	3,400.00
T13	Heard, Jerry	67	69	73	65	274	3,400.00
T13	Inman, Joe	68	70	67	69	274	3,400.00
T13	Trevino, Lee	72	65	68	69	274	3,400.00
T13	Glenz, David	66	71	66	71	274	3,400.00
T18	Dill, Terry	70	66	67	72	275	2,400.00
T18	January, Don	68	68	69	70	275	2,400.00
T18	Menne, Bob	69	68	68	70	275	2,400.00
T18	Meyer, Dennis	64	73	72	66	275	2,400.00
T18	Wall, Art	71	69	72	63	275	2,400.00
T23	Adams, Sam	71	69	67	69	276	1,725.00
T23	Curl, Rod	70	70	69	67	276	1,725.00
T23	Stockton, Dave	69	67	70	70	276	1,725.00
T23	Straub, Austin	65	71	72	68	276	1,725.00
T27	McGee, Jerry	69	70	68	70	277	1,480.00
T27	Murphy, Bob	70	69	71	67	277	1,480.00
T27	Wadkins, Lanny	73	69	66	69	277	1,480.00
T30	Collins, Tim	69	71	69	69	278	1,270.00
T30	Still, Ken	69	71	70	68	278	1,270.00
T30	Thompson, Barney	70	69	69	70	278	1,270.00
T30	Zender, Bob	67	74	69	68	278	1,270.00
T34	Graham, Lou	67	67	71	74	279	988.57
T34	Melnyk, Steve	70	72	66	71	279	988.57
T34	Rodriguez, Chi Chi	72	69	68	70	279	988.57
T34	Shaw, Bob	70	71	71	67	279	988.58
T34	Shaw, Tom	68	67	69	75	279	988.57
T34	Wynn, Bob	72	69	68	70	279	988.57
T34	Feather, Randy	70	72	68	69	279	988.57
T41	Goalby, Bob	67	71	71	71	280	760.00
T41	Miller, Allen	71	68	73	68	280	760.00
T41	Oosterhuis, Peter	72	68	72	68	280	760.00
T41	Thompson, Leonard	73	69	69	69	280	760.00
T45	Cole, Bobby	70	69	71	71	281	540.00
T45	Eastwood, Bob	68	72	72	69	281	540.00
T45	Ford, Doug	69	70	70	72	281	540.00
T45	Knudson, George	70	71	72	68	281	540.00
T45	Rhoads, Rick	69	69	73	70	281	540.00
T45	Walzel, Bobby	69	69	70	73	281	540.00
T45	Ziegler, Larry	72	70	68	71	281	540.00
T45	Ziobro, Billy	70	69	69	73	281	540.00
T45	Greene, Bert	70	70	72	69	281	540.00
T54	Erickson, Bob	71	70	73	68	282	445.00
T54	Jacklin, Tony	73	69	69	71	282	445.00
T54	Horton, Jay	71	69	71	71	282	445.00
T54	Unger, Bob	71	68	74	69	282	445.00
58	Leslie, Perry	70	72	72	69	283	420.00
T59	Cerrudo, Ron	71	71	67	75	284	400.00
T59	Rachels, Sammy	68	71	72	73	284	400.00
T59	Starks, Nate	70	71	70	73	284	400.00
T62	Cadle, George	73	68	72	72	285	350.00
T62	Crawford, Richard	69	72	68	76	285	350.00
T62	Dougherty, Ed	69	70	69	77	285	350.00
T62	Hammer, Laurie	68	73	75	69	285	350.00
T62	Morley, Mike	70	69	74	72	285	350.00
T62	Wiechers, Jim	71	71	70	73	285	350.00
T62	Benson, Bob	70	70	74	71	285	350.00
T69	Archer, George	68	73	70	75	286	152.50
T69	Groh, Gary	71	70	73	72	286	152.50
T69	Heins, Bobby	69	73	67	77	286	152.50
T69	McNickle, Artie	71	70	73	72	286	152.50
73	Harris, Labron	70	71	70	77	288	0
74	Courtney, Charles	70	68	78	73	289	0
75	Long, Mike	68	73	75	74	290	0
76	Allen, Ras	71	71	76	76	294	0

TOURNAMENT RESULTS

1974 SAMMY DAVIS JR. GREATER HARTFORD OPEN



August 15-18, 1974
$200,000 Purse
Champion: Dave Stockton

LEADERS:
First Round: Dave Stockton and Bob Murphy shared the lead with opening round 6-under-par 65's. Bruce Devlin and Eddie Pearce were one shot back.
Second Round: Stockton fired his second consecutive 65 and stood at 12-under-par 130 and held a two-stroke lead over Bob Wynn. Lee Trevino was three strokes back at nine-under-par 133.
Third Round: Second-round leader Stockton increases his lead to three strokes with a two-under-par 69 and was 14-under-par 199 through 54 holes. Trevino was alone in second at 11-under-par 202 and Wynn was four strokes back at 203.
Cut: 71 players at 1-under-par 141 from a field of 78.

	Player	1R	2R	3R	4R	Total	Money
1	Stockton, Dave	65	65	69	69	268	$40,000.00
2	Floyd, Raymond	69	68	69	66	272	22,800.00
3	Wynn, Bob	68	64	71	70	273	14,200.00
4	Trevino, Lee	68	65	69	72	274	9,400.00
T5	Casper, Billy	71	68	68	68	275	6,350.00
T5	Colbert, Jim	70	67	70	68	275	6,350.00
T5	Cole, Bobby	70	66	68	71	275	6,350.00
T5	Crampton, Bruce	70	65	70	70	275	6,350.00
T5	Hill, Mike	71	67	69	68	275	6,350.00
T5	McGee, Jerry	67	69	71	68	275	6,350.00
T11	Bies, Don	67	69	71	69	276	3,466.67
T11	Green, Hubert	67	72	71	66	276	3,466.67
T11	Harris, Labron	69	66	70	71	276	3,466.66
T11	Jones, Grier	68	69	70	69	276	3,466.67
T11	Kite, Tom	72	68	66	70	276	3,466.66
T11	Littler, Gene	70	67	72	67	276	3,466.67
T11	Snead, J.C.	68	67	72	69	276	3,466.67
T11	Watson, Tom	71	68	73	64	276	3,466.67
T11	Ziegler, Larry	71	68	67	70	276	3,466.66
T20	Allen, Ras	71	68	70	68	277	1,928.57
T20	Mahaffey, John	68	67	72	70	277	1,928.57
T20	Murphy, Bob	65	72	70	70	277	1,928.57
T20	Nelson, Larry	68	71	69	69	277	1,928.57
T20	Pearce, Eddie	66	72	71	68	277	1,928.57
T20	Regalado, Victor	69	70	69	69	277	1,928.57
T20	Greenwood, Bobby	69	72	68	68	277	1,928.57
T27	Baird, Butch	68	73	69	68	278	1,390.00
T27	Courtney, Charles	70	69	70	69	278	1,390.00
T27	Devlin, Bruce	66	70	70	72	278	1,390.00
T27	Graham, Lou	70	69	69	70	278	1,390.00
T27	Iverson, Don	68	69	70	71	278	1,390.00
T27	Porter, Joe	70	70	69	69	278	1,390.00
T33	Dickson, Bob	70	71	69	69	279	949.09
T33	Fleckman, Marty	70	68	71	70	279	949.09
T33	Groh, Gary	69	68	68	74	279	949.09
T33	Johnson, George	67	71	72	69	279	949.09
T33	Massengale, Rik	69	70	72	68	279	949.10
T33	Masserio, Jim	69	71	70	69	279	949.09
T33	Melnyk, Steve	71	68	70	70	279	949.09
T33	Nevil, Dwight	68	70	71	70	279	949.09
T33	Yancey, Bert	69	69	69	72	279	949.09
T33	Pace, Roy	70	71	69	69	279	949.09
T33	Stanton, Bob	70	67	73	69	279	949.09
T44	Archer, George	72	69	68	71	280	660.00
T44	Crawford, Richard	72	69	70	69	280	660.00
T44	Evans, Tom	73	68	69	70	280	660.00
T47	Douglass, Dale	69	71	74	67	281	526.00
T47	Fezler, Forrest	69	70	68	74	281	526.00
T47	Lister, John	68	69	76	68	281	526.00
T47	North, Andy	68	70	73	70	281	526.00
T47	Funseth, Rod	71	69	71	70	281	526.00
T52	Player, Gary	69	71	69	73	282	460.00
T52	Schroeder, John	68	69	73	72	282	460.00
T52	Sifford, Charles	71	69	71	71	282	460.00
T52	Still, Ken	70	71	69	72	282	460.00
T52	Greene, Bert	69	69	75	69	282	460.00
T57	Barber, Jim	71	70	72	70	283	400.00
T57	Dent, Jim	69	69	74	71	283	400.00
T57	Eastwood, Bob	70	69	73	71	283	400.00
T57	Hiskey, Babe	71	70	72	70	283	400.00
T57	Lott, Lyn	70	71	73	69	283	400.00
T57	Wadkins, Lanny	72	69	70	72	283	400.00
T57	Wall, Art	73	68	71	71	283	400.00
T64	Payne, Bob	70	65	74	75	284	345.00
T64	Rodriguez, Chi Chi	72	66	71	75	284	345.00
T64	Ewing, Jack	69	68	74	73	284	345.00
T64	Marshall, James B.	70	70	72	72	284	345.00
68	McCullough, Mike	70	71	72	73	286	320.00
69	Moran, Paul	70	71	73	73	287	310.00
T70	Heard, Jerry	70	71	75	72	288	150.00
T70	Ashworth, Bruce	70	71	74	73	288	150.00

1973 GREATER HARTFORD OPEN

August 31-September 3, 1973
$200,000 Purse
Champion: Billy Casper

LEADERS:
First Round: Hubert Green opened with an 8-under-par 63, good for a two-stroke lead over Bruce Devlin, Jerry Heard and Jim Wiechers.
Second Round: Wiechers moved to 11-under 131, one ahead of Billy Casper, Bruce Devlin and Lee Trevino.
Third Round: Bruce Devlin and Hubert Green shared the lead at 14-under 199, one stroke ahead of Billy Casper, Dave Eichelberger, John Mahaffey, Arnold Palmer, Bob Payne, Gary Player and Jim Wiechers.
Cut: 70 players at 2-under-par 140 from a field of 74.

	Player	1R	2R	3R	4R	Total	Money
1	Casper, Billy	67	65	68	64	264	$40,000.00
2	Devlin, Bruce	65	67	67	66	265	22,800.00
T3	Elder, Lee	67	68	67	64	266	9,750.00
T3	Palmer, Arnold	68	65	67	66	266	9,750.00
T3	Trevino, Lee	67	65	69	65	266	9,750.00
T3	Wiechers, Jim	65	66	69	66	266	9,750.00
T7	Bies, Don	66	67	70	64	267	5,460.00
T7	Green, Hubert	63	73	63	68	267	5,460.00
T7	Kite, Tom	68	71	63	65	267	5,460.00
T7	Payne, Bob	70	66	64	67	267	5,460.00
T7	Player, Gary	66	67	67	67	267	5,460.00
12	Crawford, Richard	67	68	67	66	268	4,200.00
T13	Courtney, Charles	70	64	69	66	269	3,600.00
T13	Eichelberger, Dave	68	68	64	69	269	3,600.00
T13	Heard, Jerry	65	71	69	64	269	3,600.00
T16	Baird, Butch	67	67	68	68	270	2,800.00
T16	Blancas, Homero	66	68	69	67	270	2,800.00
T16	Mahaffey, John	66	69	65	70	270	2,800.00
T16	Sifford, Curtis	68	66	70	66	270	2,800.00
T16	Wall, Art	69	65	70	66	270	2,800.00
T21	Nichols, Bobby	67	69	69	66	271	2,100.00
T21	Schroeder, John	68	65	71	67	271	2,100.00
T23	Archer, George	69	69	66	68	272	1,653.33
T23	Ferriell, James	67	67	70	68	272	1,653.33
T23	Johnson, George	72	66	65	69	272	1,653.33
T23	Rodriguez, Chi Chi	70	70	68	64	272	1,653.34
T23	Evans, Tom	69	71	66	66	272	1,653.34
T23	Ewing, Jack	71	68	66	67	272	1,653.33
T29	Harney, Paul	70	66	66	71	273	1,244.28
T29	Jones, Grier	67	67	69	70	273	1,244.29
T29	Knudson, George	67	66	68	72	273	1,244.28
T29	Sifford, Charles	67	68	67	71	273	1,244.28
T29	Wynn, Mike	70	67	68	68	273	1,244.29
T29	Hendrickson, Dick	71	69	70	63	273	1,244.29
T29	Rhyan, Dick	68	70	66	69	273	1,244.29
T36	Iverson, Don	69	71	66	68	274	983.33
T36	Stockton, Dave	68	69	69	68	274	983.34
T36	Thorpe, Chuck	70	70	66	68	274	983.33
T39	Bohen, Marty	72	67	70	66	275	820.00
T39	Eastwood, Bob	68	69	70	68	275	820.00
T39	Hill, Mike	69	67	69	70	275	820.00
T39	Massengale, Rik	71	68	67	69	275	820.00
T39	Ulozas, Tom	71	67	68	69	275	820.00
T44	Barber, Miller	70	68	69	69	276	603.33
T44	Groh, Gary	68	68	71	69	276	603.33
T44	Mitchell, Bobby	70	67	70	69	276	603.33
T44	Greene, Bert	73	64	72	67	276	603.34
T44	Wilcox, Terry	68	71	69	68	276	603.34
T44	Johnston, Ralph	70	66	71	69	276	603.33
T50	Allen, Ras	67	67	71	72	277	470.00
T50	Colbert, Jim	71	68	66	72	277	470.00
T50	Cole, Bobby	66	68	69	74	277	470.00
T50	Floyd, Raymond	67	68	73	69	277	470.00
T50	Purtzer, Paul	69	69	67	72	277	470.00
T50	Snead, J.C.	68	72	67	70	277	470.00
T50	Yancey, Bert	67	70	70	70	277	470.00
T57	Fezler, Forrest	69	70	70	69	278	420.00
T57	Still, Ken	69	70	70	69	278	420.00
T57	Glenz, David	70	67	70	71	278	420.00
T60	Barber, Jim	70	70	68	71	279	395.00
T60	McNickle, Artie	69	69	69	72	279	395.00
T62	Beard, Frank	72	68	73	67	280	355.00
T62	Curl, Rod	72	65	66	77	280	355.00
T62	Hill, Dave	67	72	69	72	280	355.00
T62	Regalado, Victor	70	68	72	70	280	355.00
T62	Barrier, Jerry	69	69	69	73	280	355.00
T62	Edwards, Greg	68	69	72	71	280	355.00
68	Cain, Steve	70	68	70	73	281	320.00
T69	Morley, Mike	71	69	71	71	282	305.00
T69	Murphy, Bob	71	69	70	72	282	305.00

TOURNAMENT RESULTS

1972 GREATER HARTFORD OPEN



September 1-4, 1972
$125,000 Purse
Champion: Lee Trevino | **Sudden Death Playoff**

LEADERS:
First Round: Bert Yancey at 8-under-par 63 led Lee Trevino and Lee Elder by one stroke and Joe Carr, Curtis Sifford and Larry Wood by two strokes.
Second Round: Deane Beman and Trevino at 10-under 132 led Elder, Paul Moran, Rick Rhoads, Tom Shaw and Dave Stockton by one stroke.
Third Round: Ralph Johnston and Curtis Sifford at 12-under 201 led Deane Beman and Elder by one stroke and Ken Still by two strokes.
Cut: 73 players at 1-under-par 141 from a field of 79

	Player	1R	2R	3R	4R	Total	Money
1	Trevino, Lee	64	68	72	65	269	$25,000.00
2	Elder, Lee	64	69	69	67	269	14,300.00
T3	Beman, Deane	66	66	70	68	270	7,350.00
T3	Johnston, Ralph	67	67	67	69	270	7,350.00
T5	Blancas, Homero	71	69	69	64	273	4,812.50
T5	Sifford, Curtis	65	69	67	72	273	4,812.50
T7	Rodriguez, Chi Chi	69	68	70	67	274	3,686.67
T7	Shaw, Tom	67	66	72	69	274	3,686.67
T7	Still, Ken	68	70	65	71	274	3,686.66
10	Graham, Lou	70	67	69	69	275	3,125.00
T11	Cole, Bobby	68	68	71	69	276	2,625.00
T11	Graham, David	68	66	71	71	276	2,625.00
T11	Rhoads, Rick	67	66	71	72	276	2,625.00
T14	Green, Hubert	67	68	73	69	277	2,062.50
T14	Stockton, Dave	66	67	72	72	277	2,062.50
T14	Moran, Paul	67	66	71	73	277	2,062.50
T14	Wood, Larry	65	70	74	68	277	2,062.50
T18	Adams, Sam	72	67	68	71	278	1,351.87
T18	Goalby, Bob	67	71	71	69	278	1,351.88
T18	Heard, Jerry	67	71	70	70	278	1,351.87
T18	Knudson, George	70	69	70	69	278	1,351.88
T18	Sifford, Charles	70	69	69	70	278	1351.87
T18	Yancey, Bert	63	71	74	70	278	1,351.87
T18	Ziegler, Larry	70	70	70	68	278	1,351.88
T18	Ewing, Jack	67	69	73	69	278	1,351.88
T26	Archer, George	68	72	71	68	279	906.50
T26	Baird, Butch	69	69	70	71	279	906.50
T26	Carr, Joe	65	70	70	74	279	906.50
T26	Pace, Roy	68	66	70	75	279	906.50
T26	Toscano, Harry	70	65	74	70	279	906.50
T26	Toepel, John	70	70	71	68	279	906.50
T32	Harney, Paul	67	72	70	71	280	750.00
T32	Miller, Allen	67	70	71	72	280	750.00
T32	Jewell, Jim	72	69	68	71	280	750.00
T35	Brown, Pete	68	71	71	71	281	635.17
T35	Courtney, Charles	69	69	75	68	281	635.17
T35	Ulozas, Tom	66	71	70	74	281	635.16
T35	Barbarossa, Bob	66	70	76	69	281	635.17
T35	Marad, Dave	70	68	70	73	281	635.16
T35	Wolff, Randy	70	71	70	70	281	635.17
T41	Barber, Dave	67	72	71	72	282	433.33
T41	Botts, Rafe	71	67	73	71	282	433.34
T41	Cerrudo, Ron	72	69	71	70	282	433.34
T41	Douglass, Dale	70	69	70	73	282	433.33
T41	Mahaffey, John	71	67	71	73	282	433.33
T41	Olson, Doug	72	68	70	72	282	433.33
T47	Iverson, Don	69	71	68	75	283	273.48
T47	Jamieson, Jim	69	71	70	73	283	273.48
T47	Reid, Steve	70	69	72	72	283	273.48
T47	Schroeder, John	70	70	74	69	283	273.48
T47	Stranahan, Dick	68	72	72	71	283	273.48
T52	Fezler, Forrest	71	68	72	73	284	217.39
T52	Nevil, Dwight	68	73	71	72	284	217.39
T52	Reasor, Mike	72	68	73	71	284	217.40
T52	Roesink, Martin	70	70	72	72	284	217.39
T52	Lewis Jr., Bob	70	70	73	71	284	217.40
T52	Ellsworth, Ken	71	68	73	72	284	217.39
T52	Lotz, John	69	68	72	75	284	217.39
T52	Spang, Mike	67	70	73	74	284	217.39
T60	Zender, Bob	72	68	74	71	285	217.39
T60	Kaser, Monty	71	70	70	74	285	217.39
T60	Thorpe, Chuck	67	73	71	74	285	217.39
63	Menne, Bob	68	72	72	74	286	217.39
T64	Wynn, Mike	75	66	69	77	287	217.39
T64	Hooper, Herb	71	68	77	71	287	217.39
T64	Smith, Earl	69	71	72	75	287	217.39
T67	Gentile, John	71	69	74	74	288	217.39
T67	Wall, Art	70	69	74	75	288	217.39
T67	Bourne, Bob	67	73	75	73	288	217.39
T67	Voss, Jeff	69	70	74	75	288	217.39
71	Eastwood, Bob	71	70	75	73	289	217.39
72	Finger, Sherman	70	71	72	77	290	217.39
73	Comstock, Byron	70	71	73	78	292	217.39

1971 GREATER HARTFORD OPEN



September 6-9, 1971
$110,000 Purse
Champion: George Archer | **Sudden Death Playoff**

LEADERS:
First Round: Joel Goldstrand posted 8-under-par 63 for a two-stroke lead over Jack Ewing, Johnny Miller, J.C. Snead and Dave Stockton.
Second Round: Ewing moved to 10-under 132, two shots clear of George Archer, Al Geiberger, Hubert Green, Herb Hooper, Rick Rhoads, Snead and Stockton.
Third Round: Dave Hill and Snead shared the lead at 12-under-par 201, one shot ahead of Archer, Deane Beman, Ewing, Lou Graham, Fred Marti and Stockton.
Cut: 88 players at 1-under 141 from a field of 91.

	Player	1R	2R	3R	4R	Total	Money
1	Archer, George	68	66	68	66	268	$22,000.00
T2	Graham, Lou	68	67	67	66	268	10,175.00
T2	Snead, J.C.	65	69	67	67	268	10,175.00
T4	Beman, Deane	66	69	67	68	270	4,290.00
T4	Green, Hubert	66	68	70	66	270	4,290.00
T4	Stockton, Dave	65	69	68	68	270	4,290.00
T4	Ewing, Jack	65	67	70	68	270	4,290.00
T8	Brewer, Gay	71	67	65	68	271	2,988.33
T8	Sikes, R.H.	68	70	66	67	271	2,988.33
T8	Weiskopf, Tom	69	68	69	65	271	2,988.34
T11	Lotz, Dick	66	69	69	68	272	2,310.00
T11	Marti, Fred	66	69	67	70	272	2,310.00
T11	Rodgers, Phil	69	70	66	67	272	2,310.00
T14	Geiberger, Al	68	66	70	69	273	1,760.00
T14	Goalby, Bob	70	66	69	68	273	1,760.00
T14	Hill, Dave	70	65	66	72	273	1,760.00
T14	Nichols, Bobby	68	68	68	69	273	1,760.00
T14	Shaw, Tom	68	71	65	69	273	1,760.00
T19	Harris, Labron	71	69	67	67	274	1,265.00
T19	Jones, Grier	68	69	68	69	274	1,265.00
T19	Sifford, Curtis	67	70	68	69	274	1,265.00
T19	Hooper, Herb	68	66	70	70	274	1,265.00
23	Henry, Bunky	66	70	72	67	275	1,034.00
24	Vollmer, Wayne	69	69	68	70	276	968.00
T25	Cerrudo, Ron	67	70	71	69	277	830.50
T25	Harney, Paul	66	71	72	68	277	830.50
T25	Hiskey, Babe	74	67	67	69	277	830.50
T25	Marr, Dave	68	69	69	71	277	830.50
T25	Rhyan, Dick	69	67	71	70	277	830.50
T25	Lewis Jr., Bob	70	68	69	70	277	830.00
T31	Aaron, Tommy	71	70	68	68	277	592.00
T31	Iverson, Don	70	71	69	68	278	592.00
T31	Jones, Gordon	66	70	73	69	278	592.00
T31	McLendon, Mac	67	74	69	68	278	592.00
T31	Miller, Johnny	65	70	72	71	278	592.00
T31	Murphy, Bob	71	67	71	69	278	592.00
T31	Nevil, Dwight	67	70	72	69	278	592.00
T31	Rhoads, Rick	66	68	73	71	278	592.00
T31	Sanudo, Cesar	67	69	69	73	278	592.00
T31	Baker, Ralph	68	69	71	70	278	592.00
T31	Goldstrand, Joel	63	77	68	70	278	592.00
T42	Blancas, Homero	69	67	68	75	279	352.00
T42	Irwin, Hale	68	67	71	73	279	352.00
T42	Jamieson, Jim	72	65	69	73	279	352.00
T42	Mitchell, Bobby	73	68	70	68	279	352.00
T42	Sanders, Doug	71	69	69	70	279	352.00
T42	Still, Ken	70	69	71	69	279	352.00
T48	Brown, Pete	66	69	74	71	280	157.86
T48	Colbert, Jim	69	69	69	73	280	157.86
T48	Crawford, Richard	72	69	67	72	280	157.86
T48	Hill, Mike	68	72	68	72	280	157.86
T48	Refram, Dean	69	72	70	69	280	157.86
T48	Wiechers, Jim	69	71	70	70	280	157.86
T48	Ziegler, Larry	72	68	72	68	280	157.86
T48	Johnston, Ralph	68	71	71	70	280	157.00
T48	Yates, Wayne	71	67	71	71	280	157.00
T57	Wynn, Bob	67	71	70	73	281	115.79
T57	Reif, Ron	68	72	67	74	281	115.00
T57	Smith, Dick	73	68	69	71	281	115.00
T57	Lotz, John	69	70	72	70	281	115.00
T61	Bies, Don	69	70	70	73	282	115.79
T61	Cole, Bobby	71	69	69	73	282	115.79
T61	Smith, Bob E.	69	71	72	70	282	115.79
T61	Moran, Paul	69	67	71	75	282	115.79
T61	Boutell, George	70	68	75	69	282	115.79
T66	Douglass, Dale	69	68	72	74	283	115.79
T66	Massengale, Rik	67	71	73	72	283	115.79
T66	Schroeder, John	70	71	70	72	283	115.79
T66	Weaver, DeWitt	72	68	71	72	283	115.79
T66	Greene, Bert	70	71	71	71	283	115.79
T66	Olson, Doug	69	72	71	71	283	115.00
T72	Rodriguez, Chi Chi	71	70	75	68	284	115.79
T72	Porter, Joe	67	68	71	78	284	115.00
T72	Gibbs, Phil	69	72	73	70	284	115.00
T75	Elder, Lee	70	71	74	70	285	115.79
T75	Erickson, Bob	68	70	74	73	285	115.00
T75	Barbarossa, Bob	68	70	71	76	285	115.00
T78	Curl, Rod	70	68	74	74	286	115.79
T78	Garrett, Bill	67	72	73	74	286	115.79
T78	Petri, Randy	72	68	74	72	286	115.00
81	Randall, Ross	71	70	74	72	287	115.00
T82	Dent, Jim	72	69	74	73	288	115.79
T82	Lister, John	70	71	70	77	288	115.79
T82	Wall, Art	72	68	74	74	288	115.79
T85	Underwood, Hal	72	69	77	72	290	115.00
T85	Sanderson, Tom	69	72	74	75	290	115.00
87	Pace, Roy	69	72	75	76	292	115.78
88	Meade, Linden	72	69	79	77	297	115.00

TOURNAMENT RESULTS

1970 GREATER HARTFORD OPEN

September 8-11, 1970
$100,000 Purse
Champion: Bob Murphy

LEADERS:
First Round: Pete Brown, Jim Colbert, Paul Moran and Bob Murphy notched 5-under-par 66 and led six players by one stroke.
Second Round: Murphy moved to 10-under 132, one ahead of Jim Grant and two ahead of Don Bies.
Third Round: Murphy sat at 15-under 198, four strokes ahead of Steve Oppermann. Jim Grant and Paul Harney trailed by six.
Cut: 73 players at even-par 142 from a field of 81

	Player	1R	2R	3R	4R	Total	Money
1	Murphy, Bob	66	66	66	69	267	$20,000.00
2	Harney, Paul	70	65	69	67	271	11,400.00
3	Weiskopf, Tom	69	66	70	67	272	7,100.00
T4	Grant, Jim	69	64	71	69	273	4,400.00
T4	Oppermann, Steve	67	68	67	71	273	4,400.00
T6	Sanders, Doug	67	70	69	68	274	3,400.00
T6	Stockton, Dave	72	67	69	66	274	3,400.00
T8	Beman, Deane	71	67	67	70	275	2,510.00
T8	Blancas, Homero	70	67	69	69	275	2,510.00
T8	Brown, Pete	66	70	69	70	275	2,510.00
T8	Jones, Grier	68	68	73	66	275	2,510.00
T8	Maxwell, Billy	67	68	71	69	275	2,510.00
T13	Coody, Charles	75	63	70	68	276	1,550.00
T13	Courtney, Charles	69	67	69	71	276	1,550.00
T13	Goalby, Bob	71	70	67	68	276	1,550.00
T13	Hill, Mike	68	68	69	71	276	1,550.00
T13	Jamieson, Jim	71	67	67	71	276	1,550.00
T13	Lunn, Bob	71	70	65	70	276	1,550.00
T13	Sikes, R.H.	67	68	71	70	276	1,550.00
T13	Thompson, Rocky	69	70	69	68	276	1,550.00
T21	Elder, Lee	70	67	72	68	277	902.86
T21	Graham, Lou	72	67	71	67	277	902.86
T21	Henry, Bunky	73	67	70	67	277	902.86
T21	Lotz, Dick	70	69	69	69	277	902.86
T21	Marr, Dave	68	70	71	68	277	902.86
T21	Stone, Bob	70	69	68	70	277	902.85
T21	Greene, Bert	71	67	69	70	277	902.85
T28	Trevino, Lee	73	67	68	70	278	725.00
T28	Hooper, Herb	70	70	67	71	278	725.00
T30	Dill, Terry	70	71	71	67	279	593.75
T30	Geiberger, Al	71	71	68	69	279	593.75
T30	Harris, Labron	68	71	69	71	279	593.75
T30	Mitchell, Bobby	71	70	69	69	279	593.75
T30	Royer, Hugh	69	72	70	68	279	593.75
T30	Schlee, John	69	68	70	72	279	593.75
T30	Moran, Paul	66	70	71	72	279	593.75
T30	Stanton, Bob	71	69	68	71	279	593.75
T38	Bies, Don	68	66	73	73	280	462.50
T38	Douglass, Dale	74	67	69	70	280	462.50
T38	Garrett, Bill	69	67	74	70	280	462.50
T38	Heard, Jerry	73	68	73	66	280	462.50
T42	Aaron, Tommy	70	68	73	70	281	286.67
T42	Beard, Frank	73	68	70	70	281	286.67
T42	Colbert, Jim	66	72	71	72	281	286.66
T42	Dickson, Bob	71	71	70	69	281	286.67
T42	Ferrell, Gene	71	67	72	71	281	286.66
T42	Ford, Doug	73	69	71	68	281	286.67
T42	Massengale, Don	69	73	69	70	281	286.67
T42	Still, Ken	72	69	70	70	281	286.67
T42	Wiechers, Jim	71	69	69	72	281	286.66
T51	Carr, Joe	67	68	73	74	282	173.92
T51	Refram, Dean	67	72	73	70	282	173.92
T51	Sanudo, Cesar	71	68	72	71	282	173.92
T51	Spray, Steve	72	70	71	69	282	173.92
T51	Yancey, Bert	72	68	70	72	282	173.92
T56	Fetchick, Mike	69	67	71	76	283	173.92
T56	Ziegler, Larry	71	70	68	74	283	173.92
T58	Archer, George	68	70	71	75	284	173.91
T58	Bassett, Richard	72	70	68	74	284	173.91
T58	Vollmer, Wayne	69	73	72	70	284	173.91
T58	Wolff, Randy	69	70	74	71	284	173.91
T62	Aycock, Tommy	69	73	73	70	285	173.91
T62	Shaw, Tom	70	71	69	75	285	173.91
T62	Smith, Bob E.	70	71	74	70	285	173.91
T65	Crawford, Richard	68	70	78	70	286	173.91
T65	Funseth, Rod	74	67	74	71	286	173.91
T67	McGee, Jerry	72	68	70	77	287	173.91
T67	Picard, Jimmy	68	70	73	76	287	173.91
69	Sifford, Charles	71	71	76	71	289	173.91
T70	Knudson, George	73	69	73	75	290	173.91
T70	Rodgers, Phil	68	72	75	75	290	173.91
72	Weaver, DeWitt	71	70	74	77	292	173.91
73	Underwood, Hal	71	71	79	72	293	173.91

1969 GREATER HARTFORD OPEN

September 2-5, 1969
$100,000 Purse
Champion: Bob Lunn | **Sudden Death Playoff**



LEADERS:
First Round: Joel Goldstrand, Bob Murphy and J.C. Snead were tied at 5-under 66, one ahead of eight players at 4-under 67.
Second Round: Gay Brewer fired a five-under-par 66 to take a one-stroke lead over Bob Lunn and Phil Rodgers at 8-under 134. Five other players were two strokes back at six-under 136.
Third Round: Lunn sat at 12-under 201, one shot clear of Dave Hill and Howie Johnson. Gay Brewer and Dave Stockton were two shots back at 10-under 203.
Cut: No Cut.

	Player	1R	2R	3R	4R	Total	Money
1	Lunn, Bob	67	68	66	67	268	$20,000.00
2	Hill, Dave	68	68	66	66	268	11,400.00
3	Stockton, Dave	69	67	67	66	269	7,100.00
T4	Brewer, Gay	68	66	69	68	271	4,400.00
T4	Greene, Bert	69	67	70	65	271	4,400.00
6	Johnson, Howie	72	67	63	70	272	3,600.00
7	Nicklaus, Jack	68	68	69	68	273	3,200.00
T8	Beman, Deane	70	69	65	70	274	2,510.00
T8	Graham, Lou	72	67	68	67	274	2,510.00
T8	Hinson, Larry	69	69	68	68	274	2,510.00
T8	Sikes, R.H.	67	70	67	70	274	2,510.00
T8	Snead, J.C.	66	74	66	68	274	2,510.00
T13	Colbert, Jim	71	67	67	70	275	1,700.00
T13	Elder, Lee	70	71	65	69	275	1,700.00
T13	Rodgers, Phil	67	68	71	69	275	1,700.00
T13	Trevino, Lee	70	67	68	70	275	1,700.00
T13	Zarley, Kermit	69	69	68	69	275	1,700.00
T18	Irwin, Hale	68	72	70	66	276	1,350.00
T18	Murphy, Bob	66	73	68	69	276	1,350.00
T20	Bies, Don	68	71	71	67	277	964.29
T20	Charles, Bob	68	70	69	70	277	964.29
T20	Douglass, Dale	70	68	68	71	277	964.28
T20	Reid, Steve	70	68	71	68	277	964.29
T20	Sifford, Charles	74	65	73	65	277	964.29
T20	Sikes, Dan	72	68	67	70	277	964.28
T20	Peterson, Les	68	71	68	70	277	964.28
T27	Casper, Billy	70	68	70	70	278	725.00
T27	Eichelberger, Dave	70	71	68	69	278	725.00
T27	Sanders, Doug	70	68	70	70	278	725.00
T27	Underwood, Hal	67	71	67	73	278	725.00
T31	Lotz, Dick	72	67	69	71	279	612.50
T31	Mitchell, Bobby	68	72	70	69	279	612.50
T31	Coon, Ross	70	67	72	70	279	612.50
T31	Pace, Roy	67	72	69	71	279	612.50
T35	Barber, Miller	71	69	70	70	280	495.71
T35	Crampton, Bruce	71	70	70	69	280	495.71
T35	Shaw, Tom	71	68	72	69	280	495.72
T35	Still, Ken	72	68	72	68	280	495.72
T35	Abbott, Jerry	67	71	73	69	280	495.72
T35	Goldstrand, Joel	66	74	67	73	280	495.71
T35	Wolff, Randy	68	69	68	75	280	495.71
T42	Beard, Frank	72	69	71	69	281	297.50
T42	Harney, Paul	68	73	72	68	281	297.50
T42	Jones, Grier	70	72	71	68	281	297.50
T42	Mowry, Larry	70	68	73	70	281	297.50
T42	Brown, Cliff	70	70	71	70	281	297.50
T42	Fraser, Howell	71	70	71	69	281	297.50
T42	Rautmann, Dick	71	69	71	70	281	297.50
T42	Sears, Larry	72	69	71	69	281	297.5
T50	Dickinson, Gardner	73	70	69	70	282	165.71
T50	Jacobs, Tommy	72	69	71	70	282	165.71
T50	Miller, Johnny	72	71	68	71	282	165.71
T50	Smith, Bob E.	67	70	75	70	282	165.72
T50	Hooper, Herb	72	67	73	70	282	165.72
T50	Lotz, John	68	70	72	72	282	165.71
T50	Montgomery, Jack	71	72	71	68	282	165.72
T57	Baird, Butch	70	69	71	73	283	160.00
T57	Kennedy, John	69	70	74	70	283	160.00
T57	Stanton, Bob	68	73	72	70	283	160.00
T60	Balding, Al	69	67	72	76	284	160.00
T60	Harris, Labron	71	72	70	71	284	160.00
T62	Carr, Joe	70	69	74	72	285	160.00
T62	Cerrudo, Ron	72	71	71	71	285	160.00
T62	Dill, Terry	73	70	69	73	285	160.00
T62	Boynton, Frank	70	70	72	73	285	160.00
T62	Stranahan, Dick	71	69	73	72	285	160.00
T67	Maxwell, Billy	72	70	74	70	286	160.00
T67	Rudolph, Mason	74	69	75	68	286	160.00
69	Harmon, Jr., Claude	68	71	76	72	287	160.00
T70	Marr, Dave	71	72	72	73	288	160.00
T70	McGee, Jerry	73	68	75	72	288	160.00
T70	Yancey, Bert	71	70	71	76	288	160.00
T73	Roesink, Martin	67	74	76	75	292	160.00
T73	Winter, Terry	70	73	71	78	292	160.00
75	Botts, Rafe	76	67	70	80	293	160.00

TOURNAMENT RESULTS

1968 GREATER HARTFORD OPEN

September 5-8, 1968
$100,000 Purse
Champion: Billy Casper

LEADERS:
First Round: Bruce Crampton recorded a 6-under 65 to lead Al Balding, Ron Cerrudo, Billy Maxwell, Mason Rudolph and Ken Still by two shots.
Second Round: Crampton moved to 10-under 132, one shot clear of Al Balding and Billy Casper. Raymond Floyd, J.C. Goosie, Bobby Mitchell and Dave Stockton were four shots back.
Third Round: Casper sat at 13-under 200, two shots ahead of Crampton. Stockton and Floyd were three and four shots behind respectively.
Cut: No Cut.

	Player	1R	2R	3R	4R	Total	Money
1	Casper, Billy	68	65	67	66	266	$20,000.00
2	Crampton, Bruce	65	67	70	67	269	12,000.00
3	Floyd, Raymond	69	67	68	67	271	75,00.00
4	Stockton, Dave	68	68	67	71	274	5,000.00
T5	Rudolph, Mason	67	70	70	68	275	4,050.00
T5	Still, Ken	67	71	67	70	275	4,050.00
T7	Johnson, Howie	68	69	70	69	276	2,975.00
T7	Marr, Dave	68	71	67	70	276	2,975.00
T7	Smith, Bob E.	69	71	70	66	276	2,975.00
T7	Montgomery, Jack	72	67	69	68	276	2,975.00
T11	Nichols, Bobby	72	70	70	65	277	2,200.00
T11	Thompson, Rocky	68	69	69	71	277	2,200.00
T11	McGowan, Jack	69	68	72	68	277	2,200.00
T14	Fetchick, Mike	69	70	73	66	278	1,800.00
T14	Goosie, J.C.	70	66	72	70	278	1,800.00
T14	Boynton, Frank	71	71	71	65	278	1,800.00
T17	Cole, Bobby	69	71	68	71	279	1,300.00
T17	Henning, Harold	69	68	72	70	279	1,300.00
T17	Lunn, Bob	70	69	73	67	279	1,300.00
T17	Mitchell, Bobby	68	68	71	72	279	1,300.00
T17	Pott, Johnny	69	68	73	69	279	1,300.00
T17	Sifford, Charles	70	72	66	71	279	1,300.00
T17	Yates, Wayne	70	69	68	72	279	1,300.00
T24	Balding, Al	67	66	76	71	280	816.66
T24	Cerrudo, Ron	67	72	72	69	280	816.67
T24	Douglass, Dale	70	69	72	69	280	816.67
T24	Rodgers, Phil	70	70	71	69	280	816.66
T24	Verwey, Bob	70	69	71	70	280	816.66
T24	Ellis, Wes	69	71	72	68	280	816.67
T30	Colbert, Jim	75	67	68	71	281	675.00
T30	Harney, Paul	70	71	70	70	281	675.00
T30	Sikes, R.H.	72	70	66	73	281	675.00
T30	Funseth, Rod	70	70	70	71	281	675.00
T30	Horn, Rod	72	68	70	71	281	675.00
T35	Blancas, Homero	73	69	71	69	282	562.50
T35	Devlin, Bruce	69	72	71	70	282	562.50
T35	Hebert, Jay	70	70	70	72	282	562.50
T35	Maxwell, Billy	67	73	72	70	282	562.50
T39	Lotz, Dick	71	70	69	73	283	471.66
T39	Wiechers, Jim	74	68	71	70	283	471.66
T39	Thompson, Alvie	70	67	71	75	283	471.66
42	Nagle, Kel	71	70	69	74	284	400.00
T43	Crawford, Richard	70	69	74	72	285	171.67
T43	Grant, Jim	73	68	71	73	285	171.67
T43	Langley, Jim	71	68	71	75	285	171.66
T43	McBee, Rives	72	70	73	70	285	171.67
T43	Reid, Steve	71	69	74	71	285	171.67
T43	Royer, Hugh	71	71	72	71	285	171.67
T43	Pace, Roy	70	73	72	70	285	171.67
T43	Greene, Bert	71	72	70	72	285	171.67
T43	Fulton, Ken	70	73	73	69	285	171.67
T43	Wilcox, Terry	70	70	71	74	285	171.66
T43	Lotz, John	69	72	75	69	285	171.67
T43	Riegel, Skee	68	70	72	75	285	171.66
T55	Dill, Terry	73	70	73	70	286	0
T55	Rodriguez, Chi Chi	70	71	74	71	286	0
T55	Coon, Ross	71	71	75	69	286	0
T55	Houts, Charles	73	68	73	72	286	0
T59	Henry, Bunky	70	72	74	71	287	0
T59	McLendon, Mac	68	71	72	76	287	0
T59	Stranahan, Dick	70	72	75	70	287	0
T59	Abbott, Jerry	73	69	75	70	287	0
T63	Ford, Doug	70	71	72	75	288	0
T63	Brown, Cliff	70	70	73	75	288	0
65	Spray, Steve	72	67	78	73	290	0
66	Shankland, Craig	71	72	77	71	291	0
67	Mowry, Larry	72	71	72	77	292	0
68	Legrange, Cobie	70	72	77	74	293	0

1967 GREATER HARTFORD OPEN



August 17-20, 1967
$100,000 Purse
Champion: Charles Sifford

LEADERS:
First Round: Gary Player recorded a 6-under 65 to lead Terry Dill by one shot and Bob Lunn and Lee Trevino by two.
Second Round: Dave Hill at 9-under 133 led Dill and Player by one stroke and Doug Ford by two strokes.
Third Round: Dill sat at 10-under 203, one shot ahead of Ford, Hill, Dave Marr, Dan Sikes and Dudley Wysong.
Cut: No Cut.

	Player	1R	2R	3R	4R	Total	Money
1	Sifford, Charles	69	70	69	64	272	$20,000.00
2	Oppermann, Steve	70	67	69	67	273	12,000.00
T3	Floyd, Raymond	68	70	68	68	274	5,150.00
T3	Ford, Doug	68	67	69	70	274	5,150.00
T3	Player, Gary	65	69	71	69	274	5,150.00
T3	Sikes, Dan	72	65	67	70	274	5,150.00
T7	Beard, Frank	68	69	69	69	275	3,100.00
T7	Dill, Terry	66	68	69	72	275	3,100.00
T7	Nagle, Kel	69	68	70	68	275	3,100.00
T10	Balding, Al	71	69	69	67	276	2,150.00
T10	Cole, Bobby	70	68	70	68	276	2,150.00
T10	Geiberger, Al	71	70	68	67	276	2,150.00
T10	Hill, Dave	72	61	71	72	276	2150.00
T10	Marr, Dave	69	68	67	72	276	2,150.00
T10	Trevino, Lee	67	69	72	68	276	2,150.00
T16	Weiskopf, Tom	71	69	69	68	277	1,600.00
T16	Wysong, Dudley	70	67	67	73	277	1,600.00
T16	Steelsmith, Jerry	68	70	70	69	277	1,600.00
T19	Henning, Harold	69	69	71	69	278	1,350.00
T19	Brown, Cliff	75	67	68	68	278	1,350.00
T21	Aaron, Tommy	69	71	72	67	279	953.57
T21	Coody, Charles	71	71	71	66	279	953.57
T21	Douglass, Dale	69	74	68	68	279	953.57
T21	Goalby, Bob	71	69	71	68	279	953.57
T21	Harney, Paul	71	68	70	70	279	953.57
T21	Marti, Fred	72	68	68	71	279	953.57
T21	Martindale, Bill	71	72	70	66	279	953.58
T28	Charles, Bob	71	68	73	68	280	737.50
T28	Littler, Gene	70	69	69	72	280	737.50
T28	Thompson, Rocky	71	69	70	70	280	737.50
T28	Zembriski, Walter	69	74	68	69	280	737.50
T32	Blancas, Homero	74	69	70	68	281	625.00
T32	Johnson, Howie	71	70	71	69	281	625.00
T32	Stockton, Dave	69	72	72	68	281	625.00
T32	Wall, Art	70	68	72	71	281	625.00
T32	Makalena, Ted	69	69	74	69	281	625.00
T37	Archer, George	69	72	70	71	282	512.50
T37	Hiskey, Babe	69	71	69	73	282	512.50
T37	Still, Ken	73	69	71	69	282	512.50
T37	Legrange, Cobie	69	72	71	70	282	512.50
T41	Grant, Jim	73	68	74	68	283	0
T41	Rudolph, Mason	73	69	69	72	283	400.00
T41	Baxter, Rex	68	71	73	71	283	400.00
T41	Ward, Lester	72	68	74	69	283	400.00
T45	Baird, Butch	71	71	71	71	284	300.00
T45	Mayer, Dick	70	72	70	72	284	300.00
T47	Botts, Rafe	72	71	74	68	285	220.00
T47	Mowry, Larry	68	75	72	70	285	220.00
T47	Yancey, Bert	72	69	73	71	285	220.00
T47	Toscano, Harry	70	73	74	68	285	220.00
T47	Verwey, Bob	71	70	74	70	285	220.00
T52	Eichelberger, Dave	69	70	76	71	286	0
T52	Lunn, Bob	67	76	70	73	286	0
T52	McBee, Rives	70	73	71	72	286	0
T52	Rodriguez, Chi Chi	69	71	72	74	286	0
T52	Ziegler, Larry	74	69	76	67	286	0
T52	Coon, Ross	74	69	71	72	286	0
T52	Funseth, Rod	69	71	74	72	286	0
T52	Bondeson, Paul	69	73	74	70	286	0
T52	Shave, Jr., Bob	74	69	72	71	286	0
T61	Crampton, Bruce	69	70	73	76	288	0
T61	Harris, Labron	69	74	72	73	288	0
T61	Martinez, Richard	73	68	76	71	288	0
T61	Schlee, John	72	69	69	78	288	0
T65	Petri, Randy	73	68	77	71	289	0
T65	Antonio, Jr., Alex	70	72	74	73	289	0
T67	Wilcox, Terry	74	67	73	76	290	0
T68	Refram, Dean	73	69	79	71	292	0
T68	Dolan, Jay	69	70	78	75	292	0
T70	Cleary, John	72	71	77	75	295	0
T70	Weber, Ron	68	74	79	74	295	0
72	Doss, Jackie	72	71	75	80	298	0

TOURNAMENT RESULTS

1966 INSURANCE CITY OPEN

August 18-21, 1966
$100,000 Purse
Champion: Art Wall

LEADERS:
First Round: Homero Blancas, Wes Ellis and Art Wall shared the lead at 6-under 65 with Kel Nagel one shot back. Nine players were T5 at 4-under, two shots back.
Second Round: Wall moved to 13-under 129, one shot ahead of Ellis and three shots clear of Julius Boros.
Third Round: Ellis and Wall shared the lead at 15-under 198, four strokes clear of George Archer, Boros and Billy Casper. Ed Griffiths, Steve Oppermann were six strokes back at 9-under 204.
Cut: No Cut.

	Player	1R	2R	3R	4R	Total	Money
1	Wall, Art	65	64	69	68	266	$20,000.00
2	Ellis, Wes	65	65	68	70	268	12,000.00
T3	Archer, George	71	67	64	67	269	6,250.00
T3	Casper, Billy	69	69	64	67	269	6,250.00
5	Boros, Julius	67	65	70	68	270	4,300.00
T6	Grant, Jim	68	69	70	64	271	0
T6	Bondeson, Paul	69	68	68	66	271	3,800.00
8	Blancas, Homero	65	71	69	67	272	3,400.00
T9	Geiberger, Al	67	70	68	68	273	2,620.00
T9	Harney, Paul	68	67	71	67	273	2,620.00
T9	Rosburg, Bob	70	68	67	68	273	2,620.00
T9	Zarley, Kermit	69	70	66	68	273	2,620.00
T9	Nagle, Kel	66	72	70	65	273	2,620.00
T14	Hill, Dave	67	70	69	68	274	1,950.00
T14	Ragan, Dave	68	68	72	66	274	1,950.00
T16	Crampton, Bruce	69	65	75	66	275	1,550.00
T16	Goalby, Bob	69	71	68	67	275	1,550.00
T16	Littler, Gene	68	68	70	69	275	1,550.00
T16	Marr, Dave	69	67	70	69	275	1,550.00
T16	Maxwell, Billy	68	69	69	69	275	1,550.00
T16	Oppermann, Steve	71	69	64	71	275	1,550.00
T22	Collins, Bill	70	69	70	67	276	1,050.00
T22	January, Don	67	70	69	70	276	1,050.00
T22	Wysong, Dudley	72	64	70	70	276	1,050.00
T22	Dolan, Jay	68	68	70	70	276	1,050.00
T26	Nichols, Bobby	67	70	69	71	277	800.00
T26	Thomson, Peter	67	75	66	69	277	800.00
T26	Funseth, Rod	70	71	67	69	277	800.00
T26	Griffiths, Ed	67	68	69	73	277	800.00
T26	McGowan, Jack	68	70	69	70	277	800.00
T31	Barber, Miller	75	66	67	70	278	650.00
T31	Jacobs, Tommy	73	68	67	70	278	650.00
T31	Mowry, Larry	68	72	67	71	278	650.00
T31	Royer, Hugh	68	68	71	71	278	650.00
T31	Souchak, Mike	69	69	71	69	278	650.00
T31	Weiskopf, Tom	67	73	68	70	278	650.00
T31	Verwey, Bob	73	69	69	67	278	650.00
T38	Coody, Charles	70	70	70	69	279	481.67
T38	Ferree, Jim	72	69	73	65	279	481.67
T38	Pott, Johnny	69	69	68	73	279	481.66
T38	Schlee, John	72	68	67	72	279	481.66
T38	Cook, John H.	72	66	70	71	279	481.67
T38	Towns, Ken	69	68	70	72	279	481.67
T44	Courtney, Charles	70	71	67	72	280	265.71
T44	Dill, Terry	69	71	69	71	280	265.71
T44	Fetchick, Mike	72	70	68	70	280	265.72
T44	Brown, Cliff	67	72	72	69	280	265.72
T44	De Vicenzo, Roberto	72	70	71	67	280	265.72
T44	Vossler, Ernie	72	67	69	72	280	265.71
T44	Zimmerman, Robert	68	70	71	71	280	265.71
T51	Aaron, Tommy	69	70	72	70	281	33.34
T51	Cole, Bobby	69	69	69	74	281	0
T51	Devlin, Bruce	73	69	70	69	281	33.33
T51	Sifford, Charles	70	71	70	70	281	33.33
T51	Thompson, Rocky	71	71	72	67	281	33.34
T51	Smith, Ron	69	69	72	71	281	0
T51	Crowley, Bob	71	71	67	72	281	33.33
T51	Martindale, Bill	69	70	70	72	281	33.33
T59	Palmer, Arnold	68	67	70	77	282	0
T59	Kelly, Paul	71	71	70	70	282	0
T59	Rubis, Ed	72	70	70	70	282	0
T59	Emmons, Billy	70	67	74	71	282	0
T63	Reid, Steve	69	72	73	69	283	0
T63	Baxter, Rex	70	72	71	70	283	0
T63	Fuchs, Al	69	72	74	68	283	0
T66	Crawford, Richard	70	70	68	76	284	0
T66	Stockton, Dave	70	71	73	70	284	0
T66	Yancey, Bert	70	71	73	70	284	0
T69	Johnson, Howie	73	67	73	72	285	0
T69	Still, Ken	68	69	73	75	285	0
71	Garrett, Wright	70	72	71	73	286	0
72	Jones, Gordon	71	71	76	69	287	0
73	Shaw, Tom	70	70	73	75	288	0
74	Evans, Tony	74	68	75	72	289	0

1965 INSURANCE CITY OPEN

July 22-25, 1965
$70,000 Purse
Champion: Billy Casper | **Sudden Death Playoff**

LEADERS:
First Round: Bob Goalby opened with a 7-under 64, one stroke ahead of Dick Rhyan and three strokes ahead of Tommy Aaron, John Berry, Dave Hill, Dave Marr and Sonny Methvin.
Second Round: Hill moved to 9-under 133, one shot in front of Marr and two shots ahead of Bob Goalby.
Third Round: Marr sat at 9-under 204, one shot clear of Goalby, Johnny Pott and Tom Weiskopf. Bob Crowley, Al Geiberger and Hill were two back.
Cut: No Cut

	Player	1R	2R	3R	4R	Total	Money
1	Casper, Billy	70	72	66	66	274	$11,000.00
2	Pott, Johnny	71	68	66	69	274	6,200.00
T3	Goalby, Bob	64	71	70	70	275	4,000.00
T3	Marr, Dave	67	67	70	71	275	4,000.00
T5	Geiberger, Al	69	67	70	70	276	2,883.34
T5	Weiskopf, Tom	69	69	67	71	276	2,883.33
T5	Crowley, Bob	70	67	69	70	276	2,883.33
T8	Aaron, Tommy	67	70	72	68	277	2,050.00
T8	Blancas, Homero	70	67	72	68	277	2,050.00
T8	Hill, Dave	67	66	73	71	277	2,050.00
T8	Rodgers, Phil	68	71	69	69	277	2,050.00
T8	Berry, John	67	72	73	65	277	2,050.00
T13	Hebert, Jay	68	68	75	67	278	1,600.00
T13	Thompson, Rocky	71	72	67	68	278	1,600.00
T13	Yancey, Bert	71	71	68	68	278	1,600.00
T16	Boros, Julius	71	66	71	71	279	1,200.00
T16	Harney, Paul	68	69	74	68	279	1,200.00
T16	Rudolph, Mason	70	71	70	68	279	1,200.00
T16	Wall, Art	73	68	72	66	279	1,200.00
T16	Weaver, Bert	68	74	69	68	279	1,200.00
T21	Dickinson, Gardner	68	70	69	73	280	777.77
T21	Hawkins, Fred	73	71	68	68	280	777.78
T21	Kirkwood, Joe	71	70	74	65	280	777.78
T21	Littler, Gene	70	71	70	69	280	777.78
T21	Mowry, Larry	68	71	71	70	280	777.78
T21	Edwards, Jerry	69	73	67	71	280	777.77
T21	Steelsmith, Jerry	72	68	70	70	280	777.78
T21	Bauer, Gary	71	70	68	71	280	777.78
T21	Philo, Dave	73	71	69	67	280	777.78
T30	Coody, Charles	73	70	69	69	281	550.00
T30	Crawford, Richard	70	71	70	70	281	550.00
T30	Furgol, Marty	73	71	68	69	281	550.00
T30	Wharton, Frank	72	70	69	70	281	550.00
T30	Oppermann, Steve	72	71	69	69	281	550.00
T30	Wilcox, Terry	68	75	69	69	281	550.00
T30	Gross, John	69	74	68	70	281	550.00
T37	Archer, George	72	71	72	67	282	350.00
T37	Ferree, Jim	70	72	71	69	282	350.00
T37	Shaw, Tom	69	71	76	66	282	350.00
T37	Zarley, Kermit	72	70	69	71	282	350.00
T37	Baxter, Rex	69	68	72	73	282	350.00
T37	Campbell, Joe	68	69	71	74	282	350.00
T37	Rhyan, Dick	65	72	74	71	282	350.00
T37	Beck, Larry	71	73	69	69	282	350.00
T37	Carmichael, Sam	72	72	70	68	282	350.00
T46	Still, Ken	68	69	74	72	283	220.00
T46	Toski, Bob	78	66	68	71	283	220.00
T46	Pace, Roy	73	69	72	69	283	220.00
T46	Bondeson, Paul	69	74	69	71	283	220.00
T46	Justa, Ed	68	71	74	70	283	220.00
T51	Garrett, Bill	70	70	73	71	284	0
T51	Rubis, Ed	72	71	72	69	284	0
T51	Dolan, Jay	71	72	73	68	284	0
T51	Batdorff, Bob	73	71	71	69	284	0
T55	Barber, Miller	72	70	72	71	285	0
T55	McCallister, Bob	71	73	70	71	285	0
T55	Wysong, Dudley	69	74	69	73	285	0
T55	Legrange, Cobie	73	70	72	70	285	0
T55	Shave, Jr., Bob	77	67	71	70	285	0
T55	Walker, James	69	74	72	70	285	0
T61	Dill, Terry	72	68	76	70	286	0
T61	Johnson, Howie	74	69	73	70	286	0
T61	Ford, Bobby	73	71	73	69	286	0
T64	Brown, Pete	73	70	72	72	287	0
T64	Graham, Lou	73	69	71	74	287	0
T64	Hebert, Lionel	69	74	76	68	287	0
T64	Kay, Bob	72	72	73	70	287	0
T64	Methvin, Sonny	67	73	78	69	287	0
T69	Mitchell, Gene	71	70	73	74	288	0
T69	Zimmerman, Robert	72	72	71	73	288	0
T69	Cichon, Walter	69	74	72	73	288	0
T69	McGowan, Jack	73	69	73	73	288	0
T73	Crampton, Bruce	68	73	77	71	289	0
T73	Lotz, Dick	71	73	72	73	289	0
T73	Refram, Dean	69	72	73	75	289	0
T73	Baluik, Stan	74	70	72	73	289	0
T77	Towns, Ken	72	70	71	77	290	0
T77	Reith, Bob	70	72	74	74	290	0
T77	Raymond, Lee	69	72	73	76	290	0
T80	Reid, Steve	69	70	75	77	291	0
T80	Rule, Jack	73	71	72	75	291	0

TOURNAMENT RESULTS

1964 INSURANCE CITY OPEN



July 23-26, 1964
$50,000 Purse
Champion: Ken Venturi

LEADERS:
First Round: Al Geiberger opened with a 7-under 64, good for a two stroke advantage over Al Besselink, Jim Ferree, Jack Rule and Bert Yancey.
Second Round: Besselink, Yancey and Ken Venturi shared the lead at 9-under 133, one shot clear of Ferree and Geiberger.
Third Round: Besselink and Venturi shared the lead at 11-under 202, one shot ahead of Sam Carmichael and two shots ahead of Rule and Yancey.
Cut: No Cut

	Player	1R	2R	3R	4R	Total	Money
1	Venturi, Ken	70	63	69	71	273	$7,500.00
T2	Besselink, Al	66	67	69	72	274	3,400.00
T2	Grant, Jim	70	67	70	67	274	0.00
T2	Bondeson, Paul	72	68	69	65	274	3,400.00
T2	Carmichael, Sam	67	68	68	71	274	3,400.00
T6	Collins, Bill	69	69	67	70	275	2,450.00
T6	Yancey, Bert	66	67	71	71	275	2,450.00
T8	Casper, Billy	69	69	71	67	276	1,750.00
T8	Crawford, Richard	69	67	72	68	276	1,750.00
T8	Zarley, Kermit	71	72	68	65	276	1,750.00
T8	Edwards, Jerry	71	66	71	68	276	1,750.00
T12	Geiberger, Al	64	70	71	72	277	1,300.00
T12	Johnson, Howie	70	69	71	67	277	1,300.00
T12	Snead, Sam	69	68	72	68	277	1,300.00
T15	Aaron, Tommy	68	69	68	73	278	872.22
T15	Balding, Al	69	69	71	69	278	872.22
T15	Brown, Pete	68	69	72	69	278	872.22
T15	Ferree, Jim	66	68	74	70	278	872.22
T15	Hebert, Jay	71	68	69	70	278	872.22
T15	Mowry, Larry	72	68	73	65	278	872.23
T15	Beck, Larry	67	72	72	67	278	872.23
T15	Raymond, Lee	69	70	69	70	278	872.22
T15	Shave, Jr., Bob	68	71	68	71	278	872.22
T24	Hebert, Lionel	70	69	70	70	279	662.50
T24	Nichols, Bobby	70	70	69	70	279	662.50
T24	Rule, Jack	66	70	68	75	279	662.50
T24	Adamson, Bob	71	70	69	69	279	662.50
T28	Hawkins, Fred	68	68	72	72	280	562.50
T28	Wysong, Dudley	72	67	71	70	280	562.50
T28	Stranahan, Dick	69	69	70	72	280	562.50
T28	Pittman, Jerry	70	67	73	70	280	562.50
T32	Bayer, George	70	71	67	73	281	375.00
T32	Douglass, Dale	68	72	67	74	281	375.00
T32	Floyd, Raymond	69	67	74	71	281	375.00
T32	Rodriguez, Chi Chi	72	70	70	69	281	375.00
T32	Souchak, Mike	69	68	74	70	281	375.00
T32	Brown, Cliff	75	68	70	68	281	375.00
T32	Bruno, Bob	69	68	72	72	281	375.00
T32	Verwey, Bob	73	71	69	68	281	375.00
T32	Dadian, Archie	71	72	69	69	281	375.00
T32	Sullivan, Bud	67	69	73	72	281	375.00
T42	Ford, Doug	68	74	70	70	282	0.00
T42	Hiskey, Babe	72	69	69	72	282	0.00
T42	Sifford, Charles	70	71	71	70	282	0.00
T42	Weaver, Bert	71	72	70	69	282	0.00
T42	Baxter, Rex	71	73	63	75	282	0.00
T42	Steelsmith, Jerry	67	74	71	70	282	0.00
T42	Wharton, Frank	69	70	74	69	282	0.00
T42	Sikes, Dan	72	71	70	69	282	0.00
T42	Homenuik, Wilf	68	73	71	70	282	0.00
T42	La Clair, Huston	70	68	72	72	282	0.00
T42	Martindale, Bill	70	68	76	68	282	0.00
T53	Dolan, Jay	68	69	71	75	283	0.00
T53	Courville, Jerry	72	71	70	70	283	0.00
T55	Boros, Julius	69	71	71	73	284	0.00
T55	Ragan, Dave	67	74	71	72	284	0.00
T55	Bauer, Gary	69	72	72	71	284	0.00
T55	Dunn, Bill	71	73	68	72	284	0.00
59	McGowan, Jack	69	70	72	74	285	0.00
T60	Marti, Fred	70	70	74	72	286	0.00
T60	Wright, Jim	72	72	70	72	286	0.00
T60	Hooper, Herb	72	71	69	77	289	0.00
63	Wright, Bill	70	73	68	79	290	0.00

1963 INSURANCE CITY OPEN

August 15-18, 1963
$40,000 Purse
Champion: Billy Casper

LEADERS:
First Round: Wes Ellis shot a 5-under 66 and led Billy Casper and Jerry Pittman by one and two shots respectively.
Second Round: Ellis remained in front at 9-under par 133, one stroke clear of George Bayer and two strokes clear of Casper, Lionel Hebert and Art Wall.
Third Round: Bayer stood alone at 12-under 201, two strokes in front of Hebert and three strokes in front of Ellis. Casper and Bo Wininger were five strokes off the pace.
Cut: No Cut.

	Player	1R	2R	3R	4R	Total	Money
1	Casper, Billy	67	68	71	65	271	$6,400.00
2	Bayer, George	69	65	67	71	272	3,600.00
3	Ellis, Wes	66	67	71	71	275	2,500.00
4	Ford, Doug	69	71	71	66	277	2,200.00
T5	Marr, Dave	69	69	70	70	278	1,675.00
T5	Nicklaus, Jack	73	67	67	71	278	1,675.00
T5	Wall, Art	69	66	73	70	278	1,675.00
T5	Wininger, Bo	72	65	69	72	278	1,675.00
9	Hebert, Lionel	69	66	68	76	279	1,400.00
T10	Hebert, Jay	69	70	73	68	280	1,250.00
T10	Wharton, Frank	70	68	73	69	280	1,250.00
T12	Boros, Julius	74	65	69	73	281	960.00
T12	Goalby, Bob	69	71	68	73	281	960.00
T12	Pott, Johnny	73	69	70	69	281	960.00
T12	Rodriguez, Chi Chi	72	68	73	68	281	960.00
T12	Sifford, Charles	70	75	69	67	281	960.00
17	Dolan, Jay	72	71	71	68	282	800.00
T18	Venturi, Ken	73	68	68	74	283	725.00
T18	Rule, Jack	72	71	72	68	283	725.00
20	Pittman, Jerry	68	69	72	75	284	650.00
T21	Fleck, Jack	72	71	73	69	285	532.00
T21	Geiberger, Al	72	68	75	70	285	532.00
T21	Hill, Dave	70	70	75	70	285	532.00
T21	Lema, Tony	69	69	72	75	285	532.00
T21	McGowan, Jack	72	71	72	70	285	532.00
T26	Fairfield, Don	71	71	72	72	286	365.00
T26	Glover, Randy	69	72	74	71	286	365.00
T26	Grant, Jim	70	71	75	70	286	0.00
T26	Steelsmith, Jerry	70	71	71	74	286	365.00
T26	Cassia, Jim	75	65	74	72	286	365.00
T26	Dunk, Billy	74	68	69	75	286	365.00
T26	Homa, Mike	69	74	74	69	286	365.00
T33	Aaron, Tommy	74	68	72	73	287	182.22
T33	Kroll, Ted	73	72	71	71	287	182.23
T33	Maxwell, Billy	72	71	73	71	287	182.22
T33	Still, Ken	70	70	73	74	287	182.22
T33	Campbell, Joe	73	70	71	73	287	182.22
T33	Ginsberg, Roger	70	76	70	71	287	182.22
T33	Lichardus, Babe	70	72	70	75	287	182.22
T33	Cavanaugh, Gil	75	68	75	69	287	182.23
T33	Kneece, Harold	72	70	73	72	287	182.22
T42	Crampton, Bruce	71	67	74	76	288	85.00
T42	Ferree, Jim	71	66	76	75	288	85.00
T42	Monroe, Lloyd	75	71	71	71	288	0.00
T42	Siderowf, Dick	73	72	72	71	288	0.00
T42	Baxter, Rex	71	73	73	71	288	85.00
T42	Miartuz, Chico	74	71	73	70	288	85.00
T42	Hart, Jim	75	70	71	72	288	85.00
T42	Shave, Jr., Bob	72	69	74	73	288	85.00
T50	Turnesa, Jim	70	74	72	73	289	0.00
T50	King, Claude	72	71	72	74	289	0.00
T50	Parson, Don	72	68	77	72	289	0.00
T53	Cleary, John	73	71	73	73	290	0.00
T53	Batdorff, Bob	73	73	72	72	290	0.00
T55	Brown, Pete	70	74	73	74	291	0.00
T55	Kelley, Al	69	73	77	72	291	0.00
T55	Ezinicki, Bill	72	71	72	76	291	0.00
T55	Huckabs, Charles	70	70	77	74	291	0.00
T55	Krak, Mike	72	73	73	73	291	0.00
T55	Essig, Don	74	72	74	71	291	0.00
T55	Feminelli, Al	71	73	76	71	291	0.00
T62	Fuchs, Al	72	73	72	75	292	0.00
T62	Salvatore, Bill	69	73	78	72	292	0.00
T62	Staszowski, Frank	75	70	71	76	292	0.00
T65	Carr, Joe	76	69	76	72	293	0.00
T65	Mosel, Stan	72	70	76	75	293	0.00
T65	Rubis, Ed	73	71	76	73	293	0.00
T68	Watson, Bob	74	71	73	76	294	0.00
T68	Sikes, Dan	71	71	77	75	294	0.00
70	Alvarez, Hector	72	72	75	76	295	0.00
T71	Kirkwood, Joe	73	71	77	75	296	0.00
T71	Emmons, Billy	71	72	76	77	296	0.00
T73	Barber, Miller	74	72	74	79	299	0.00
T73	Kuna, Ed	72	74	75	78	299	0.00

TOURNAMENT RESULTS

1962 INSURANCE CITY OPEN

August 2-5, 1962
$35,000 Purse
Champion: Bob Goalby | **Sudden Death Playoff**

LEADERS:
First Round: Art Wall fired a 6-under 65, good for a one shot lead over Frank Boynton and Paul Harney. Six players were two shot back.
Second Round: Harney moved to 10-under 132 with his second consecutive 66 and a two shot lead over Julius Boros, Jack Burke, Jr., Gene Littler and Jerry Steelsmith.
Third Round: Wall at 12-under 201 led Harney and Steelsmith by two shots. Burke, Jr. and Bob Goalby were three shots back.
Cut: No Cut.

	Player	1R	2R	3R	4R	Total	Money
1	Goalby, Bob	69	69	66	67	271	$5,300.00
2	Wall, Art	65	70	66	70	271	3,400.00
T3	Boros, Julius	69	65	72	66	272	2,050.00
T3	Steelsmith, Jerry	67	67	69	69	272	2,050.00
T5	Harney, Paul	66	66	71	70	273	1,600.00
T5	Littler, Gene	68	66	71	68	273	1,600.00
7	Crampton, Bruce	70	67	68	69	274	1,400.00
8	Geiberger, Al	69	68	69	69	275	1,300.00
T9	Johnson, Howie	73	64	68	71	276	1,150.00
T9	Burke, Jr., Jack	70	64	70	72	276	1,150.00
T11	Balding, Al	70	68	71	69	278	975.00
T11	Brue, Bob	69	67	72	70	278	975.00
T13	Ferree, Jim	72	72	69	66	279	875.00
T13	Dunk, Billy	68	70	72	69	279	875.00
T15	Hebert, Lionel	67	72	71	70	280	740.00
T15	Kroll, Ted	71	68	72	69	280	740.00
T15	Boynton, Frank	66	73	73	68	280	740.00
T15	Wulff, Thomas	75	68	65	72	280	740.00
T19	Sifford, Charles	67	74	71	69	281	620.00
T19	Sikes, Dan	68	74	68	71	281	620.00
T21	Bayer, George	71	70	74	67	282	450.00
T21	Bolt, Tommy	67	70	74	71	282	450.00
T21	Ford, Doug	70	71	70	71	282	450.00
T21	Maxwell, Billy	70	69	68	75	282	450.00
T21	Ragan, Dave	70	69	70	73	282	450.00
T21	Rosburg, Bob	73	68	71	70	282	450.00
T21	Rule, Jack	69	72	69	72	282	450.00
T21	Kay, Bob	72	67	73	70	282	450.00
T21	Leffingwell, Fred	69	71	72	70	282	450.00
T30	McCallister, Bob	71	70	72	70	283	270.00
T30	Refram, Dean	68	76	71	68	283	270.00
T30	Rodriguez, Chi Chi	68	68	75	72	283	270.00
T33	Weaver, Bert	68	73	70	73	284	190.00
T33	Bruno, Bob	69	71	74	70	284	190.00
T33	Eggers, Bill	72	74	66	72	284	190.00
T33	Lopez, Joe	69	73	69	73	284	190.00
T37	Hill, Dave	70	71	70	74	285	80.00
T37	Powell, Jimmy	71	75	70	69	285	80.00
T37	Jawor, Casmer	70	71	77	67	285	80.00
T37	Rotar, Chuck	74	68	75	68	285	80.00
T37	Wharton, Frank	68	71	70	76	285	80.00
T37	McFadden, Tom	75	70	70	70	285	80.00
T43	Johnston, Al	67	72	73	74	286	0.00
T43	Main, Mac	73	72	73	68	286	0.00
T43	Marr, Dave	71	70	70	75	286	0.00
T43	Dolan, Jay	71	70	75	70	286	0.00
T43	Shave, Jr., Bob	70	72	68	76	286	0.00
T48	Farrell, Billy	72	70	74	71	287	0.00
T48	Mancour, Larry	74	73	70	70	287	0.00
T48	Turnesa, Jim	74	69	74	70	287	0.00
T48	Kneece, Harold	73	71	71	72	287	0.00
T52	Venturi, Ken	71	70	69	78	288	0.00
T52	Smith, Ron	72	73	69	74	288	0.00
T52	Boros, Ernest	69	74	70	75	288	0.00
T52	Cook, Jr., A. W.	73	71	70	74	288	0.00
T56	Dill, Terry	73	72	71	73	289	0.00
T56	Mowry, Larry	72	72	74	71	289	0.00
T58	Grant, Jim	71	75	69	76	291	0.00
T58	Ruedi, John	70	70	72	79	291	0.00
T60	Ford, Bobby	72	73	73	74	292	0.00
T60	McGowan, Jack	69	70	79	74	292	0.00
62	O'Keefe, Jack P.	67	76	72	82	297	0.00

1961 INSURANCE CITY OPEN

August 10-13, 1961
$30,000 Purse
Champion: Billy Maxwell | **Sudden Death Playoff**



LEADERS:
First Round: Amateur Robert Allen and Bob Goetz matched 6-under 65 and led by one over Frank Boynton, Joe Campbell, Gardner Dickinson and Johnny Pott.
Second Round: Ted Kroll fired a 9-under 62 to stand post 13-under 129, good for a four shot advantage over Boynton, Campbell, Goetz and Phil Rodgers.
Third Round: Campbell and Kroll shared the lead 14-under 199, two shots ahead of Rodgers and four shots ahead of Julius Boros.
Cut: No Cut.

	Player	1R	2R	3R	4R	Total	Money
1	Maxwell, Billy	69	68	68	66	271	$4,300.00
2	Kroll, Ted	67	62	70	72	271	3,000.00
3	Campbell, Joe	66	67	66	73	272	2,000.00
T4	Rodgers, Phil	67	66	68	73	274	1,533.33
T4	Sanders, Doug	67	69	70	68	274	1,533.34
T4	Boynton, Frank	66	67	71	70	274	1,533.33
T7	Littler, Gene	70	68	67	70	275	1,250.00
T7	Frillman, John	68	71	66	70	275	1,250.00
T9	Boros, Julius	67	68	68	73	276	1,016.66
T9	Ferree, Jim	69	66	71	70	276	1,016.67
T9	Venturi, Ken	69	68	68	71	276	1,016.67
T12	Wall, Art	69	67	72	69	277	875.00
T12	Goetz, Bob	65	68	73	71	277	875.00
T14	Balding, Al	68	68	70	72	278	753.33
T14	Bayer, George	68	71	66	73	278	753.33
T14	Ragan, Dave	70	66	70	72	278	753.34
T17	Crampton, Bruce	72	67	69	71	279	570.00
T17	Dickinson, Gardner	66	74	68	71	279	570.00
T17	Finsterwald, Dow	73	67	70	69	279	570.00
T17	Goalby, Bob	69	71	69	70	279	570.00
T17	Harney, Paul	71	66	70	72	279	570.00
T17	Sikes, Dan	68	69	71	71	279	570.00
T23	Hebert, Jay	67	70	74	69	280	324.29
T23	Johnson, Howie	69	70	71	70	280	324.29
T23	Johnston, Bill	71	67	69	73	280	324.28
T23	Massengale, Don	70	69	72	69	280	324.29
T23	Rudolph, Mason	67	68	71	74	280	324.28
T23	Weaver, Bert	72	68	69	71	280	324.28
T23	Steelsmith, Jerry	72	68	72	68	280	324.29
T30	Aaron, Tommy	71	71	70	69	281	106.25
T30	Hebert, Lionel	73	68	70	70	281	106.25
T30	Palmer, Arnold	68	67	73	73	281	106.25
T30	Player, Gary	71	70	71	69	281	106.25
T30	Pott, Johnny	66	68	73	74	281	106.25
T30	Lema, Tony	71	69	68	73	281	106.25
T30	Moore, Jr., Joe	70	70	70	71	281	106.25
T30	Sullivan, Bud	71	70	70	70	281	106.25
T38	Ford, Doug	69	68	73	72	282	0.00
T38	Jacobs, Tommy	70	72	66	74	282	0.00
T38	Bisplinghoff, Don	70	67	71	74	282	0.00
T38	Ferrier, Jim	68	74	70	70	282	0.00
T38	Raymond, Lee	68	71	72	71	282	0.00
T43	Brue, Bob	69	71	70	73	283	0.00
T43	Baxter, Rex	69	69	74	71	283	0.00
T43	McMullen, John	67	73	71	72	283	0.00
T43	Garvin, Frank	67	71	69	76	283	0.00
T43	Gronauer, Fred	70	69	72	72	283	0.00
T48	Brewer, Gay	68	68	71	77	284	0.00
T48	Geiberger, Al	73	70	69	72	284	0.00
T48	Gustin, Jon	72	69	68	75	284	0.00
T48	Turnesa, Jim	69	70	68	77	284	0.00
T52	Nichols, Bobby	68	69	74	74	285	0.00
T52	Nieporte, Tom	74	69	69	73	285	0.00
T52	Rubis, Ed	69	72	72	72	285	0.00
T52	Burgess, Ernest	70	66	75	74	285	0.00
T52	Kneece, Harold	71	70	70	74	285	0.00
T57	Baird, Butch	71	70	72	73	286	0.00
T57	Johnston, Al	72	69	71	74	286	0.00
T57	Main, Mac	69	71	68	78	286	0.00
T57	McCallister, Bob	69	72	72	73	286	0.00
T57	Essig, Don	71	70	72	73	286	0.00
62	Allen, Robert	65	74	73	76	288	0.00
63	Rosburg, Bob	72	71	66	81	290	0.00
64	Grant, Jim	71	70	72	79	292	0.00

TOURNAMENT RESULTS

1960 INSURANCE CITY OPEN

August 4-7, 1960
$25,000 Purse
Champion: Arnold Palmer | **Sudden Death Playoff**

LEADERS:
First Round: Bob Rosburg fired a 6-under 65 to lead Don Fairfield and Dick Knight by two shots. Dow Finsterwald, Doug Ford and Dave Ragan were two shots back.
Second Round: Knight moved to 9-under 133, one shot clear of Finsterwald and Fleck and two shots in front of Bill Collins, Lionel Hebert and Ken Venturi.
Third Round: Fleck at 14-under 199 led Collins and Fred Hawkins by two and three shots respectively. Venturi and Wes Ellis were four shots back at 10-under 203.
Cut: No Cut

	Player	1R	2R	3R	4R	Total	Money
1	Palmer, Arnold	70	68	66	66	270	$3,500.00
T2	Collins, Bill	70	65	66	69	270	2,050.00
T2	Fleck, Jack	69	65	65	71	270	2,050.00
4	Venturi, Ken	69	66	68	70	273	1,500.00
T5	Hawkins, Fred	69	70	63	72	274	1,250.00
T5	Hebert, Lionel	69	66	70	69	274	1,250.00
T7	Finsterwald, Dow	67	67	70	73	277	987.50
T7	Ford, Doug	67	69	72	69	277	987.50
T7	Harbert, Chick	71	69	70	67	277	987.50
T7	Ellis, Wes	70	70	63	74	277	987.50
T11	McCallister, Bob	70	69	67	72	278	825.00
T11	Waltman, Retief	68	69	69	72	278	825.00
T13	Dickinson, Gardner	69	72	68	70	279	700.00
T13	Rosburg, Bob	65	74	70	70	279	700.00
T13	Knight, Dick	66	67	74	72	279	700.00
T16	Besselink, Al	71	67	69	73	280	550.00
T16	Littler, Gene	69	70	67	74	280	550.00
T16	Weaver, Bert	69	71	70	70	280	550.00
T16	Vossler, Ernie	68	72	71	69	280	550.00
T20	Fairfield, Don	66	74	69	72	281	330.00
T20	Harney, Paul	69	68	69	75	281	330.00
T20	Hebert, Jay	70	72	69	70	281	330.00
T20	Nieporte, Tom	69	69	72	71	281	330.00
T20	Player, Gary	71	71	69	70	281	330.00
T20	Wall, Art	70	71	71	69	281	330.00
T20	Crowley, Bob	72	71	68	70	281	330.00
T27	Bayer, George	71	71	69	71	282	146.66
T27	Nichols, Bobby	76	69	70	67	282	146.67
T27	Rodriguez, Chi Chi	73	70	70	69	282	146.67
T27	Boynton, Frank	71	71	69	71	282	146.67
T27	Burke, Jr., Jack	68	72	70	72	282	146.66
T27	Lundahl, Dick	71	68	74	69	282	146.67
T33	Siderowf, Dick	71	72	69	71	283	0.00
T33	Stranahan, Frank	72	69	70	72	283	103.34
T33	Turnesa, Jim	71	72	68	72	283	103.33
T33	McMullen, John	70	71	68	74	283	103.33
T37	Jones, Gordon	71	70	69	74	284	0.00
T37	Still, Ken	70	71	74	69	284	0.00
T37	Eggers, Bill	70	70	72	72	284	0.00
T37	Beley, Frank	69	70	70	75	284	0.00
T41	Pott, Johnny	72	68	73	72	285	0.00
T41	Ragan, Dave	67	71	75	72	285	0.00
T41	Homa, Mike	72	73	70	70	285	0.00
T41	Shave, Jr., Bob	70	74	70	71	285	0.00
T45	Baird, Butch	75	68	69	74	286	0.00
T45	Rudolph, Mason	73	70	70	73	286	0.00
T45	Sifford, Charles	70	68	74	74	286	0.00
T45	Goetz, Bob	72	69	72	73	286	0.00
T45	Blanton, Bill	68	69	72	77	286	0.00
T45	Langert, Ed	74	71	70	71	286	0.00
T45	Millet, Honald	70	71	72	73	286	0.00
T45	Sullivan, Bud	73	70	70	73	286	0.00
T53	Farmer, Paul	72	71	71	73	287	0.00
T53	Pittman, Jerry	71	73	69	74	287	0.00
T55	Botts, Rafe	71	76	68	73	288	0.00
T55	Lema, Tony	69	74	69	76	288	0.00
T55	Woodward, Len	70	73	70	75	288	0.00
T58	Brewer, Gay	72	66	72	79	289	0.00
T58	Leider, Charles	74	68	73	74	289	0.00
T58	Strafaci, Tom	72	73	69	75	289	0.00
T61	Stranahan, Dick	72	69	72	77	290	0.00
T61	Lafrancis, Bob	76	72	71	71	290	0.00
63	Raymond, Lee	69	70	76	76	291	0.00
T64	Emmons, Billy	71	72	75	76	294	0.00
T64	Smith, Red	76	70	73	75	294	0.00
66	Kline, John	74	75	75	72	296	0.00
67	Weiss, Ted	74	73	76	78	301	0.00
T68	Williams, Jim	76	75	78	73	302	0.00
T68	Creed, Ed	79	72	75	76	302	0.00
70	Grant, Jim	78	73	73	81	305	0.00

1959 INSURANCE CITY OPEN



June 30-July 3 1959
$25,000 Purse
Champion: Gene Littler

LEADERS:
First Round: Gene Littler fired a 7-under 64 to lead Wes Ellis by two shots. Al Besselink and Fred Hawkins were three shots back and six players were four shots back.
Second Round: Littler moved to 12-under 130 and increased his lead to five shots over Bruce Crampton, and Bob Goalby.
Third Round: Littler moved to 11-under 202 but maintained a two-stroke lead over Tom Nieporte and four strokes over Goalby. Five players were tied five shots back.
Cut: No Cut.

	Player	1R	2R	3R	4R	Total	Money
1	Littler, Gene	64	66	72	70	272	$3,500.00
2	Nieporte, Tom	68	69	67	69	273	2,300.00
3	Ford, Doug	70	69	69	66	274	1,800.00
T4	Hawkins, Fred	67	69	71	69	276	1,400.00
T4	Burke, Jr., Jack	69	71	68	68	276	1,400.00
T6	Venturi, Ken	70	70	70	68	278	1,150.00
T6	Watson, Bob	72	67	70	69	278	1,150.00
T8	Goalby, Bob	68	67	71	73	279	950.00
T8	Palmer, Arnold	68	71	68	72	279	950.00
T8	Knight, Dick	70	74	66	69	279	950.00
T11	Besselink, Al	67	69	72	72	280	825.00
T11	Ellis, Wes	66	71	72	71	280	825.00
T13	Boros, Julius	69	68	70	74	281	725.00
T13	Rudolph, Mason	71	70	70	70	281	725.00
T15	McMullen, John	71	71	70	70	282	610.00
T15	Homa, Mike	69	68	70	75	282	610.00
T15	Magee, Jerry	69	74	70	69	282	610.00
T18	Crampton, Bruce	69	66	72	76	283	450.00
T18	Mayer, Dick	71	72	70	70	283	450.00
T18	Whitt, Don	69	69	73	72	283	450.00
T18	Bradley, Monte	71	70	71	71	283	450.00
T18	Sutton, Alex	71	67	74	71	283	450.00
T23	Hebert, Jay	71	73	70	70	284	290.00
T23	Siderowf, Dick	69	71	73	71	284	0.00
T23	Weaver, Bert	72	71	72	69	284	290.00
T23	Wettlaufer, Ward	71	70	68	75	284	0.00
T23	Beley, Frank	70	67	74	73	284	290.00
T28	Dickinson, Gardner	70	70	70	75	285	175.00
T28	Ragan, Dave	73	69	71	72	285	175.00
T28	Toski, Bob	72	71	71	71	285	175.00
T28	Inman, Walker	68	73	73	71	285	175.00
T32	Crowley, Bob	75	70	70	71	286	130.00
T32	Strafaci, Tom	71	72	71	72	286	130.00
T32	Waltman, Retief	76	66	76	68	286	130.00
T35	Finsterwald, Dow	73	69	71	74	287	44.29
T35	Harney, Paul	70	68	74	75	287	44.28
T35	Hebert, Lionel	69	71	72	75	287	44.28
T35	Wall, Art	68	71	72	76	287	44.28
T35	Ransom, Henry	71	72	71	73	287	44.29
T35	Rotar, Chuck	71	70	72	74	287	44.29
T35	Boros, Ernest	70	73	76	68	287	44.29
T42	Parker, Bill	73	71	71	73	288	0.00
T42	Reif, Ron	73	70	74	71	288	0.00
T42	Merrins, Eddie	72	72	70	74	288	0.00
T42	Stranahan, Frank	74	72	70	72	288	0.00
T42	Gronauer, Fred	69	68	76	75	288	0.00
T42	Lenczyk, Ted	73	73	70	72	288	0.00
T48	Fairfield, Don	74	69	75	71	289	0.00
T48	Bernardin, George	74	70	72	73	289	0.00
T48	Bisplinghoff, Don	72	73	72	72	289	0.00
T51	Sifford, Charles	72	73	72	73	290	0.00
T51	Galeski, John	70	75	69	76	290	0.00
T51	Kline, John	72	74	74	70	290	0.00
T51	Mitchell, Joe	74	74	69	73	290	0.00
T51	Rhodes, Ted	70	73	72	75	290	0.00
T56	Cleary, John	75	73	70	73	291	0.00
T56	Turnesa, Jim	71	72	71	77	291	0.00
T56	Annon, Fred	72	76	71	72	291	0.00
T56	Burke, Ed	71	71	73	76	291	0.00
T56	Cichon, Walter	75	72	72	72	291	0.00
T56	Larseingue, Wilfred	70	72	73	76	291	0.00
T62	Gustin, Jon	74	70	74	74	292	0.00
T62	Hoenig, Don	76	70	75	71	292	0.00
T64	Bayer, George	72	73	73	75	293	0.00
T64	Mazzarella, Pat	73	73	75	72	293	0.00
T66	McQuiston, Henry	73	70	76	75	294	0.00
T66	Creed, C. C.	73	72	73	76	294	0.00
T68	Levinson, John	75	73	75	72	295	0.00
T68	Staszowski, Frank	71	76	71	77	295	0.00
70	Wise, Paul	73	75	74	75	297	0.00
71	Hessemer, Pete	68	72	78	81	299	0.00
72	Miner, Clem	74	72	73	81	300	0.00

TOURNAMENT RESULTS

1958 INSURANCE CITY OPEN



June 30-July 3 1958
$25,000 Purse
Champion: Jack Burke, Jr.

LEADERS:
First Round: Jack Burke, Jr. and Charles Sifford opened with 8-under 63s. George Bayer, Doug Ford and Marty Furgol were two shots back.
Second Round: Burke, Jr. moved to 12-under 130, opening up a four-shot lead over Bayer, Dow Finsterwald and Arnold Palmer.
Third Round: Buke, Jr. moved to 14-under par and maintained a three-shot lead over Art Wall. Wes Ellis and Finsterwald were four shots off the pace.
Cut: No Cut.

	Player	1R	2R	3R	4R	Total	Money
1	Burke, Jr., Jack	63	67	69	69	268	3,500.00
T2	Finsterwald, Dow	68	66	69	68	271	2,050.00
T2	Wall, Art	67	70	65	69	271	2,050.00
4	Ellis, Wes	68	72	63	69	272	1,500.00
T5	Bayer, George	65	69	70	69	273	1,200.00
T5	Harney, Paul	70	66	69	68	273	1,200.00
T5	Whitt, Don	70	68	66	69	273	1,200.00
T8	Casper, Billy	68	68	69	69	274	900.00
T8	Kroll, Ted	67	72	66	69	274	900.00
T8	Littler, Gene	67	69	69	69	274	900.00
T8	Palmer, Arnold	66	68	70	70	274	900.00
T8	Player, Gary	66	71	68	69	274	900.00
T13	Ford, Doug	65	74	70	66	275	725.00
T13	Goalby, Bob	68	70	68	69	275	725.00
T15	Balding, Estate of Al	66	69	71	70	276	630.00
T15	Nieporte, Tom	67	70	69	70	276	630.00
17	Collins, Bill	69	70	68	70	277	570.00
T18	Sifford, Charles	63	73	69	73	278	510.00
T18	Weaver, Bert	70	70	68	70	278	510.00
T20	Brewer, Gay	68	72	71	68	279	350.00
T20	Hawkins, Fred	70	71	66	72	279	350.00
T20	Ezinicki, Bill	71	71	71	66	279	350.00
T20	Biagetti, Leo	70	71	66	72	279	350.00
T20	Kay, Bob	69	70	71	69	279	350.00
T20	Magee, Jerry	75	70	67	67	279	350.00
T26	Jacobs, Tommy	68	71	68	73	280	168.00
T26	Johnson, Howie	71	68	70	71	280	168.00
T26	Mayer, Dick	71	66	73	70	280	168.00
T26	Venturi, Ken	70	73	67	70	280	168.00
T26	Lema, Tony	70	74	68	68	280	168.00
T31	Fairfield, Don	68	71	73	69	281	115.00
T31	Watson, Bob	72	72	65	72	281	115.00
T31	Nettelbladt, Harry	70	70	72	69	281	115.00
T31	Oliver, Ed	68	69	72	72	281	115.00
T35	Fleck, Jack	70	67	72	73	282	20.00
T35	Pott, Johnny	68	69	72	73	282	20.00
T35	Turnesa, Jim	69	73	71	69	282	20.00
T35	McMullen, John	70	70	72	70	282	20.00
T35	Phillips, Frank	70	71	68	73	282	20.00
T40	Jones, Gordon	68	68	74	73	283	0.00
T40	Rosburg, Bob	69	73	69	72	283	0.00
T42	Furgol, Marty	65	71	75	73	284	0.00
T42	O'Leary, Paul	70	72	71	71	284	0.00
T44	Hoenig, Don	71	74	68	72	285	0.00
T44	Booe, Billy	70	73	69	73	285	0.00
T44	Homa, Mike	68	70	74	73	285	0.00
T44	La Clair, Huston	70	75	69	71	285	0.00
T44	Strafaci, Tom	70	71	72	72	285	0.00
T49	Parker, Bill	70	75	70	71	286	0.00
T49	Burke, Ed	70	73	71	72	286	0.00
T51	Fetchick, Mike	68	73	72	74	287	0.00
T51	Kringle, Ed	70	73	69	75	287	0.00
T51	Rhodes, Ted	71	67	74	75	287	0.00
54	Rubis, Ed	72	71	70	75	288	0.00
T55	Siderowf, Dick	68	72	75	74	289	0.00
T55	Conrad, Joe	73	70	71	75	289	0.00
T55	Kufta, William	71	73	71	74	289	0.00
T58	Annon, Fred	72	72	69	77	290	0.00
T58	Dietz, Mike	71	73	71	75	290	0.00
T58	Rubendall, Roger	72	72	72	74	290	0.00
T58	Sauger, Reggie	68	77	71	74	290	0.00
T62	Furgol, Ed	70	69	76	76	291	0.00
T62	Bernardin, George	71	70	74	76	291	0.00
T64	Kline, John	74	73	77	69	293	0.00
T64	Levinson, John	71	74	74	74	293	0.00
66	Lenczyk, Ted	67	74	79	76	296	0.00
67	Blue, Ray	74	78	74	73	299	0.00
68	Whedon, W. W.	74	76	73	78	301	0.00
69	Grant, Jim	74	77	74	77	302	0.00
70	Zaccagnino, Pete	71	78	78	79	306	0.00
71	Matczak, Stan	78	74	75	81	308	0.00
72	Burt, Charles	75	77	75	87	314	0.00

1957 INSURANCE CITY OPEN



August 30-September 2, 1957
$20,000 Purse
Champion: Gardner Dickinson

LEADERS:
First Round: Bob Crowley, Gardner Dickinson and Ed Whalley opened with 5-under 66s and led George Bayer, Bill Nary, Arnold Palmer and Art Wall by one stroke.
Second Round: Crowley at 9-under 133 led Dickinson, Wall and Whalley by one shot. Nary and Palmer were two shots back at 7-under 135.
Third Round: Crowley at 13-under 200 led Dickinson and Palmer by two shots. Doug Ford was three shots back.
Cut: No Cut.

	Player	1R	2R	3R	4R	Total	Money
1	Dickinson, Gardner	66	68	68	70	272	$2,800.00
2	Bayer, George	67	69	71	67	274	1,900.00
3	Burke, Jr., Jack	71	67	69	68	275	1,400.00
T4	Finsterwald, Dow	70	67	72	67	276	1,100.00
T4	Ford, Doug	69	69	65	73	276	1,100.00
T4	Maxwell, Billy	68	71	70	67	276	1,100.00
T7	Casper, Billy	69	67	71	70	277	875.00
T7	Crowley, Bob	66	67	67	77	277	875.00
9	Wall, Art	67	67	71	73	278	800.00
T10	Hawkins, Fred	72	67	69	71	279	670.00
T10	Nieporte, Tom	72	65	68	74	279	670.00
T10	Palmer, Arnold	67	68	67	77	279	670.00
T10	Fazio, George	71	69	70	69	279	670.00
T10	Wininger, Bo	71	69	70	69	279	670.00
T15	Fairfield, Don	71	71	70	68	280	490.00
T15	Fetchick, Mike	72	65	71	72	280	490.00
T15	Harney, Paul	71	68	68	73	280	490.00
T15	Bernardin, George	68	71	68	73	280	490.00
T19	Balding, Al	69	73	67	72	281	337.50
T19	Johnson, Howie	71	70	72	68	281	337.50
T19	Toski, Bob	71	68	71	71	281	337.50
T19	Nary, Bill	67	68	71	75	281	337.50
T23	Boros, Julius	72	72	67	71	282	184.29
T23	January, Don	68	75	66	73	282	184.28
T23	Conrad, Joe	71	68	71	72	282	184.29
T23	Hoenig, Don	72	73	65	72	282	0.00
T23	Vossler, Ernie	74	66	69	73	282	184.28
T23	Watson, Bob	69	68	70	75	282	184.28
T23	Turnesa, Jim	72	70	69	71	282	184.29
T23	Hill, Bob	68	70	72	72	282	184.29
T31	Ferree, Jim	69	68	71	75	283	25.00
T31	Souchak, Mike	68	69	74	72	283	25.00
T31	Stranahan, Frank	68	71	71	73	283	25.00
T31	Burke, Ed	74	68	71	70	283	25.00
T35	Furgol, Marty	73	70	72	70	285	0.00
T35	Rosburg, Bob	73	68	72	72	285	0.00
T37	Thornton, Bill	74	74	72	66	286	0.00
T37	Whalley, Ed	66	68	75	77	286	0.00
39	Trombley, Bill	71	71	72	73	287	0.00
T40	Goosie, J.C.	71	71	72	75	289	0.00
T40	Boynton, Frank	73	69	72	75	289	0.00
T40	Cichon, Walter	74	74	72	69	289	0.00
T40	Strafaci, Tom	71	72	73	73	289	0.00
T44	Pott, Johnny	71	70	73	76	290	0.00
T44	Robison, Jerry	79	71	68	72	290	0.00
T46	Rubis, Ed	73	72	71	75	291	0.00
T46	Vinzant, Everette	74	71	70	76	291	0.00
T46	Bodington, Bob	72	77	69	73	291	0.00
T46	Kline, John	73	73	72	73	291	0.00
T50	Ragan, Dave	70	73	75	74	292	0.00
T50	Gers, Chris	74	70	77	71	292	0.00
T50	Booe, Billy	69	80	71	72	292	0.00
T50	Keyter, Bruce	72	73	69	78	292	0.00
T54	Labutis, Al	71	75	70	77	293	0.00
T54	Lenczyk, Ted	73	72	75	73	293	0.00
T56	Schwab, Pat	72	70	76	76	294	0.00
T56	Siderowf, Dick	77	74	72	71	294	0.00
T58	Cook, Jr., A. W.	74	70	76	75	295	0.00
T58	Emmons, Billy	75	71	74	75	295	0.00
T58	McCue, Larry	75	70	76	74	295	0.00
T61	Jones, Gordon	73	73	73	77	296	0.00
T61	Wampler, Fred	73	75	74	74	296	0.00
T61	Horne, Billy	71	73	74	78	296	0.00
T61	Matczak, Stan	74	72	76	74	296	0.00
T61	Nettelbladt, Harry	75	74	73	74	296	0.00
T66	Kay, Bob	70	75	76	76	297	0.00
T66	Lafrancis, Bob	76	71	75	75	297	0.00
T68	Cavanaugh, Gil	73	76	73	76	298	0.00
T68	Coghill, Gene	73	74	75	76	298	0.00
T70	Jacobs, Tommy	73	72	77	78	300	0.00
T70	Scussel, Ray	75	73	78	74	300	0.00

TOURNAMENT RESULTS

1956 INSURANCE CITY OPEN

June 28-July 1, 1956
$20,000 Purse
Champion: Arnold Palmer | **Sudden Death Playoff**

LEADERS:
First Round: Ed Oliver and Arnold Palmer shared the lead with 5-under 66s with six players one shot back.
Second Round: Oliver and Palmer continued to share the lead, moving to 7-under 135 and maintaining a one-stroke advantage over Paul McGuire. Fred Hawkins, Gene Littler, Dick Mayer and Bob Rosburg were two shots back.
Third Round: Palmer at 10-under 203 led Mayer and Gardner Dickinson by one shot and Hawkins by two shots.
Cut: No Cut.

	Player	1R	2R	3R	4R	Total	Money
1	Palmer, Arnold	66	69	68	71	274	$4,000.00
2	Kroll, Ted	71	69	67	67	274	2,200.00
T3	Fairfield, Don	69	77	63	66	275	1,116.67
T3	Hawkins, Fred	67	70	68	70	275	1,116.66
T3	Littler, Gene	68	69	69	69	275	1,116.66
T3	Sifford, Charles	69	70	68	68	275	1,116.67
T3	Vossler, Ernie	68	70	72	65	275	1,116.67
T3	Holscher, Bud	71	67	70	67	275	1,116.67
T9	Mayer, Dick	71	66	67	72	276	665.00
T9	Knight, John	70	71	68	67	276	665.00
11	Dickinson, Gardner	70	69	65	73	277	580.00
T12	Finsterwald, Dow	74	64	71	69	278	500.00
T12	Towns, Ken	67	71	69	71	278	500.00
T12	Oliver, Ed	66	69	72	71	278	500.00
T15	Casper, Billy	69	70	72	68	279	367.50
T15	Fetchick, Mike	69	70	72	68	279	367.50
T15	Wampler, Fred	73	69	69	68	279	367.50
T15	Blomquist, Ralph	72	67	68	72	279	367.50
T19	Gwin, Ted	70	73	66	71	280	280.00
T19	Homa, Mike	68	71	72	69	280	280.00
T21	Bolt, Tommy	69	71	70	71	281	230.00
T21	Ford, Doug	70	70	71	70	281	230.00
T21	McGuire, Paul	67	69	72	73	281	230.00
T24	Harney, Paul	67	72	70	73	282	160.00
T24	January, Don	72	66	72	72	282	160.00
T24	Toski, Bob	75	70	70	67	282	160.00
T24	Wininger, Bo	73	70	70	69	282	160.00
T28	Bayer, George	69	69	69	76	283	41.25
T28	Douglas, Dave	75	69	68	71	283	41.25
T28	Inman, Walker	70	70	74	69	283	41.25
T28	Ransom, Henry	70	71	70	72	283	41.25
T28	Rubis, Ed	67	72	73	71	283	0.00
T28	Burke, Jr., Jack	67	71	68	77	283	41.25
T28	Goggin, Willie	69	73	73	68	283	41.25
T28	Nary, Bill	70	69	72	72	283	41.25
T28	Rutkiewicz, Frank	71	71	69	72	283	41.25
T37	Besselink, Al	71	72	72	69	284	0.00
T37	Furgol, Marty	71	71	69	73	284	0.00
T37	Bernardin, George	71	71	71	71	284	0.00
T37	Krak, Mike	69	71	72	72	284	0.00
T37	Whitt, Don	72	72	69	71	284	0.00
T42	Maxwell, Billy	71	70	70	74	285	0.00
T42	Kesselring, Gerry	70	71	73	71	285	0.00
T44	Rosburg, Bob	70	67	71	78	286	0.00
T44	Cleary, John	69	74	68	75	286	0.00
T44	Duden, Bob	72	72	70	72	286	0.00
T44	Burke, Ed	71	73	71	71	286	0.00
T48	Brewer, Gay	72	71	72	72	287	0.00
T48	Hebert, Jay	71	68	71	77	287	0.00
T48	Doering, Art	70	75	72	70	287	0.00
T48	Cichon, Walter	68	73	77	69	287	0.00
T48	Grant, Bob	69	69	77	72	287	0.00
T48	Lenczyk, Ted	71	76	69	71	287	0.00
T54	Kay, Bob	75	71	72	70	288	0.00
T54	O'Leary, Paul	75	70	68	75	288	0.00
T54	Staszowski, Stan	72	69	72	75	288	0.00
T57	Hoenig, Don	75	70	71	73	289	0.00
T57	Smith, Kirk	70	75	71	73	289	0.00
T57	Staszowski, Frank	71	72	72	74	289	0.00
T60	Whedon, W. W.	75	72	70	73	290	0.00
T60	Zbikowski, Robert	72	75	71	72	290	0.00
T62	Bigham, George	71	72	72	76	291	0.00
T62	Booe, Billy	73	74	69	75	291	0.00
T62	Manero, Tony	73	71	71	76	291	0.00
T62	Mattson, Ronnie	74	72	69	76	291	0.00
66	Kringle, Ed	71	75	71	75	292	0.00
67	Hilinski, Stanley	70	72	75	76	293	0.00
T68	Addington, Don	71	72	72	79	294	0.00
T68	Doctor, Steve	70	72	73	79	294	0.00
T68	Gerardi, Ernie	74	72	74	74	294	0.00
T71	Bisdorf, Bill	74	72	72	77	295	0.00
T71	Lafrancis, Bob	68	75	74	78	295	0.00
T71	Thornton, Bill	73	74	72	76	295	0.00

1955 INSURANCE CITY OPEN



September 2-5, 1955
$20,000 Purse
Champion: Sam Snead

LEADERS:
First Round: Sam Snead and Mike Souchak shared the lead at 5-under 66. Art Wall was one shot back and eight players were two shots back.
Second Round: Snead and Gerry Kesselring moved to 8-under 134, two shots ahead of Souchak and Ed Kringle. Doug Ford was three shots backs.
Third Round: Snead led Kesserling by four at 13-under 200. Souchak and Fred Hawkins were seven shots back.
Cut: No Cut

	Player	1R	2R	3R	4R	Total	Money
1	Snead, Sam	66	68	66	69	269	$4,000.00
T2	Hawkins, Fred	73	67	67	69	276	1,950.00
T2	Souchak, Mike	66	70	71	69	276	1,950.00
T4	Boros, Julius	70	72	67	69	278	1,150.00
T4	Kesselring, Gerry	68	66	70	74	278	1,150.00
T6	Littler, Gene	69	69	72	70	280	950.00
T6	Burke, Jr., Jack	68	71	73	68	280	950.00
8	Finsterwald, Dow	70	72	68	71	281	800.00
T9	Wall, Art	67	72	70	73	282	636.66
T9	Douglas, Dave	71	70	72	69	282	636.67
T9	Evans, Max	73	68	71	70	282	636.67
T12	Bolt, Tommy	69	70	71	73	283	500.00
T12	Furgol, Marty	71	70	71	71	283	500.00
T12	Markham, Bill	73	71	68	71	283	500.00
T15	Casper, Billy	70	68	77	69	284	338.34
T15	Dickinson, Gardner	72	69	72	71	284	338.33
T15	Fairfield, Don	71	73	67	73	284	338.33
T15	Wampler, Fred	74	73	68	69	284	338.34
T15	Homa, Mike	72	73	69	70	284	338.33
T15	Kay, Bob	68	71	74	71	284	338.33
T21	Barber, Jerry	71	72	70	72	285	220.00
T21	Kroll, Ted	68	73	72	72	285	220.00
T21	Harper, Chandler	72	71	68	74	285	220.00
T21	Snow, Ansel	73	72	68	72	285	220.00
T25	Sifford, Charles	71	72	74	69	286	150.00
T25	Ulrich, Wally	75	70	73	68	286	150.00
T25	Turnesa, Jim	73	73	73	67	286	150.00
T28	Collins, Bill	71	76	66	74	287	82.50
T28	Fetchick, Mike	68	76	72	71	287	82.50
T28	Ellis, Wes	73	73	69	72	287	82.50
T28	Weaver, Buddy	71	73	70	73	287	82.50
T32	Biagetti, Leo	68	72	74	74	288	0.00
T32	Doctor, Steve	70	71	72	75	288	0.00
T34	Ford, Doug	71	66	75	77	289	0.00
T34	Mengert, Al	70	72	74	73	289	0.00
T34	Watson, Bob	71	74	72	72	289	0.00
T34	Rhodes, Ted	70	75	73	71	289	0.00
T39	Stranahan, Frank	71	76	74	69	290	0.00
T39	Annon, Fred	69	75	73	73	290	0.00
T39	Labutis, Al	73	73	70	74	290	0.00
T42	Cleary, John	71	71	77	72	291	0.00
T42	Hoenig, Don	74	71	71	75	291	0.00
T42	Burke, Ed	71	71	74	75	291	0.00
T42	Galeski, John	71	76	72	72	291	0.00
T42	Nettelbladt, Harry	75	71	74	71	291	0.00
T42	Sanders, Monte	70	73	77	71	291	0.00
T48	Mayer, Dick	71	76	72	73	292	0.00
T48	Lenczyk, Ted	76	71	74	71	292	0.00
T50	Toski, Bob	71	73	77	72	293	0.00
T50	Nary, Bill	75	69	73	76	293	0.00
T50	O'Leary, Paul	73	74	71	75	293	0.00
T53	Reed, Buster	73	74	76	72	295	0.00
T53	Strafaci, Tom	71	75	76	73	295	0.00
T55	Clark, Jimmy	73	73	78	72	296	0.00
T55	Burke, Pete	74	73	76	73	296	0.00
T55	Glenn, Roy	74	73	74	75	296	0.00
T55	Resnick, Burton	72	72	77	75	296	0.00
59	Bigham, George	71	76	76	74	297	0.00
T60	Bishop, Ted	75	77	72	74	298	0.00
T60	Hackney, Alex	73	74	74	77	298	0.00
T62	Whitt, Don	71	76	74	78	299	0.00
T62	Cichon, Walter	72	74	80	73	299	0.00
64	Domian, Stanley	75	74	76	75	300	0.00
T65	Dietz, Mike	75	72	80	74	301	0.00
T65	McGuire, Paul	73	74	77	77	301	0.00
T67	Conlin, Bill	78	75	74	75	302	0.00
T67	Miller, Dave	79	75	75	73	302	0.00
T69	Lang, Ken	70	75	80	78	303	0.00
T69	McCue, Larry	73	74	76	80	303	0.00
T71	Mitchell, Joe	75	77	75	77	304	0.00
T71	Whedon, W. W.	75	73	80	76	304	0.00
73	Netcho, John	75	79	74	79	307	0.00
74	Kask, Fred	75	73	82	78	308	0.00
75	Kirkpatrick, Jim	75	79	76	79	309	0.00
76	Healey, Walter	77	76	80	79	312	0.00
77	Zaccagnino, Pete	80	75	83	78	316	0.00

TOURNAMENT RESULTS

1954 INSURANCE CITY OPEN

June 24-27, 1954
$15,000 Purse
Champion: Tommy Bolt | **Sudden Death Playoff**

LEADERS:
First Round: Cary Middlecoff at 6-under 65 led Leo Biagetti and Earl Stewart by three shots.
Second Round: Tommy Bolt fired an 11-under 60 to move to 11-under par 130 and lead Middlecoff and Stewart by five shots.
Final Round: Bolt moved to 13-under 200 and led Ed Burke and Doug Ford by three shots.
Cut: No Cut.

	Player	1R	2R	3R	4R	Total	Money
1	Bolt, Tommy	71	60	69	71	271	$2,400.00
2	Stewart, Earl	68	68	69	66	271	1,800.00
3	Boros, Julius	70	69	66	68	273	1,400.00
T4	Ford, Doug	70	67	66	72	275	1,000.00
T4	Furgol, Marty	71	69	66	69	275	1,000.00
T4	Hawkins, Fred	70	69	67	69	275	1,000.00
T7	Kroll, Ted	70	69	69	68	276	600.00
T7	Littler, Gene*	70	69	67	70	276	0.00
T7	Burke, Ed	71	67	65	73	276	600.00
T7	Holscher, Bud	71	68	66	71	276	600.00
T11	Middlecoff, Cary	65	71	70	71	277	360.00
T11	Palmer, Johnny	69	68	67	73	277	360.00
T11	Douglas, Dave	73	70	68	66	277	360.00
T11	Kay, Bob	71	71	65	70	277	360.00
T11	McGuire, Paul	70	70	67	70	277	360.00
T16	Haas, Fred	71	69	66	72	278	245.00
T16	Toski, Bob	70	70	66	72	278	245.00
T18	Fleck, Jack	71	70	70	68	279	225.00
T18	Turnesa, Jim	69	69	69	72	279	225.00
T20	Ulrich, Wally	73	68	67	72	280	205.00
T20	Homa, Mike	72	70	71	67	280	205.00
T22	Barber, Jerry	73	72	65	71	281	180.00
T22	Fazio, George	75	71	67	68	281	180.00
T22	Wininger, Bo	72	68	70	71	281	180.00
T25	Scharlau, Herman	70	68	75	69	282	155.00
T25	Quick, Smiley	72	69	72	69	282	155.00
T27	Marusic, Milon	70	72	72	69	283	135.00
T27	Mayfield, Shelley	69	72	69	73	283	135.00
T29	Cooper, Pete	73	70	72	69	284	55.00
T29	Metz, Dick	75	71	70	68	284	55.00
T29	Annon, Fred	70	74	67	73	284	55.00
T29	Rhodes, Ted	74	73	68	69	284	55.00
T29	Snow, Ansel	72	71	74	67	284	55.00
T29	Zimmerman, Al	71	70	73	70	284	55.00
T35	Besselink, Al	74	72	73	66	285	0.00
T35	Dickinson, Gardner	71	73	70	71	285	0.00
T35	Souchak, Mike	73	73	68	71	285	0.00
T35	Bruno, George	70	73	70	72	285	0.00
T35	Nettelbladt, Harry	73	70	70	72	285	0.00
T35	Torza, Felice	71	72	69	73	285	0.00
T41	Curtain, Joe	73	71	72	70	286	0.00
T41	Nary, Bill	73	70	71	72	286	0.00
T43	Mayer, Dick	73	71	71	72	287	0.00
T43	Ezinicki, Bill	70	70	74	73	287	0.00
T43	Dietz, Mike	75	68	69	75	287	0.00
T46	Clark, Jimmy	78	69	68	73	288	0.00
T46	De Vicenzo, Roberto	70	75	71	72	288	0.00
T46	Lawrence, Palmer	72	70	73	73	288	0.00
T46	Bishop, Ted	75	69	72	72	288	0.00
T50	Rosburg, Bob	70	74	68	77	289	0.00
T50	Hoenig, Don	76	72	72	69	289	0.00
T50	Evans, Max	70	73	71	75	289	0.00
T50	Grant, R. M.	74	72	72	71	289	0.00
T50	Lundahl, Dick	74	69	71	75	289	0.00
T50	Spears, Herschel	71	75	69	74	289	0.00
T50	Williams, Harold	77	70	71	71	289	0.00
T57	Burkemo, Walter	72	75	71	72	290	0.00
T57	Penecale, Sam	76	71	70	73	290	0.00
T57	Joseph, Eddie	73	73	71	73	290	0.00
T60	Fetchick, Mike	73	72	73	73	291	0.00
T60	Gerardi, Ernie	74	74	72	71	291	0.00
62	Cavanaugh, Gil	77	70	73	72	292	0.00
63	Biagetti, Leo	68	74	78	73	293	0.00
T64	Lenczyk, Ted	72	75	73	75	295	0.00
T64	Resnick, Burton	77	71	74	73	295	0.00
66	Billows, Ray	72	76	73	75	296	0.00
67	Little, Lawson	73	74	72	80	299	0.00
68	Mandly, Harold	77	71	74	82	304	0.00

* Littler ineligible to win money in this event.

1953 INSURANCE CITY OPEN

August 27-30, 1953
$15,000 Purse
Champion: Bob Toski



LEADERS:
First Round: Joe Curtain, Jim Ferrier, E.J. Harrson, Bob Toski and Fred Wampler shared the lead at 5-under 66.
Second Round: Jim Turnesa moved to 11-under 131 to lead Toski and Ferrier by one and two shots respectively. Mike Homa was four shots back and four players were five shots back.
Third Round: Ferrier, Toski and amateur Frank Stranahan shared the lead at 11-under 202. Turnesa and Tommy Bolt were one shot back and Joe Moore, Jr. was three shots off the pace.

	Player	1R	2R	3R	4R	Total	Money
1	Toski, Bob	66	66	70	67	269	$2,400.00
2	Ferrier, Jim	66	67	69	68	270	1,800.00
T3	Bolt, Tommy	68	68	67	70	273	1,100.00
T3	Turnesa, Jim	67	64	72	70	273	1,100.00
T3	Evans, Max	68	71	69	65	273	1,100.00
T3	Oliver, Ed	72	66	69	66	273	1,100.00
T7	Wall, Art	71	68	68	67	274	700.00
T7	Stranahan, Frank	71	66	65	72	274	0.00
T9	Markham, Bill	68	70	68	69	275	550.00
T9	Moore, Jr., Joe	67	69	69	70	275	550.00
11	Boros, Julius	72	71	65	68	276	440.00
T12	Ford, Doug	69	68	72	68	277	380.00
T12	Kroll, Ted	69	69	71	68	277	380.00
14	Harrison, E. J.	66	72	70	70	278	320.00
15	Gajda, Bob	70	72	68	69	279	280.00
T16	Furgol, Marty	69	72	73	66	280	225.00
T16	Marusic, Milon	70	70	72	68	280	225.00
T16	Fleming, Pete	69	73	68	70	280	225.00
T16	Homa, Mike	67	68	71	74	280	225.00
T16	Little, Lawson	72	71	67	70	280	225.00
T16	Mayfield, Shelley	68	70	70	72	280	225.00
T22	Wampler, Fred	66	70	71	74	281	165.00
T22	Biagetti, Leo	75	70	70	66	281	165.00
T22	Dana, Norman	72	71	68	70	281	165.00
T22	Inman, Bob	68	73	67	73	281	165.00
T22	Kay, Bob	70	68	71	72	281	165.00
T22	Staszowski, Frank	71	68	72	70	281	165.00
T28	Hawkins, Fred	74	69	70	69	282	125.00
T28	Bishop, Ted	69	70	72	71	282	0.00
T28	Blomquist, Ralph	69	67	77	69	282	125.00
T31	Ulrich, Wally	74	68	70	71	283	52.50
T31	Burke, Pete	75	70	71	67	283	52.50
T31	Curtain, Joe	66	74	71	72	283	52.50
T31	Lomeli, Ralph	73	67	69	74	283	52.50
T35	Burke, Ed	71	68	70	75	284	0.00
T35	Riegel, Skee	70	68	73	73	284	0.00
T37	Dickinson, Gardner	73	68	72	72	285	0.00
T37	Hoenig, Don	75	64	73	73	285	0.00
T37	Knight, Dick	70	73	69	73	285	0.00
T37	Thornton, Bill	72	71	71	71	285	0.00
T41	Clark, Jimmy	69	71	74	72	286	0.00
T41	Miner, Clem	76	67	71	72	286	0.00
43	Capps, Billy	74	71	72	70	287	0.00
44	Barber, Jerry	69	70	73	76	288	0.00
45	Stewart, David	77	71	72	69	289	0.00
46	Mandly, Harold	68	78	72	72	290	0.00
T47	Ezinicki, Bill	73	73	70	75	291	0.00
T47	Rubis, Ed	71	75	72	73	291	0.00
T47	Stewart, Earl	69	70	75	77	291	0.00
T47	Catropa, Ernest	75	72	71	73	291	0.00
T47	King, Frank	79	70	75	67	291	0.00
T47	Toski, Ben	72	76	69	74	291	0.00
53	Sarro, Frank	76	73	73	70	292	0.00
54	Spiller, Bill	70	70	76	77	293	0.00
55	Lang, Ken	69	76	71	78	294	0.00
T56	Kufta, William	74	72	76	75	297	0.00
T56	Lambo, Jerry	77	73	77	70	297	0.00
T58	Nettelbladt, Harry	77	73	75	74	299	0.00
T58	Schappa, Bob	72	73	78	76	299	0.00
T60	Ebbetts, J. R.	74	76	75	75	300	0.00
T60	Null, Johnny	77	71	73	79	300	0.00

TOURNAMENT RESULTS

1952 INSURANCE CITY OPEN

August 29-September 1, 1952
$15,000 Purse
Champion: Ted Kroll



LEADERS:
First Round: Skee Reigel and Art Wall shared the lead at 5-under 66, one shot ahead of Johnny Palmer.
Second Round: Riegel moved to 9-under 133, four shots clear of Bill Nary, Palmer, Bob Toski, Wally Ulrich and Wall.
Third Round: Riegel at 9-under 204 led Ted Kroll by two shots. Lawson Little, Ed Oliver and Earl Stewart were three shots behind.

	Player	1R	2R	3R	4R	Total	Money
1	Kroll, Ted	69	70	67	67	273	$2,400.00
T2	Stewart, Earl	68	71	69	69	277	1,466.67
T2	Little, Lawson	68	72	68	69	277	1,466.66
T2	Riegel, Skee	66	67	71	73	277	1,466.67
5	Oliver, Ed	74	67	67	70	278	1,000.00
T6	Ford, Doug	71	70	71	68	280	750.00
T6	Palmer, Johnny	67	70	72	71	280	750.00
T8	Furgol, Marty	70	71	72	68	281	513.34
T8	Toski, Bob	69	68	73	71	281	513.33
T8	Wall, Art	66	71	72	72	281	513.33
T11	Boros, Julius	70	71	68	73	282	400.00
T11	Markham, Bill	68	70	71	73	282	0.00
13	Burke, Ed	73	69	71	70	283	360.00
T14	Clark, Jimmy	70	74	72	68	284	264.00
T14	Finsterwald, Dow	73	73	71	67	284	264.00
T14	Mayer, Dick	70	70	73	71	284	264.00
T14	Hoenig, Don	69	71	70	74	284	0.00
T14	Homa, Mike	70	68	73	73	284	264.00
T14	Zimmerman, Al	69	72	69	74	284	264.00
T20	Bolt, Tommy	72	70	70	73	285	205.00
T20	Turnesa, Jim	70	74	71	70	285	205.00
T20	Nary, Bill	70	67	74	74	285	205.00
T20	Nettelbladt, Harry	74	74	69	68	285	205.00
T24	Ulrich, Wally	68	69	73	76	286	165.00
T24	Duden, Bob	72	67	72	75	286	165.00
T24	Evans, Max	74	73	73	66	286	165.00
T24	Gerardi, Ernie	71	72	73	70	286	0.00
T24	Staszowski, Frank	73	72	72	69	286	165.00
T29	Haas, Fred	72	71	74	70	287	120.00
T29	Hawkins, Fred	73	77	70	67	287	120.00
T29	Gajda, Bob	70	74	69	74	287	120.00
T29	Ferrier, Jim	73	72	70	72	287	120.00
T29	Heckman, Buddy	69	72	72	74	287	120.00
T34	Biagetti, Leo	72	69	74	73	288	0.00
T34	Doctor, Steve	75	73	71	69	288	0.00
T34	Lomeli, Ralph	74	71	72	71	288	0.00
T37	Barber, Jerry	70	70	72	77	289	0.00
T37	Catropa, Ernest	71	75	74	69	289	0.00
T37	Grant, R. M.	75	70	73	71	289	0.00
T40	Armour, Tommy	72	71	73	74	290	0.00
T40	Strazza, Frank	72	72	74	72	290	0.00
T42	Kringle, Frank	75	74	71	71	291	0.00
T42	Snow, Ansel	74	71	72	74	291	0.00
44	Null, Johnny	73	75	68	76	292	0.00
T45	Ezinicki, Bill	75	72	71	75	293	0.00
T45	Fleming, Pete	72	70	80	71	293	0.00
T45	Mitchell, Joe	71	73	70	79	293	0.00
T45	Tereskiewicz, Joe	70	75	75	73	293	0.00
T45	Thompson, Jimmy	73	74	71	75	293	0.00
T50	Marusic, Milon	75	73	74	72	294	0.00
T50	Bucior, Frank	73	75	71	75	294	0.00
T50	Cichon, Walter	72	75	74	73	294	0.00
T50	Jones, III, Robert T.	74	73	73	74	294	0.00
T50	Martin, Iverson	75	73	71	75	294	0.00
55	Kay, Bob	72	75	74	74	295	0.00
T56	Mandly, John	71	78	75	73	297	0.00
T56	McGuire, Paul	71	79	76	71	297	0.00
T58	Mandly, Harold	71	78	74	76	299	0.00
T58	Pezzullo, Joe	73	76	76	74	299	0.00
T58	Winter, Alpheus	74	74	74	77	299	0.00
T61	Schappa, Bill	74	75	77	75	301	0.00
T61	Schappa, Bob	74	74	77	76	301	0.00
63	Mazzarella, Pat	75	74	75	78	302	0.00
64	Chizinski, Leo	76	73	79	75	303	0.00
65	Smith, Joel	71	77	79	81	308	0.00



INDIVIDUAL RESULTS

TRAVELERS CHAMPIONSHIP
GOLF
TRAVELERS CHAMPIONSHIP
TRAVELERS CHAMPIONSHIP
FedExCup
TRAVELERS CHAMPIONSHIP

INDIVIDUAL RESULTS

AARON, TOMMY (69.81)

Year	1st	2nd	3rd	4th	Total	Finish	Money
1961	71	71	70	69	281	T30	$106.25
1963	74	68	72	73	287	T33	182.22
1964	68	69	68	73	278	T15	872.22
1965	67	70	72	68	277	T8	2,050.00
1966	69	70	72	70	281	T51	33.34
1967	69	71	72	67	279	T21	953.57
1970	70	68	73	70	281	T42	286.67
1971	71	70	68	68	278	T31	592.00
1976	70	70	66	70	276	T18	2,730.00
1977	73	68	71	71	283	T70	105.00
1978	69	69	66	70	274	T22	1,715.00
1979	68	68	72	72	280	T39	1,140.00
1980	73	68			141	CUT	
1981	70	68	67	69	274	T47	807.00
						Total	$11,573.27

ABBOTT, JERRY (70.88)

Year	1st	2nd	3rd	4th	Total	Finish	Money
1968	73	69	75	70	287	T59	
1969	67	71	73	69	280	T35	$495.72
						Total	$495.72

ABERG, LUDVIG (66.75)

Year	1st	2nd	3rd	4th	Total	Finish	Money
2023	67	65	65	70	267	T24	$167,000.00
						Total	$167,000.00

ACOSTA, JR., JOE (73.50)

Year	1st	2nd	3rd	4th	Total	Finish	Money
1995	75	73			148	CUT	
1996	75	71			146	CUT	
						Total	

ADAMONIS, BRAD (70.14)

Year	1st	2nd	3rd	4th	Total	Finish	Money
2007	75	70			145	CUT	
2008	64	68	68	67	267	T6	194,250.00
2009	73	71			144	CUT	
2010	69	69	70	72	280	T68	$12,060.00
2015	72	74			146	CUT	
						Total	$206,310.00

ADAMS, ADAM (73.00)

Year	1st	2nd	3rd	4th	Total	Finish	Money
1984	73	73			146	CUT	
2008	64	68	68	67	267	T6	$194,250.00
						Total	$194,250.00

ADAMS, BLAKE (68.75)

Year	1st	2nd	3rd	4th	Total	Finish	Money
2010	76	68			144	CUT	
2011	66	66	66	68	266	T9	$156,000
2015	72	68			140	CUT	
						Total	$156,000

ADAMS, JOHN (70.82)

Year	1st	2nd	3rd	4th	Total	Finish	Money
1980	70	75			145	CUT	
1981	73	75			148	CUT	
1982	66	66	72	69	273	T39	$1,230.00
1983	72	66	65	68	271	T5	10,950.00
1984	70	72	72	70	284	T33	2,210.00
1985	74	69			143	CUT	
1986	70	69	69	70	278	T29	4,355.14
1987	74	69			143	CUT	
1988	68	71	69	71	279	T45	2,002.00
1989	71	70			141	CUT	
1990	68	70	76	70	284	T72	1,940.00
1991	71	65	72	70	278	T29	5,955.56
1992	70	81			151	CUT	
1993	77	66	77	78	298	80	1,800.00
						Total	$30,442.70

ADAMS, SAM (70.50)

Year	1st	2nd	3rd	4th	Total	Finish	Money
1972	72	67	68	71	278	T18	$1,351.87
1973	70	72			142	CUT	
1975	71	69	67	69	276	T23	1,725.00
1976	73	72			145	CUT	
1978	76	70			146	CUT	
						Total	$3,076.87

ADAMSON, BOB (69.75)

Year	1st	2nd	3rd	4th	Total	Finish	Money
1964	71	70	69	69	279	T24	$662.50
						Total	$662.50

ADCOCK, MITCH (69.33)

Year	1st	2nd	3rd	4th	Total	Finish	Money
1978	71	65	65	72	273	T17	$2,730.00
1990	68	68	70	68	274	T27	6,516.67
1992	71	71	71	72	285	T46	2,674.29
						Total	$11,920.96

ADDINGTON, DON (73.50)

Year	1st	2nd	3rd	4th	Total	Finish	Money
1956	71	72	72	79	294	T68	
						Total	

AFFRUNTI, JOE (70.67)

Year	1st	2nd	3rd	4th	Total	Finish	Money
2013	71	69	72		212	T77	$11,407.00
						Total	$11,407.00

AIKEN, THOMAS (70.50)

Year	1st	2nd	3rd	4th	Total	Finish	Money
2016	71	70			141	CUT	
						Total	

ALARCON, RAFAEL (70.67)

Year	1st	2nd	3rd	4th	Total	Finish	Money
1983	72	71			143	CUT	
1997	74	68	71	68	281	T61	$3,210.00
						Total	$3,210.00

ALBERTSON, ANDERS (71.50)

Year	1st	2nd	3rd	4th	Total	Finish	Money
2019	71	72			143	CUT	
						Total	

ALDRIDGE, TYLER (71.20)

Year	1st	2nd	3rd	4th	Total	Finish	Money
2009	69	66	78		213	T77	$10,980.00
2016	71	72			143	CUT	
						Total	$10,980.00

ALEXANDER, TYSON (75.00)

Year	1st	2nd	3rd	4th	Total	Finish	Money
2023	71	79			150	CUT	
						Total	

ALKER, STEVEN (70.66)

Year	1st	2nd	3rd	4th	Total	Finish	Money
2015	70	68	68	71	277	T60	$13,888.00
2017	73	74			147	CUT	
						Total	$13,888.00

ALLAN, STEVE (69.96)

Year	1st	2nd	3rd	4th	Total	Finish	Money
2001	72	72			144	CUT	
2002	66	73	67	70	276	T27	$27,800.00
2003	71	68	72	75	286	T73	7,680.00
2004	71	71			142	CUT	
2005	70	68	68	67	273	T16	66,650.00
2007	66	75	67	67	275	T15	90,000.00
2008	68	72			140	CUT	
2009	74	71			145	CUT	
						Total	$192,130.00

ALLEM, FULTON (70.10)

Year	1st	2nd	3rd	4th	Total	Finish	Money
1988	67	68	67	72	274	T14	$11,900.00
1989	73	70			143	CUT	
1990	69	71			140	CUT	
1992	66	77			143	CUT	
1993	70	66	74	70	280	T20	10,833.33
1994	72	70			142	CUT	
1995	69	69	74	70	282	T59	2,592.00
1999	69	69	70	68	276	T46	6,587.50
2001	65	77			142	CUT	
2002	71	69	69	72	281	62	8,640.00
						Total	$40,552.83

ALLEN, MICHAEL (70.38)

Year	1st	2nd	3rd	4th	Total	Finish	Money
1990	70	71			141	CUT	
1991	69	68	74	70	281	T52	$2,345.00
1993	72	71	74	77	294	T78	1,830.00
1994	72	69	72	71	284	T55	2,700.00
1995	74	69			143	CUT	
2002	78	70			148	CUT	
2004	69	72	68	73	282	T61	8,946.00
2005	71	73			144	CUT	
2006	73	71			144	CUT	
2007	66	69	76	70	281	T46	15,810.00
2008	69	66	68	64	267	T6	194,250.00
2009	68	65	67	67	267	T14	$105,000.00
2010	70	69			139	CUT	
						Total	$330,881.00

INDIVIDUAL RESULTS

ALLEN, RAS (70.67)

Year	1st	2nd	3rd	4th	Total	Finish	Money
1973	67	67	71	72	277	T50	$470.00
1974	71	68	70	68	277	T20	1,928.57
1975	71	71	76	76	294	76	
						Total	$2,398.57

ALLEN, ROBERT (72.00)

Year	1st	2nd	3rd	4th	Total	Finish	Money
1961	65	74	73	76	288	62	
						Total	

ALLENBY, ROBERT (70.50)

Year	1st	2nd	3rd	4th	Total	Finish	Money
1993	74	73			147	CUT	
1999	69	70	69	73	281	T62	$5,275.00
2000	69	64	69	69	271	T14	49,000.00
2005	68	66	72	67	273	T16	66,650.00
2012	68	75			143	CUT	
2013	75	71			146	CUT	
2015	70	73			143	CUT	
2016	72	75			147	CUT	
						Total	$120,925.00

ALLIN, BUD (71.75)

Year	1st	2nd	3rd	4th	Total	Finish	Money
1971	74	72			146	CUT	
1973	68	73			141	CUT	
						Total	

ALLRED, JASON (69.88)

Year	1st	2nd	3rd	4th	Total	Finish	Money
2005	70	71			141	CUT	
2008	68	67	68	73	276	T52	$13,851.43
2014	72	70			142	CUT	
						Total	$13,851.43

ALTGELT, STANTON (71.42)

Year	1st	2nd	3rd	4th	Total	Finish	Money
1976	72	68	74	71	285	T57	$430.60
1980	68	70	77	78	293	71	594.00
1981	69	68	74	68	279	T71	588.00
						Total	$1,612.60

ALVAREZ, HECTOR (73.75)

Year	1st	2nd	3rd	4th	Total	Finish	Money
1963	72	72	75	76	295	70	
						Total	

ALVARADO, BENJAMIN (72)

Year	1st	2nd	3rd	4th	Total	Finish	Money
2014	74	70			144	CUT	
						Total	

AMARAL, TONY (77.50)

Year	1st	2nd	3rd	4th	Total	Finish	Money
1989	79	76			155	CUT	
						Total	

AMES, STEPHEN (70.22)

Year	1st	2nd	3rd	4th	Total	Finish	Money
1999	69	71			140	CUT	
2000	71	69			140	CUT	
2011	70	70			140	CUT	
2013	70	69	73		212	T77	$11,407.00
						Total	$11,407.00

AN, BYEONG HUN (69.50)

Year	1st	2nd	3rd	4th	Total	Finish	Money
2017	67	72	69	73	281	T66	$14,008.00
2019	70	73			143	CUT	
2021	68	68	69	68	273	T46	19,869.00
2022	68	71			139	CUT	
2023	68	69			137	CUT	
						Total	$33,877.00

ANCER, ABRAHAM (67.89)

Year	1st	2nd	3rd	4th	Total	Finish	Money
2016	68	68	68	73	277	T56	$14,718.00
2018	67	72			139	CUT	
2019	64	73	70	63	270	T8	194,400.00
2020	67	65	66	69	267	T11	139,983.33
2021	72	66	66	65	269	4	362,600.00
						Total	$711,701.33

ANDERSON, CHRIS (70.50)

Year	1st	2nd	3rd	4th	Total	Finish	Money
2003	73	67	70	70	280	T47	$10,576.00
2005	72	71			143	CUT	
						Total	$10,576.00

ANDERSON, JC (73.25)

Year	1st	2nd	3rd	4th	Total	Finish	Money
1991	76	72			148	CUT	
1993	72	73			145	CUT	
						Total	

ANDERSON, JEREMY (68.50)

Year	1st	2nd	3rd	4th	Total	Finish	Money
2001	70	67	71	66	274	T36	$13,659.38
						Total	$13,659.38

ANDERSON, JERRY (71.50)

Year	1st	2nd	3rd	4th	Total	Finish	Money
1990	71	71			142	CUT	
1992	69	72	71	75	287	T58	$2,170.00
						Total	$2,170.00

ANDERSON, MARK (69.63)

Year	1st	2nd	3rd	4th	Total	Finish	Money
2012	69	76			145	CUT	
2015	67	71	65	68	271	T15	$102,400.00
2017	72	69			141	CUT	
						Total	$102,400.00

ANDRADE, BILLY (69.63)

Year	1st	2nd	3rd	4th	Total	Finish	Money
1988	71	66	69	71	277	T32	$4,051.50
1989	68	71	70	71	280	T54	2,270.00
1990	69	70	69	65	273	T21	10,000.00
1991	72	66	66	68	272	T4	41,333.33
1992	68	75			143	CUT	
1993	71	80			151	CUT	
1994	71	69	69	75	284	T55	2,700.00
1995	74	65	62	70	271	T8	34,800.00
1996	74	73			147	CUT	
1997	68	70	67	69	274	T13	28,125.00
1998	68	69	66	68	271	T14	37,000.00
1999	68	71	69	73	281	T62	5,275.00
2000	71	69			140	CUT	
2001	68	65	66	66	265	2	334,800.00
2002	70	70	69	65	274	T18	58,000.00
2003	68	69	74	70	281	T52	9,280.00
2004	72	67	71	68	278	T44	13,053.60
2005	76	69			145	CUT	
2006	69	69	73	69	280	T48	11,193.60
2007	66	71	71	68	276	T22	54,085.72
2008	69	68	69	74	280	T66	12,480.00
2009	66	72			138	CUT	
2010	70	74			144	CUT	
2011	72	73			145	CUT	
						Total	$658,447.75

ANNON, FRED (72.19)

Year	1st	2nd	3rd	4th	Total	Finish	Money
1954	70	74	67	73	284	T29	$55.00
1955	69	75	73	73	290	T39	
1958	72	72	69	77	290	T58	
1959	72	76	71	72	291	T56	
						Total	$55.00

ANTON, TERRY (72.00)

Year	1st	2nd	3rd	4th	Total	Finish	Money
1981	71	73			144	CUT	
						Total	

ANTONIO, JR., ALEX (72.25)

Year	1st	2nd	3rd	4th	Total	Finish	Money
1967	70	72	74	73	289	T65	
						Total	

AOKI, ISAO (68.90)

Year	1st	2nd	3rd	4th	Total	Finish	Money
1982	71	65	66	67	269	T15	$5,100.00
1983	66	67	71	68	272	8	9,300.00
1987	74	74			148	CUT	
						Total	$14,400.00

APHIBARNRAT, KIRADECH (71.25)

Year	1st	2nd	3rd	4th	Total	Finish	Money
2019	69	74			143	CUT	
2022	68	74			142	CUT	
						Total	

APPLEBY, STUART (69.10)

Year	1st	2nd	3rd	4th	Total	Finish	Money
1996	73	70	69	70	282	T30	$8,914.28
2000	67	68	68	71	274	T32	13,626.66
2007	69	74			143	CUT	
2008	68	66	72	69	275	T45	16,817.14
2009	69	74			143	CUT	
2010	70	67	66	69	272	T27	40,800.00
2011	71	72			143	CUT	
2012	68	65	67	72	272	T18	75,600.00
2013	69	67	69	68	273	T9	158,600.00
2014	69	70	68	64	271	T18	78,120.00
2016	68	68	69	71	276	T47	16,573.33
2017	71				71	WD	
						Total	$409,051.41

INDIVIDUAL RESULTS

ARAGON, ALEX (72.17)

Year	1st	2nd	3rd	4th	Total	Finish	Money
2006	68	72	72	73	285	T68	$8,844.00
2014	71	77			148	CUT	
						Total	$8,844.00

ARAI, KIKUO (72.75)

Year	1st	2nd	3rd	4th	Total	Finish	Money
1985	71	75			146	CUT	
1986	72	73			145	CUT	
						Total	

ARCHER, GEORGE (69.73)

Year	1st	2nd	3rd	4th	Total	Finish	Money
1965	72	71	72	67	282	T37	$350.00
1966	71	67	64	67	269	T3	6,250.00
1967	69	72	70	71	282	T37	512.50
1969	71	76			147	CUT	
1970	68	70	71	75	284	T58	173.91
1971	68	66	68	66	268	1	22,000.00
1972	68	72	71	68	279	T26	906.50
1973	69	69	66	68	272	T23	1,653.33
1974	72	69	68	71	280	T44	660.00
1975	68	73	70	75	286	T69	152.50
1976	70	67	68	74	279	T26	1,491.00
1977	70	70	67	70	277	T31	1,165.50
1978	66	69	72	68	275	T31	1,191.00
1979	70	69	70	70	279	T35	1,511.25
1980	73	70			143	CUT	
1981	72	67	65	64	268	T8	8,400.00
1982	67	69	69	70	275	T47	770.57
1983	65	71	73	68	277	T30	1,706.66
1984	71	75			146	CUT	
1985	77	70			147	CUT	
1986	71	70	71	74	286	71	1,386.00
1987	68	75			143	CUT	
1988	70	66	67	69	272	T8	19,600.00
1989	72	69			141	CUT	
						Total	$69,880.72

ARMOUR, RYAN (69.40)

Year	1st	2nd	3rd	4th	Total	Finish	Money
2007	67	74	68	73	282	T54	$13,560.00
2008	69	74			143	CUT	
2015	68	71			139	CUT	
2017	71	74			145	CUT	
2018	67	71	70	70	278	T56	15,680.00
2019	64	71	71	73	279	T54	16,560.00
2020	67	66	68	64	265	T6	233,470.00
2021	70	64	72	73	279	T61	16,206.00
2022	68	66	72	66	272	T25	61,835.00
						Total	$357,311.00

ARMOUR III, TOMMY (70.83)

Year	1st	2nd	3rd	4th	Total	Finish	Money
1982	70	70			140	CUT	
1988	69	66	68	73	276	T28	$4,865.00
1989	71	69	70	72	282	T64	2,090.00
1990	71	69			140	CUT	
1992	70	70	78	69	287	T58	2,170.00
1993	75	74			149	CUT	
1995	71	68	69	70	278	T38	4,920.00
1996	71	70	79	70	290	T72	2,925.00
1997	70	68	72	70	280	T53	3,408.75
1998	73	70			143	CUT	
1999	67	67	75	70	279	T58	5,550.00
2000	66	69	68	70	273	T25	20,920.00
2001	75	71			146	CUT	
2002	70	69	68	75	282	T63	8,400.00
2003	71	73			144	CUT	
2005	77	73			150	CUT	
2007	72	72			144	CUT	
2008	69	64	65	65	263	T2	528,000.00
						Total	$583,248.75

ARMOUR, TOMMY (72.50)

Year	1st	2nd	3rd	4th	Total	Finish	Money
1952	72	71	73	74	290	T40	
						Total	

ARMSTRONG, TY (69.75)

Year	1st	2nd	3rd	4th	Total	Finish	Money
1994	71	70	68	74	283	T51	$2,862.00
1999	69	69	67	70	275	T41	9,250.00
						Total	$12,112.00

ARMSTRONG, WALLY (70.30)

Year	1st	2nd	3rd	4th	Total	Finish	Money
1976	71	69	66	66	272	T5	$7,271.25
1977	70	68	69	69	276	T25	1,585.50
1978	70	69	67	71	277	T43	735.00
1979	74	72			146	CUT	
1980	75	73			148	CUT	
1982	71	76			147	CUT	
1983	72	68			140	CUT	
						Total	$9,591.75

ARNETTE, DEWEY (72.30)

Year	1st	2nd	3rd	4th	Total	Finish	Money
1987	70	71	73	73	287	T71	$1,330.00
1988	71	74			145	CUT	
1989	75	71			146	CUT	
1990	69	76			145	CUT	
						Total	$1,330.00

ARTHUR, PERRY (71.00)

Year	1st	2nd	3rd	4th	Total	Finish	Money
1982	70	68	66	69	273	T39	$1,230.00
1987	71	69	75	76	291	83	1,218.00
1991	76	70			146	CUT	
						Total	$2,448.00

ASHWORTH, BRUCE (72.00)

Year	1st	2nd	3rd	4th	Total	Finish	Money
1974	70	71	74	73	288	T70	$150.00
						Total	$150.00

ATKINS, MATT (70.00)

Year	1st	2nd	3rd	4th	Total	Finish	Money
2018	71	69			140	CUT	
						Total	

ATWAL, ARJUN (70.35)

Year	1st	2nd	3rd	4th	Total	Finish	Money
1996	74	75			149	CUT	
1999	72	69			141	CUT	
2002	74	72			146	CUT	
2004	68	72	70	64	274	T13	$69,825.00
2006	72	71			143	CUT	
2007	68	71	74	64	277	T29	39,900.00
2010	71	67	69	72	279	T64	12,540.00
2011	68	69			137	CUT	
2012	71	68	70	74	283	T69	12,060.00
						Total	$134,325.00

AUBREY, EMLYN (70.33)

Year	1st	2nd	3rd	4th	Total	Finish	Money
1990	69	68	71	72	280	T63	$2,100.00
1991	74	69			143	CUT	
1992	73	71			144	CUT	
1995	66	72	68	68	274	T18	15,120.00
1997	72	71	67	70	280	T53	3,408.75
2000	73	72			145	CUT	
						Total	$20,628.75

AUSTIN, WOODY (69.93)

Year	1st	2nd	3rd	4th	Total	Finish	Money
1996	68	74	74	70	286	T56	$3,360.00
1997	76	72			148	CUT	
1998	68	73			141	CUT	
1999	70	69	69	67	275	T41	9,250.00
2001	69	71	70	70	280	T67	6,231.00
2002	79	74			153	CUT	
2004	68	70	66	66	270	1	756,000.00
2005	69	68	65	69	271	T9	116,100.00
2006	67	70	68	68	273	T5	154,550.00
2007	66	73	71	70	280	T43	21,000.00
2008	71	71			142	CUT	
2009	69	70			139	CUT	
2010	70	70			140	CUT	
2011	72	67			139	CUT	
						Total	$1,066,491.00

AXLEY, ERIC (70.11)

Year	1st	2nd	3rd	4th	Total	Finish	Money
2006	71	72			143	CUT	
2007	67	70	69	70	276	T22	$54,085.71
2008	69	76			145	CUT	
2009	74	68			142	CUT	
2014	64	67	71	73	275	T42	22,320.00
2015	68	70	70	73	281	T71	12,736.00
						Total	$89,141.71

AYCOCK, TOMMY (71.25)

Year	1st	2nd	3rd	4th	Total	Finish	Money
1970	69	73	73	70	285	T62	$173.91
						Total	$173.91

INDIVIDUAL RESULTS

AZINGER, PAUL (69.61)

Year	1st	2nd	3rd	4th	Total	Finish	Money
1982	74	68			142	CUT	
1984	70	79			149	CUT	
1985	70	70	71	68	279	T37	$2,580.00
1986	67	70	66	69	272	T3	36,400.00
1987	69	65	63	72	269	1	126,000.00
1988	69	71	67	69	276	T28	4,865.00
1989	65	70	67	65	267	1	180,000.00
1990	68	68	68	68	272	T13	16,625.00
1992	68	75			143	CUT	
1993	75	77			152	CUT	
1995	67	70	66	70	273	T15	20,400.00
1996	69	74	72	70	285	T49	3,634.29
1997	72	73			145	CUT	
1998	66	72	68	71	277	T47	5,022.22
1999	72	67	65	68	272	T20	27,083.33
2001	70	64	69	67	270	T14	55,800.00
2002	68	74			142	CUT	
2003	71	73			144	CUT	
2005	73	65	69	70	277	T36	19,815.83
2006	71	72			143	CUT	
2007	72	73			145	CUT	
2009	68				68	DQ	
						Total	$498,225.67

BADDELEY, AARON (69.77)

Year	1st	2nd	3rd	4th	Total	Finish	Money
2003	67	72	70	75	284	T68	$8,080.00
2004	68	70	71	73	282	T61	8,946.00
2005	68	76			144	CUT	
2006	78	74			152	CUT	
2009	69	68	76		213	T77	10,980.00
2010	69	66	68	69	272	T27	40,800.00
2011	67	67	66	69	269	T24	46,425.00
2012	67	68	69	71	275	T37	24,000.00
2013	75	67			142	CUT	
2014	67	66	65	69	267	4	297,600.00
2015	68	66	68	73	275	T48	16,085.33
2016	73	65	67	69	274	T34	34,815.00
2018	72	73			145	CUT	
2019	70	72			142	CUT	
2020	69	74			143	CUT	
						Total	$487,731.33

BAE, SANG-MOON (70.29)

Year	1st	2nd	3rd	4th	Total	Finish	Money
2012	79	71			150	CUT	
2013	70	72			142	CUT	
2014	67	68	67	70	272	T24	$57,040.00
2015	79	73			143	CUT	
2019	68	70	69	70	277	T43	21,924.00
						Total	$78,964.00

BAILEY, MIKE (76.57)

Year	1st	2nd	3rd	4th	Total	Finish	Money
1983	79				79	W/D	
1988	75	72			147	CUT	
1989	78	75			153	CUT	
1993	81	76			157	CUT	
						Total	

BAIRD, BRINY (69.19)

Year	1st	2nd	3rd	4th	Total	Finish	Money
1999	70				70	W/D	
2001	67	69	70	67	273	T29	$19,286.43
2002	65	67	73	69	274	T18	58,000.00
2003	72	65	68	66	271	T7	124,666.67
2005	68	73			141	CUT	
2006	70	72			142	CUT	
2007	73	73			146	CUT	
2008	67	70	66	67	270	T19	65,250.00
2009	67	72			139	CUT	
2010	70	72			142	CUT	
2011	70	66	68	73	277	T67	$12,240
						Total	$279,443.10

BAIRD, BUTCH (69.87)

Year	1st	2nd	3rd	4th	Total	Finish	Money
1960	75	68	69	74	286	T45	
1961	71	70	72	73	286	T57	
1962	75	72	71		218	W/D	
1967	71	71	71	71	284	T45	$300.00
1969	70	69	71	73	283	T57	160.00
1972	69	69	70	71	279	T26	906.50
1973	67	67	68	68	270	T16	2,800.00
1974	68	73	69	68	278	T27	1,390.00
1977	69	71	70	69	279	T45	567.00
1979	69	70	68	70	277	T28	2,085.00
1980	69	68	67	67	271	T5	10,170.00
1981	67	69	72	65	273	T37	1,200.00
						Total	$19,578.50

BAKER, RALPH (69.50)

Year	1st	2nd	3rd	4th	Total	Finish	Money
1971	68	69	71	70	278	T31	$592.00
						Total	$592.00

BAKER-FINCH, IAN (72.18)

Year	1st	2nd	3rd	4th	Total	Finish	Money
1989	70	69	74	69	282	T64	$2,090.00
1991	70	70	77	73	290	T73	1,930.00
1994	75	70			145	CUT	
1995	77				77	W/D	
						Total	$4,020.00

BALDING, AL (69.72)

Year	1st	2nd	3rd	4th	Total	Finish	Money
1957	69	73	67	72	281	T19	$337.50
1958	66	69	71	70	276	T15	630.00
1961	68	68	70	72	278	T14	753.33
1962	70	68	71	69	278	T11	975.00
1964	69	69	71	69	278	T15	872.22
1967	71	69	69	67	276	T10	2,150.00
1968	67	66	76	71	280	T24	816.66
1969	69	67	72	76	284	T60	160.00
						Total	$6,694.71

BALUIK, STAN (72.25)

Year	1st	2nd	3rd	4th	Total	Finish	Money
1965	74	70	72	73	289	T73	
						Total	

BARBAROSSA, BOB (70.75)

Year	1st	2nd	3rd	4th	Total	Finish	Money
1971	68	70	71	76	285	T75	$115.00
1972	66	70	76	69	281	T35	635.17
						Total	$750.17

BARBER, AARON (70.83)

Year	1st	2nd	3rd	4th	Total	Finish	Money
2003	74	72			146	CUT	
2004	70	69	70	70	279	T49	$10,365.60
						Total	$10,365.60

BARBER, BLAYNE (68.60)

Year	1st	2nd	3rd	4th	Total	Finish	Money
2015	69	72			141	CUT	
2016	71	64	70	68	273	T25	$47,226.67
2018	68	69	68	67	272	T26	49,700.00
						Total	$96,926.67

BARBER, DAVE (70.50)

Year	1st	2nd	3rd	4th	Total	Finish	Money
1972	67	72	71	72	282	T41	$433.33
						Total	$433.33

BARBER, JERRY (71.44)

Year	1st	2nd	3rd	4th	Total	Finish	Money
1952	70	70	72	77	289	T37	
1953	69	70	73	76	288	45	
1954	73	72	65	71	281	T22	$180.00
1955	71	72	70	72	285	T21	220.00
						Total	$400.00

BARBER, JIM (69.71)

Year	1st	2nd	3rd	4th	Total	Finish	Money
1973	70	70	68	71	279	T60	$395.00
1974	71	70	72	70	283	T57	400.00
1980	71	70			141	CUT	
1981	67	66	68	72	273	T37	1,200.00
						Total	$1,995.00

BARBER, MILLER (70.76)

Year	1st	2nd	3rd	4th	Total	Finish	Money
1963	74	72	74	79	299	T73	
1965	72	70	72	71	285	T55	
1966	75	66	67	70	278	T31	$650.00
1969	71	69	70	70	280	T35	495.71
1973	70	68	69	69	276	T44	603.33
1980	72	65	71	70	278	T39	1,170.00
1981	70	72			142	CUT	
						Total	$2,919.04

BARCELO, RICH (72.83)

Year	1st	2nd	3rd	4th	Total	Finish	Money
2004	72	74			146	CUT	
2007	76	72			148	CUT	
2010	72	71			143	CUT	
						Total	

BARCLAY, BILL (75.00)

Year	1st	2nd	3rd	4th	Total	Finish	Money
1952	75	75			150	W/D	
						Total	

INDIVIDUAL RESULTS

BARJON, PAUL (69.00)

Year	1st	2nd	3rd	4th	Total	Finish	Money
2022	71	67	66	73	277	T53	$20,003.00
						Total	$20,003.00

BARKER, JAMES (71.67)

Year	1st	2nd	3rd	4th	Total	Finish	Money
1972	73	72			145	CUT	
1977	70	70	71	74	285	T76	
						Total	

BARLOW, CRAIG (70.17)

Year	1st	2nd	3rd	4th	Total	Finish	Money
1998	72	67	70	71	280	T65	$4,160.00
1999	67	75			142	CUT	
2000	71	77			148	CUT	
2001	70	74			144	CUT	
2002	70	69	68	76	283	68	8,160.00
2003	65	68	68	69	270	T4	165,333.33
2004	73	66	69	67	275	T21	42,000.00
2005	73	69			142	CUT	
						Total	$219,653.33

BARNES, RICKY (69.16)

Year	1st	2nd	3rd	4th	Total	Finish	Money
2009	65	70	72	69	276	T59	$13,140.00
2010	69	67	64	68	268	T5	210,750.00
2011	68	65	68	71	272	T43	18,840.00
2012	72	74			146	CUT	
2013	67	68	71	68	274	T13	111,020.00
2014	73	65	68	70	276	T46	17,186.00
2015	69	76			145	CUT	
2016	68	71	69	72	280	68	13,464.00
2017	70	70	68	68	276	T35	31,407.50
						Total	$415,807.50

BARR, DAVE (69.76)

Year	1st	2nd	3rd	4th	Total	Finish	Money
1978	73	71			144	CUT	
1979	68	71	72	66	277	T28	$2,085.00
1980	72	70			142	CUT	
1981	73	68			141	CUT	
1982	69	71			140	CUT	
1983	70	69	68	67	274	T13	5,625.00
1984	73	73			146	CUT	
1985	70	72			142	T70	1,176.00
1986	73	73			146	CUT	
1988	69	67	70	63	269	T2	61,600.00
1989	72	67	67	70	276	T26	6,950.00
1990	67	68	73	68	276	44	3,500.00
1991	67	69	71	67	274	T10	24,000.00
1992	71	71	71	67	280	T15	14,525.00
1993	72	71	69	72	284	T48	2,620.00
1994	68	70	68	65	271	T3	57,600.00
1995	68	71	68	65	272	T11	26,400.00
1996	71	79			150	CUT	
1998	69	73			142	CUT	
						Total	$206,081.00

BARR, JR., RAY (70.43)

Year	1st	2nd	3rd	4th	Total	Finish	Money
1982	69	70	70	67	276	T54	$681.00
1987	72	70	71	71	284	T58	1,533.00
1988	72	69			141	CUT	
1989	73	69			142	CUT	
1990	66	77			143	CUT	
						Total	$2,214.00

BARRANGER, TODD (73.33)

Year	1st	2nd	3rd	4th	Total	Finish	Money
1994	78	75			153	CUT	
2000	68	77			145	CUT	
2003	69	73			142	CUT	
						Total	

BARRIER, JERRY (70.00)

Year	1st	2nd	3rd	4th	Total	Finish	Money
1973	69	69	69	73	280	T62	$355.00
						Total	$355.00

BARRON, DOUG (69.62)

Year	1st	2nd	3rd	4th	Total	Finish	Money
1997	66	68	66	73	273	T9	$39,000.00
1998	74	74			148	CUT	
2000	65	69	67	67	268	T5	98,350.00
2001	71				71	W/D	
2003	71	72			143	CUT	
2005	71	66	71	70	278	T42	13,502.00
2006	69	70	71	71	281	T53	10,090.67
						Total	$160,942.67

BARYLA, CHRIS (69.50)

Year	1st	2nd	3rd	4th	Total	Finish	Money
2011	69	70			139	CUT	
						Total	

BASSETT, RICHARD (71.00)

Year	1st	2nd	3rd	4th	Total	Finish	Money
1970	72	70	68	74	284	T58	$173.91
						Total	$173.91

BASSLER, BILLY (72.00)

Year	1st	2nd	3rd	4th	Total	Finish	Money
1982	73	71			144	CUT	
						Total	

BATDORFF, BOB (71.75)

Year	1st	2nd	3rd	4th	Total	Finish	Money
1963	73	73	72	72	290	T53	
1965	73	71	71	69	284	T51	
						Total	

BATEMAN, BRIAN (70.56)

Year	1st	2nd	3rd	4th	Total	Finish	Money
2002	73	68	69	72	282	T63	$8,400.00
2003	67	71	71	70	279	T42	14,000.00
2005	72	71			143	CUT	
2006	72	70			142	CUT	
2007	73	71			144	CUT	
2008	68	72			140	CUT	
2009	66	74			140	CUT	
						Total	$22,400.00

BATES, BEN (69.42)

Year	1st	2nd	3rd	4th	Total	Finish	Money
1998	69	68	67	70	274	T25	$15,266.67
1999	69	70	66	72	277	T54	5,750.00
2000	66	67	76	73	282	79	5,096.00
						Total	$26,112.67

BATES, PAT (69.07)

Year	1st	2nd	3rd	4th	Total	Finish	Money
1995	70	66	67	71	274	T18	$15,120.00
2002	70	71	64	68	273	T13	72,800.00
2003	70	71			141	CUT	
2004	70	70	71	68	279	T49	10,365.60
						Total	$98,285.60

BAUER, GARY (70.50)

Year	1st	2nd	3rd	4th	Total	Finish	Money
1964	69	72	72	71	284	T55	
1965	71	70	68	71	280	T21	$777.78
						Total	$777.78

BAUGH, BEAU (69.40)

Year	1st	2nd	3rd	4th	Total	Finish	Money
1980	73	71			144	CUT	
1981	70	71			141	CUT	
1982	70	67	66	65	268	T11	$6,600.00
1983	70	71			141	CUT	
						Total	$6,600.00

BAXTER, REX (70.81)

Year	1st	2nd	3rd	4th	Total	Finish	Money
1961	69	69	74	71	283	T43	
1963	71	73	73	71	288	T42	$85.00
1964	71	73	63	75	282	T42	
1965	69	68	72	73	282	T37	350.00
1966	70	72	71	70	283	T63	
1967	68	71	73	71	283	T41	400.00
1968	69	71			140	W/D	
						Total	$835.00

BAYER, GEORGE (70.10)

Year	1st	2nd	3rd	4th	Total	Finish	Money
1955	72	69	75		216	W/D	
1956	69	69	69	76	283	T28	$41.25
1957	67	69	71	67	274	2	1,900.00
1958	65	69	70	69	273	T5	1,200.00
1959	72	73	73	75	293	T64	
1960	71	71	69	71	282	T27	146.66
1961	68	71	66	73	278	T14	753.33
1962	71	70	74	67	282	T21	450.00
1963	69	65	67	71	272	2	3,600.00
1964	70	71	67	73	281	T32	375.00
						Total	$8,466.24

BEACH, ALEX (73.50)

Year	1st	2nd	3rd	4th	Total	Finish	Money
2021	73	74			147	CUT	
						Total	

INDIVIDUAL RESULTS

BEAN, ANDY (71.06)

Year	1st	2nd	3rd	4th	Total	Finish	Money
1977	70				70	W/D	
1978	75				75	W/D	
1982	68	67	67	66	268	T11	$6,600.00
1984	68	73	74	70	285	T37	1,680.00
1985	74	74			148	CUT	
1994	77	67			144	CUT	
1996	70	72	74	73	289	T67	3,030.00
						Total	$11,310.00

BEARD, FRANK (70.56)

Year	1st	2nd	3rd	4th	Total	Finish	Money
1967	68	69	69	69	275	T7	$3,100.00
1968	71	72	70		213	W/D	
1969	72	69	71	69	281	T42	297.50
1970	73	68	70	70	281	T42	286.67
1973	72	68	73	67	280	T62	355.00
1974	72	70			142	CUT	
1975	72	71			143	CUT	
1976	69	71	70	75	285	T57	430.60
1977	70	71	68	72	281	T59	409.40
1978	71	70			141	CUT	
1979	72	76			148	CUT	
1980	72	71			143	CUT	
1981	67	68	74	71	280	T74	561.00
						Total	$5,440.17

BECK, CHIP (70.24)

Year	1st	2nd	3rd	4th	Total	Finish	Money
1981	71	67	67	68	273	T37	$1,200.00
1982	70	68	70	70	278	T62	645.00
1983	69	70	70	70	279	T43	876.60
1984	74	71	73	69	287	T54	896.00
1985	70	71	70	74	285	58	1,344.00
1986	66	73	65	70	274	T9	18,900.00
1987	69	68	69	70	276	T15	11,200.00
1989	71	72			143	CUT	
1990	73	71			144	CUT	
1991	72	66	69	71	278	T29	5,955.55
1994	70	70	69	79	288	T66	2,484.00
1995	67	68	71	70	276	T28	8,160.00
1996	69	71	70	70	280	T18	18,257.14
1997	74	74			148	CUT	
1999	71	71			142	CUT	
2000	70	72			142	CUT	
						Total	$69,918.29

BECK, LARRY (70.00)

Year	1st	2nd	3rd	4th	Total	Finish	Money
1964	67	72	72	67	278	T15	$872.23
1965	71	73	69	69	282	T37	350.00
						Total	$1,222.23

BECKER, JIM (71.50)

Year	1st	2nd	3rd	4th	Total	Finish	Money
1988	72	71			143	CUT	
						Total	

BECKMAN, CAMERON (70.39)

Year	1st	2nd	3rd	4th	Total	Finish	Money
1999	71	67	73	70	281	T62	$5,275.00
2000	70	69	70	71	280	T73	5,376.00
2001	70	70	69	67	276	T45	9,076.80
2003	74	72			146	CUT	
2004	71	69	67	70	277	T32	20,440.00
2005	68	69	72	69	278	T42	13,502.00
2006	68	81			149	CUT	
2007	75	65	74	69	283	T61	12,900.00
2008	67	73			140	CUT	
2012	69	73			142	CUT	
2014	68	73			141	CUT	
						Total	$66,569.80

BEEM, RICH (70.25)

Year	1st	2nd	3rd	4th	Total	Finish	Money
2007	73	72			145	CUT	
2009	68	67	72	70	277	T63	$12,600.00
2011	70	70			140	CUT	
						Total	$12,600.00

BEGAY III, NOTAH (69.44)

Year	1st	2nd	3rd	4th	Total	Finish	Money
1999	69	68	69	64	270	T14	$45,000.00
2000	64	65	67	64	260	1	504,000.00
2002	67	72	69	69	277	T33	21,133.34
2003	73	66	69	69	277	T33	22,600.00
2005	75	70			145	CUT	
2006	68	66	71	69	274	T9	101,828.57
2007	74	74			148	CUT	
2008	66	71	70	72	279	T62	12,900.00
2009	73	70			143	CUT	
2010	70	77			147	CUT	
2012	73	68			141	CUT	
						Total	$707,461.91

BEIERSDORF, RUSSELL (75.50)

Year	1st	2nd	3rd	4th	Total	Finish	Money
1993	78	73			151	CUT	
						Total	

BELEY, FRANK (71.00)

Year	1st	2nd	3rd	4th	Total	Finish	Money
1959	70	67	74	73	284	T23	$290.00
1960	69	70	70	75	284	T37	
						Total	$290.00

BELL, BRAD (76.50)

Year	1st	2nd	3rd	4th	Total	Finish	Money
1991	73	80			153	CUT	
						Total	

BELJAN, CHARLIE (70.45)

Year	1st	2nd	3rd	4th	Total	Finish	Money
2012	73	67	68	66	274	T29	$36,525.00
2013	68	73			141	CUT	
2014	70	74			144	CUT	
2015	70	69			139	CUT	
2017	77				77	WD	
						Total	$36,525.00

BEMAN, DEANE (69.05)

Year	1st	2nd	3rd	4th	Total	Finish	Money
1968	74	74			148	CUT	
1969	70	69	65	70	274	T8	$2,510.00
1970	71	67	67	70	275	T8	2,510.00
1971	66	69	67	68	270	T4	4,290.00
1972	66	66	70	68	270	T3	7,350.00
1973	68	76			144	CUT	
						Total	$16,660.00

BENDER, MIKE (70.33)

Year	1st	2nd	3rd	4th	Total	Finish	Money
1987	73	70			143	CUT	
1988	70	70	68	71	279	T45	$2,002.00
						Total	$2,002.00

BENEPE, JIM (70.75)

Year	1st	2nd	3rd	4th	Total	Finish	Money
1988	73	74			147	CUT	
1990	71	71			142	CUT	
1991	70	69	69	69	277	T24	$8,300.00
						Total	$8,300.00

BENGOECHEA, AARON (73.50)

Year	1st	2nd	3rd	4th	Total	Finish	Money
2000	76	71			147	CUT	
						Total	

BENNETT, SAM (69.00)

Year	1st	2nd	3rd	4th	Total	Finish	Money
2023	68	70			138	CUT	
						Total	

BENSON, BOB (71.25)

Year	1st	2nd	3rd	4th	Total	Finish	Money
1975	70	70	74	71	285	T62	$350.00
						Total	$350.00

BERGANIO, JR., DAVID (68.38)

Year	1st	2nd	3rd	4th	Total	Finish	Money
2001	67	66	64	69	266	T3	$161,200.00
2002	73	69			142	CUT	
2009	70	69			139	CUT	
						Total	$161,200.00

BERGER, DANIEL (68.50)

Year	1st	2nd	3rd	4th	Total	Finish	Money
2016	66	67	62	74	269	T5	$231,825.00
2017	68	67	66	67	268	2	734,400.00
2018	67	71	73	69	280	T67	14,350.00
2019	68	74			142	CUT	
						Total	$980,575.00

INDIVIDUAL RESULTS

BERNARDIN, GEORGE (71.50)

Year	1st	2nd	3rd	4th	Total	Finish	Money
1956	71	71	71	71	284	T37	
1957	68	71	68	73	280	T15	$490.00
1958	71	70	74	76	291	T62	
1959	74	70	72	73	289	T48	
						Total	$490.00

BERRY, JOHN (69.25)

Year	1st	2nd	3rd	4th	Total	Finish	Money
1965	67	72	73	65	277	T8	$2,050.00
						Total	$2,050.00

BERTONCINO, JIM (71.00)

Year	1st	2nd	3rd	4th	Total	Finish	Money
1981	70	74			144	CUT	
1982	73	67			140	CUT	
						Total	

BERTSCH, SHANE (70.65)

Year	1st	2nd	3rd	4th	Total	Finish	Money
1996	67	72	76	67	282	T30	$8,914.29
1997	73	76			149	CUT	
2006	71	65	71	78	285	T68	8,844.00
2008	69	71			140	CUT	
2011	67	63	75	67	272	T43	$18,840.00
2012	69	72			141	CUT	
2018	71	73			144	CUT	
						Total	$36,598.29

BESS, SCOTT (72.00)

Year	1st	2nd	3rd	4th	Total	Finish	Money
1980	73	71			144	CUT	
						Total	

BESSELINK, AL (70.79)

Year	1st	2nd	3rd	4th	Total	Finish	Money
1952	79	71			150	W/D	
1954	74	72	73	66	285	T35	
1956	71	72	72	69	284	T37	
1959	67	69	72	72	280	T11	$825.00
1960	71	67	69	73	280	T16	550.00
1964	66	67	69	72	274	T2	3,400.00
1965	74	72			146	CUT	
						Total	$4,775.00

BETTENCOURT, MATT (70.25)

Year	1st	2nd	3rd	4th	Total	Finish	Money
2009	67	67	69	69	272	T34	$28,400.00
2010	67	72			139	CUT	
2011	71	69			140	CUT	
2012	74	73			147	CUT	
2014	71	74			145	CUT	
						Total	$28,400.00

BEZUIDENHOUT, CHRISTIAAN (71.00)

Year	1st	2nd	3rd	4th	Total	Finish	Money
2022	69	75			144	CUT	
2023	72	68			140	CUT	
						Total	

BIAGETTI, LEO (71.45)

Year	1st	2nd	3rd	4th	Total	Finish	Money
1952	72	69	74	73	288	T34	
1953	75	70	70	66	281	T22	$165.00
1954	68	74	78	73	293	63	
1955	68	72	74	74	288	T32	
1958	70	71	66	72	279	T20	350.00
						Total	$515.00

BIANCALANA, ROY (70.17)

Year	1st	2nd	3rd	4th	Total	Finish	Money
1988	71	69	70	69	279	T45	$2,002.00
1989	71	71			142	CUT	
						Total	$2,002.00

BIERKAN, JOHN (79.50)

Year	1st	2nd	3rd	4th	Total	Finish	Money
2010	80	79			159	CUT	
						Total	

BIERSHENK, TOMMY (78.50)

Year	1st	2nd	3rd	4th	Total	Finish	Money
2012	82	75			157	CUT	
						Total	

BIES, DON (69.81)

Year	1st	2nd	3rd	4th	Total	Finish	Money
1969	68	71	71	67	277	T20	$964.29
1970	68	66	73	73	280	T38	462.50
1971	69	70	70	73	282	T61	115.79
1973	66	67	70	64	267	T7	5,460.00
1974	67	69	71	69	276	T11	3,466.67
1975	65	66	67	69	267	1	40,000.00
1976	72	69	74	73	288	T70	157.50
1978	73	66	70	74	283	T71	
1979	70	70	69	66	275	T18	4,350.00
1980	71	71			142	CUT	
1981	70	69	71	74	284	T91	474.00
1982	68	69	68	74	279	T64	627.00
1983	68	72			140	CUT	
1984	71	74	71	74	290	T70	792.00
						Total	$56,869.75

BIGHAM, GEORGE (73.50)

Year	1st	2nd	3rd	4th	Total	Finish	Money
1955	71	76	76	74	297	59	
1956	71	72	72	76	291	T62	
						Total	

BILLOWS, RAY (74.00)

Year	1st	2nd	3rd	4th	Total	Finish	Money
1954	72	76	73	75	296	66	
						Total	

BILODEAU, KYLE (77.00)

Year	1st	2nd	3rd	4th	Total	Finish	Money
2013	77	77			154	CUT	
2015	76	80			156	CUT	
						Total	

BISDORF, BILL (73.75)

Year	1st	2nd	3rd	4th	Total	Finish	Money
1956	74	72	72	77	295	T71	
						Total	

BISHOP, TED (72.64)

Year	1st	2nd	3rd	4th	Total	Finish	Money
1952	76	73			149	W/D	
1953	69	70	72	71	282	T28	
1954	75	69	72	72	288	T46	
1955	75	77	72	74	298	T60	
						Total	

BISPLINGHOFF, DON (71.38)

Year	1st	2nd	3rd	4th	Total	Finish	Money
1959	72	73	72	72	289	T48	
1961	70	67	71	74	282	T38	
						Total	

BJERREGAARD, LUCAS (69.50)

Year	1st	2nd	3rd	4th	Total	Finish	Money
2020	69	70			139	CUT	
						Total	

BJORNSTAD, HENRIK (71.50)

Year	1st	2nd	3rd	4th	Total	Finish	Money
2006	72	74			146	CUT	
2010	71	69			140	CUT	
						Total	

BLACK, DOUG (71.13)

Year	1st	2nd	3rd	4th	Total	Finish	Money
1980	67	71	77	71	286	T67	$615.00
1981	71	69			140	CUT	
1982	72	71			143	CUT	
						Total	$615.00

BLACK, RONNIE (70.50)

Year	1st	2nd	3rd	4th	Total	Finish	Money
1982	68	71	69	69	277	T60	$657.00
1983	72	69			141	CUT	
1985	69	70	72	70	281	T45	1,756.80
1986	69	69	71	69	278	T29	4,355.15
1987	69	67	73	73	282	T43	2,184.00
1988	66	69	65	70	270	T4	30,800.00
1989	66	70	71	68	275	T17	12,222.22
1990	70	68	71	69	278	T53	2,304.00
1991	72	69	68	69	278	T29	5,955.56
1992	75				75	W/D	
1993	75	73			148	CUT	
1994	71	71			142	CUT	
1995	67	66	70	73	276	T28	8,160.00
1996	77	72			149	CUT	
1997	69	73	67	74	283	T68	3,000.00
1998	79				79	W/D	
2000	74	70			144	CUT	
2002	76	75			151	CUT	
						Total	$71,394.73

INDIVIDUAL RESULTS

BLACKBURN, MIKE (70.50)

Year	1st	2nd	3rd	4th	Total	Finish	Money
1988	69	70	72	71	282	T60	$1,519.00
						Total	$1,519.00

BLACKBURN, WOODY (71.05)

Year	1st	2nd	3rd	4th	Total	Finish	Money
1977	74	73			147	CUT	
1978	77	70			147	CUT	
1980	68	75			143	CUT	
1981	70	67	69	66	272	T29	$1,826.25
1983	71	71			142	CUT	
1984	71	72	68	68	279	T11	8,480.00
1985	68	72	71	79	290	T64	1,266.00
1986	75	68			143	CUT	
						Total	$11,572.25

BLACKMAR, PHIL (71.25)

Year	1st	2nd	3rd	4th	Total	Finish	Money
1985	72	67	64	68	271	1	$108,000.00
1986	72	74			146	CUT	
1987	73	67	73	74	287	T71	1,330.00
1988	71	70			141	CUT	
1989	75	75			150	CUT	
1990	67	69	71	68	275	T36	4,406.25
1991	71	79			150	CUT	
1992	69	72	70	67	278	T8	29,000.00
1993	72	74			146	CUT	
1994	74	71			145	CUT	
1995	74	69			143	CUT	
1997	70	73	64	71	278	T35	7,395.00
1999	74	72			146	CUT	
2000	68	75			143	CUT	
2001	78	73			151	CUT	
						Total	$150,131.25

BLAIR, ZAC (69.71)

Year	1st	2nd	3rd	4th	Total	Finish	Money
2015	71	76			147	CUT	
2016	70	68	69	71	278	T62	$14,190.00
2017	73	76			149	CUT	
2020	69	73			142	CUT	
2023	65	65	68	62	260	T2	$1,780,000.00
						Total	$1,794,190.00

BLAKE, JAY DON (69.57)

Year	1st	2nd	3rd	4th	Total	Finish	Money
1987	76	71			147	CUT	
1990	73	69			142	CUT	
1996	71	71	67	70	279	T12	$28,500.00
1997	73	72			145	CUT	
1999	67	68	67	70	272	T20	27,083.33
2000	66	71	71	64	272	T18	34,080.00
2001	64	68	72	68	272	T22	27,944.29
2002	72	68	69	69	278	T39	14,416.00
2003	72	68	69	71	280	T47	10,576.00
						Total	$142,599.62

BLANCAS, HOMERO (69.21)

Year	1st	2nd	3rd	4th	Total	Finish	Money
1965	70	67	72	68	277	T8	$2,050.00
1966	65	71	69	67	272	8	3,400.00
1967	74	69	70	68	281	T32	625.00
1968	73	69	71	69	282	T35	562.50
1969	73	72			145	CUT	
1970	70	67	69	69	275	T8	2,510.00
1971	69	67	68	75	279	T42	352.00
1972	71	69	69	64	273	T5	4,812.50
1973	66	68	69	67	270	T16	2,800.00
1974	72	70			142	CUT	
1975	67	69	68	66	270	6	7,200.00
1976	68	68	73	69	278	T21	1,995.00
1978	69	70	69	70	278	T46	559.43
						Total	$26,866.43

BLANKS, KRIS (68.94)

Year	1st	2nd	3rd	4th	Total	Finish	Money
2009	68	66	70	67	271	T26	$41,700.00
2010	68	67	67	67	269	T9	156,000.00
2011	68	69			137	CUT	
2012	69	73			142	CUT	
2014	69	71			140	CUT	
2018	71	73			144	CUT	
						Total	$197,700.00

BLANTON, BILL (71.50)

Year	1st	2nd	3rd	4th	Total	Finish	Money
1960	68	69	72	77	286	T45	
						Total	

BLAUM, RYAN (69.36)

Year	1st	2nd	3rd	4th	Total	Finish	Money
2017	76	72			148	CUT	
2018	69	65	66	69	269	T12	$147,000.00
2019	67	67	69	73	276	T36	32,451.42
2023	71	65	76	66	278	66	42,600.00
						TOTAL	$222,051.42

BLIXT, JONAS (70.35)

Year	1st	2nd	3rd	4th	Total	Finish	Money
2013	70	67	73	68	278	T43	$19,626.00
2014	70	70			140	CUT	
2015	68	72			140	CUT	
2016	69	76			145	CUT	
2017	71	67	73	69	280	T62	14,484.00
2018	75	73			148	CUT	
2019	71	73			144	CUT	
2021	68	68	72	68	276	T36	$30,743.64
2022	69	66	73	70	278	T56	19,007.00
						Total	$83,860.64

BLOMQUIST, RALPH (70.13)

Year	1st	2nd	3rd	4th	Total	Finish	Money
1953	69	67	77	69	282	T28	$125.00
1956	72	67	68	72	279	T15	367.50
						Total	$492.50

BLUE, RAY (74.75)

Year	1st	2nd	3rd	4th	Total	Finish	Money
1958	74	78	74	73	299	67	
						Total	

BODINGTON, BOB (72.75)

Year	1st	2nd	3rd	4th	Total	Finish	Money
1957	72	77	69	73	291	T46	
						Total	

BOHEN, MARTY (68.75)

Year	1st	2nd	3rd	4th	Total	Finish	Money
1973	72	67	70	66	275	T39	$820.00
						Total	$820.00

BOHN, JASON (69.36)

Year	1st	2nd	3rd	4th	Total	Finish	Money
2004	71	67	69	65	272	T6	$140,700.00
2005	67	70	71	70	278	T42	13,502.00
2006	73	65	68	69	275	T16	66,000.00
2009	67	70	67	68	272	T34	$28,400.00
2010	66	69	67	69	271	T21	$60,000.00
2011	70	69			139	CUT	
2012	76	66			142	CUT	
2013	72	71			143	CUT	
2015	66	73			139	CUT	
2017	73	77			150	CUT	
						Total	$308,602.00

BOLDT, ROB (73.50)

Year	1st	2nd	3rd	4th	Total	Finish	Money
1994	76	71			147	CUT	
						Total	

BOLLI, JUSTIN (71.70)

Year	1st	2nd	3rd	4th	Total	Finish	Money
2005	74	72			146	CUT	
2008	66	73			139	CUT	
2010	74	71			145	CUT	
2013	73	70			143	CUT	
2014	73	71			144	CUT	
						Total	

BOLLING, CHARLES (72.00)

Year	1st	2nd	3rd	4th	Total	Finish	Money
1985	72	69	73	73	287	T60	$1,314.00
1986	73	68	70	73	284	T65	1,456.00
1987	72	73			145	CUT	
1988	70	74			144	CUT	
1996	71	77			148	CUT	
						Total	$2,770.00

BOLT, TOMMY (69.79)

Year	1st	2nd	3rd	4th	Total	Finish	Money
1952	72	70	70	73	285	T20	$205.00
1953	68	68	67	70	273	T3	1,100.00
1954	71	60	69	71	271	1	2,400.00
1955	69	70	71	73	283	T12	500.00
1956	69	71	70	71	281	T21	230.00
1962	67	70	74	71	282	T21	450.00
						Total	$4,885.00

INDIVIDUAL RESULTS

BONDESON, PAUL (70.00)

Year	1st	2nd	3rd	4th	Total	Finish	Money
1963	72	74			146	W/D	
1964	72	68	69	65	274	T2	$3,400.00
1965	69	74	69	71	283	T46	220.00
1966	69	68	68	66	271	T6	3,800.00
1967	69	73	74	70	286	T52	
						Total	$7,420.00

BOOE, BILLY (72.33)

Year	1st	2nd	3rd	4th	Total	Finish	Money
1956	73	74	69	75	291	T62	
1957	69	80	71	72	292	T50	
1958	70	73	69	73	285	T44	
						Total	

BOOKER, ERIC (72.00)

Year	1st	2nd	3rd	4th	Total	Finish	Money
1999	74	70			144	CUT	
						Total	

BOOKER, MIKE (70.00)

Year	1st	2nd	3rd	4th	Total	Finish	Money
1982	74	66			140	CUT	
						Total	

BOOROS, JIM (69.64)

Year	1st	2nd	3rd	4th	Total	Finish	Money
1977	68	69	74	66	277	T31	$1,165.50
1982	69	66	68	72	275	T47	770.57
1983	71	71			142	CUT	
1984	68	74	72	67	281	T20	4,333.33
1988	68	71	68	74	281	T56	1,575.00
1989	73	69			142	CUT	
1990	66	69	66	71	272	T13	16,625.00
1991	72	67	72	69	280	T42	3,072.00
						Total	$27,541.40

BORCHERT, MATTHEW (73.50)

Year	1st	2nd	3rd	4th	Total	Finish	Money
2009	72	75			147	CUT	
						Total	$0.00

BORG, RICK (74.00)

Year	1st	2nd	3rd	4th	Total	Finish	Money
1981	72	74			146	CUT	
1982	72	78			150	CUT	
						Total	

BOROS, ERNEST (71.88)

Year	1st	2nd	3rd	4th	Total	Finish	Money
1959	70	73	76	68	287	T35	$44.29
1962	69	74	70	75	288	T52	
						Total	$44.29

BOROS, GUY (71.23)

Year	1st	2nd	3rd	4th	Total	Finish	Money
1994	69	71	72	72	284	T55	$2,700.00
1995	68	70	64	70	272	T11	26,400.00
1996	73	70	75	71	289	T67	3,030.00
1997	73	80			153	CUT	
1998	70	68	70	70	278	T56	4,460.00
1999	74	74			148	CUT	
2004	69	74			143	CUT	
						Total	$36,590.00

BOROS, JULIUS (69.52)

Year	1st	2nd	3rd	4th	Total	Finish	Money
1952	70	71	68	73	282	T11	$400.00
1953	72	71	65	68	276	11	440.00
1954	70	69	66	68	273	3	1,400.00
1955	70	72	67	69	278	T4	1,150.00
1957	72	72	67	71	282	T23	184.29
1959	69	68	70	74	281	T13	725.00
1961	67	68	68	73	276	T9	1,016.66
1962	69	65	72	66	272	T3	2,050.00
1963	74	65	69	73	281	T12	960.00
1964	69	71	71	73	284	T55	
1965	71	66	71	71	279	T16	1,200.00
1966	67	65	70	68	270	5	4,300.00
1979	70	72			142	T69	579.00
						Total	$14,404.95

BOTTS, RAFE (71.75)

Year	1st	2nd	3rd	4th	Total	Finish	Money
1960	71	76	68	73	288	T55	
1967	72	71	74	68	285	T47	$220.00
1969	76	67	70	80	293	75	160.00
1972	71	67	73	71	282	T41	433.34
						Total	$813.34

BOURNE, BOB (72.00)

Year	1st	2nd	3rd	4th	Total	Finish	Money
1972	67	73	75	73	288	T67	$217.39
						Total	$217.39

BOUTELL, GEORGE (70.50)

Year	1st	2nd	3rd	4th	Total	Finish	Money
1971	70	68	75	69	282	T61	$115.79
						Total	$115.79

BOWDEN, CRAIG (69.95)

Year	1st	2nd	3rd	4th	Total	Finish	Money
1997	71	68	72	70	281	T61	$3,210.00
2000	69	74			143	CUT	
2001	69	73			142	CUT	
2004	66	73	71	67	277	T32	20,440.00
2007	71	69	71	68	279	T36	27,042.86
2010	68	72			140	CUT	
2011	72	65			137	CUT	
						Total	$50,692.86

BOWDITCH, STEVEN (70.56)

Year	1st	2nd	3rd	4th	Total	Finish	Money
2005	68	68	74	77	287	T73	$8,299.00
2011	72	65			137	CUT	
2012	70	71			141	CUT	
2013	72	69			141	CUT	
2015	68	68	69	66	271	T15	102,400.00
2016	73	79			152	CUT	
						Total	$110,699.00

BOWLES, CHARLIE (71.00)

Year	1st	2nd	3rd	4th	Total	Finish	Money
1989	69	73			142	CUT	
1991	68	74			142	CUT	
						Total	

BOWMAN, STEVE (72.50)

Year	1st	2nd	3rd	4th	Total	Finish	Money
1986	77	68			145	CUT	
						Total	

BOYD, BOB (72.33)

Year	1st	2nd	3rd	4th	Total	Finish	Money
1983	70	69	71	74	284	62	$648.00
1984	74	76			150	CUT	
						Total	$648.00

BOYD, MICHAEL (72.00)

Year	1st	2nd	3rd	4th	Total	Finish	Money
2007	72	72			144	CUT	
						Total	

BOYNTON, FRANK (70.33)

Year	1st	2nd	3rd	4th	Total	Finish	Money
1957	73	69	72	75	289	T40	
1960	71	71	69	71	282	T27	$146.67
1961	66	67	71	70	274	T4	1,533.33
1962	66	73	73	68	280	T15	740.00
1968	71	71	71	65	278	T14	1,800.00
1969	70	70	72	73	285	T62	160.00
						Total	$4,380.00

BOZZELLI, DOMINIC (71.13)

Year	1st	2nd	3rd	4th	Total	Finish	Money
2017	70	76			146	CUT	
2018	74	64	77	67	282	T72	$13,650.00
2019	74	67			141	CUT	
						Total	$13,650.00

BRADLEY, KEEGAN (68.13)

Year	1st	2nd	3rd	4th	Total	Finish	Money
2011	71	65	68	72	276	T63	$12,780.00
2012	68	68	70	68	274	T29	36,525.00
2013	69	65	72	69	275	T18	76,860.00
2014	66	69	71	68	274	T31	32,296.00
2015	64	69	71	70	274	T39	23,680.00
2016	67	72	67	67	273	T25	47,226.67
2017	67	70	66	69	272	T8	176,800.00
2018	68	70	69	70	277	T47	17,578.00
2019	65	66	69	67	267	T2	633,600.00
2020	67	74			141	CUT	
2021	72	67			139	CUT	
2022	69	69	66	67	271	T19	106,101.67
2023	62	63	64	68	257	1	3,600,000.00
						Total	$4,763,447.34

BRADLEY, MICHAEL (70.58)

Year	1st	2nd	3rd	4th	Total	Finish	Money
1988	73	73			146	CUT	
1993	73	70	76	72	291	T74	$1,900.00
1994	71	74			145	CUT	
1995	67	66	69	69	271	T8	34,800.00
1999	73	69			142	CUT	
2010	67	69	72	69	277	T57	13,260.00
2011	65	69	72	70	276	T63	12,780.00
2012	74	67			141	CUT	
2013	75	71			146	CUT	
						Total	$62,740.00

INDIVIDUAL RESULTS

BRADLEY, MONTE (70.75)

Year	1st	2nd	3rd	4th	Total	Finish	Money
1959	71	70	71	71	283	T18	$450.00
						Total	$450.00

BRAMLETT, JOSEPH (68.69)

Year	1st	2nd	3rd	4th	Total	Finish	Money
2011	68	67	69	69	273	T52	$14,310
2020	69	65	71	67	272	T41	27,750.00
2021	67	72			139	CUT	
2022	67	71	70	70	278	T56	19,007.00
2023	71	66			137	CUT	
						TOTAL	$61,067.00

BRANNAN, MICHAEL (69.50)

Year	1st	2nd	3rd	4th	Total	Finish	Money
1979	67	67	70	68	272	T8	$9,000.00
1980	70	67	71	70	278	T39	1,170.00
1982	71	69			140	CUT	
1983	72	72			144	CUT	
						Total	$10,170.00

BRANSHAW, DAVID (70.20)

Year	1st	2nd	3rd	4th	Total	Finish	Money
2004	72	70			142	CUT	
2006	68	71	66	71	276	T21	$39,160.00
2007	70	71	69	74	284	T65	12,540.00
2013	67	71	72	72	282	69	12,444.00
						Total	$64,144.00

BRATTON, ALAN (70.00)

Year	1st	2nd	3rd	4th	Total	Finish	Money
1999	64	72	74	70	280	61	$5,450.00
						Total	$5,450.00

BREED, MICHAEL (79.50)

Year	1st	2nd	3rd	4th	Total	Finish	Money
1994	88	71			159	CUT	
						Total	

BREHAUT, JEFF (71.19)

Year	1st	2nd	3rd	4th	Total	Finish	Money
1999	68	75			143	CUT	
2001	69	77			146	CUT	
2002	71	74			145	CUT	
2004	74	73			147	CUT	
2005	68	68	72	64	272	T12	$87,075.00
2006	70	72			142	CUT	
2007	67	77			144	CUT	
						Total	$87,075.00

BREHM, RYAN (70.00)

Year	1st	2nd	3rd	4th	Total	Finish	Money
2017	68	68	69	71	276	T35	$31,407.50
2021	73	67			140	CUT	
2022	72	70			142	CUT	
2023	74	68			142	CUT	
						Total	$31,407.50

BREWER, GAY (70.03)

Year	1st	2nd	3rd	4th	Total	Finish	Money
1956	72	71	72	72	287	T48	
1958	68	72	71	68	279	T20	$350.00
1960	72	66	72	79	289	T58	
1961	68	68	71	77	284	T48	
1969	68	66	69	68	271	T4	4,400.00
1971	71	67	65	68	271	T8	2,988.33
1974	69	73			142	CUT	
1975	72	72			144	CUT	
1976	69	66	70	69	274	T12	4,060.00
						Total	$11,798.33

BRIGGS, DANNY (71.25)

Year	1st	2nd	3rd	4th	Total	Finish	Money
1986	75	72			147	CUT	
1988	74	73			147	CUT	
1999	70	69	70	72	281	T62	$5,275.00
2000	68	71	71	69	279	T66	5,656.00
2004	75	69			144	CUT	
2005	72	70			142	CUT	
						Total	$10,931.00

BRIGHT, MIKE (76.00)

Year	1st	2nd	3rd	4th	Total	Finish	Money
1985	73	79			152	CUT	
						Total	

BRIGMAN, D.J. (72.66)

Year	1st	2nd	3rd	4th	Total	Finish	Money
2005	73	67	78	74	292	T76	$8,041.00
2007	70	74			144	CUT	
2011	68	67	68	69	272	T43	18,840
						Total	$26,881.00

BRISKY, MIKE (70.00)

Year	1st	2nd	3rd	4th	Total	Finish	Money
1995	72	69	65	73	279	T45	$3,432.00
1996	71	72	63	70	276	T6	52,125.00
1997	69	69	65	70	273	T9	39,000.00
1998	73	69			142	CUT	
1999	74	74			148	CUT	
2000	74	68			142	CUT	
						Total	$94,557.00

BRITTON, BILL (70.55)

Year	1st	2nd	3rd	4th	Total	Finish	Money
1980	73	69			142	CUT	
1981	66	67	71	68	272	T29	$1,826.25
1982	64	68	70	68	270	T18	4,050.00
1984	73	83			156	CUT	
1985	72	71			143	CUT	
1987	71	71	70	70	282	T43	2,184.00
1988	74	73			147	CUT	
1989	67	67	68	74	276	T26	6,950.00
1990	70	67	70	67	274	T27	6,516.67
1991	67	69	73	73	282	T56	2,230.00
1993	76	71			147	CUT	
1994	72	65	70	78	285	T61	2,604.00
1995	75	71			146	CUT	
						Total	$26,360.92

BRODIE, STEVE (71.00)

Year	1st	2nd	3rd	4th	Total	Finish	Money
1994	73	68	72	71	284	T55	$2,700.00
						Total	$2,700.00

BROOKS, MARK (70.15)

Year	1st	2nd	3rd	4th	Total	Finish	Money
1984	71	73	70	71	285	T37	$1,680.00
1985	72	72			144	CUT	
1986	77	71			148	CUT	
1987	71	75			146	CUT	
1988	66	65	69	69	269	1	126,000.00
1989	70	66	70	70	276	T26	6,950.00
1990	70	67	73	70	280	T63	2,100.00
1991	71	69	69	68	277	T24	8,300.00
1992	71	71	71	73	286	T53	2,304.00
1993	75	70			145	CUT	
1994	69	74			143	CUT	
1995	71	72			143	CUT	
1996	71	73			144	CUT	
1997	72	69	71	67	279	T40	4,790.77
1998	69	65	67	69	270	T12	44,000.00
1999	68	69	68	71	276	T46	6,587.50
2000	65	70	68	73	276	T48	7,123.20
2001	66	69	68	68	271	T17	43,400.00
2002	70	78			148	CUT	
2003	67	68	70	70	275	T21	41,600.00
2004	77	75			152	CUT	
2006	73	70			143	CUT	
2007	70	70	78	73	291	78	11,040.00
2008	68	71			139	CUT	
2009	67	68	71	68	274	T47	$16,140.00
2010	68	68	74	69	279	T64	$12,540.00
						Total	$334,555.47

BROWN, BILLY RAY (71.61)

Year	1st	2nd	3rd	4th	Total	Finish	Money
1989	71	67	68	73	279	T47	$2,568.57
1991	67	72	65	67	271	1	180,000.00
1992	67	69	74	70	280	T15	14,525.00
1994	75	74			149	CUT	
1995	71	70	67	72	280	T51	2,824.00
1996	73	71			144	CUT	
1997	70	74			144	CUT	
1998	71	73			144	CUT	
1999	71	82			153	CUT	
2000	76	85			161	CUT	
						Total	$199,917.57

BROWN, CLIFF (70.40)

Year	1st	2nd	3rd	4th	Total	Finish	Money
1964	75	68	70	68	281	T32	$375.00
1966	67	72	72	69	280	T44	265.72
1967	75	67	68	68	278	T19	1,350.00
1968	70	70	73	75	288	T63	
1969	70	70	71	70	281	T42	297.50
						Total	$2,288.22

BROWN, KEN (72.00)

Year	1st	2nd	3rd	4th	Total	Finish	Money
1985	75	69			144	CUT	
						Total	

INDIVIDUAL RESULTS

BROWN, SCOTT (70.08)

Year	1st	2nd	3rd	4th	Total	Finish	Money
2012	83	71			154	CUT	
2014	71	69			140	CUT	
2015	65	67	73	71	276	T54	$14,528.00
2016	68	70	67	68	273	T25	47,226.67
2018	68	69	65	75	277	T47	17,578.00
2019	67	67	70	77	281	T60	15,480.00
2020	69	66	72	72	279	65	15,910.00
2021	69	73			142	CUT	
						Total	$110,722.67

BROWN, PETE (70.50)

Year	1st	2nd	3rd	4th	Total	Finish	Money
1963	70	74	73	74	291	T55	
1964	68	69	72	69	278	T15	$872.22
1965	73	70	72	72	287	T64	
1970	66	70	69	70	275	T8	2,510.00
1971	66	69	74	71	280	T48	157.86
1972	68	71	71	71	281	T35	635.17
1977	70	71	69	72	282	T64	351.83
						Total	$4,527.08

BROWNE, OLIN (69.75)

Year	1st	2nd	3rd	4th	Total	Finish	Money
1986	73	71			144	CUT	
1992	69	73	77	75	294	79	$1,820.00
1994	74	67	72	72	285	T61	2,604.00
1996	71	69	68	73	281	T25	11,700.00
1997	74	72			146	CUT	
1998	67	66	66	67	266	1	360,000.00
1999	71	66	69	67	273	T26	17,375.00
2000	71	67	66	70	274	T32	13,626.67
2001	68	71	67	63	269	T7	83,921.43
2002	72	64	70	72	278	T39	14,416.00
2003	69	70	74	69	282	T58	8,800.00
2004	69	68	71	68	276	T27	29,820.00
2005	70	72			142	CUT	
2006	67	71	72	68	278	T40	17,600.00
2007	67	67	72	70	276	T22	54,085.71
2008	68	69	69	70	276	T52	13,851.43
2009	70	67	76		213	T77	10,980.00
						Total	$640,600.24

BRUCKNER, GREG (73.00)

Year	1st	2nd	3rd	4th	Total	Finish	Money
1990	73	68			141	CUT	
1991	76	75			151	CUT	
						Total	

BRUE, BOB (70.13)

Year	1st	2nd	3rd	4th	Total	Finish	Money
1961	69	71	70	73	283	T43	
1962	69	67	72	70	278	T11	$975.00
						Total	$975.00

BRUNO, BOB (70.63)

Year	1st	2nd	3rd	4th	Total	Finish	Money
1962	69	71	74	70	284	T33	$190.00
1964	69	68	72	72	281	T32	375.00
						Total	$565.00

BRUNO, GEORGE (71.25)

Year	1st	2nd	3rd	4th	Total	Finish	Money
1954	70	73	70	72	285	T35	
						Total	

BRYAN, WESLEY (69.25)

Year	1st	2nd	3rd	4th	Total	Finish	Money
2017	67	67	75	76	285	74	$13,056.00
2018	70	68	67	72	277	T47	17,578.00
2020	67	66	67	69	269	T24	57,627.50
						Total	$30,634.50

BRYANT, BART (70.45)

Year	1st	2nd	3rd	4th	Total	Finish	Money
1992	69	71	78	74	292	T77	$1,850.00
1995	73	72			145	CUT	
1996	73	70	71	66	280	T18	18,257.15
2000	65	70	75	68	278	T58	6,076.00
2001	70	69	74	67	280	T67	6,231.00
2004	70	69	69	72	280	T54	9,618.00
2005	70	69	70	65	274	T20	48,332.00
2006	69	72			141	CUT	
2012	71	69	74		214	88	9,840.00
						Total	$100,184.15

BRYANT, BRAD (70.40)

Year	1st	2nd	3rd	4th	Total	Finish	Money
1978	71	67	71	68	277	T43	$735.00
1983	65	70	72	68	275	T17	4,060.00
1984	68	79			147	CUT	
1988	69	71	71	67	278	T36	3,013.78
1989	69	69	69	73	280	T54	2,270.00
1990	71	69			140	CUT	
1991	75	76			151	CUT	
1992	71	68	70	73	282	T26	6,665.00
1993	70	72	69	71	282	T30	5,812.50
						Total	$22,556.28

BUCIOR, FRANK (73.50)

Year	1st	2nd	3rd	4th	Total	Finish	Money
1952	73	75	71	75	294	T50	
						Total	

BUCKLE, ANDREW (69.63)

Year	1st	2nd	3rd	4th	Total	Finish	Money
2007	71	70	72	68	281	T46	$15,810.00
2008	68	68	72	68	276	T52	13,851.43
						Total	$29,661.43

BUCKLEY, HAYDEN (68.83)

Year	1st	2nd	3rd	4th	Total	Finish	Money
2022	67	68	69	71	275	T43	$31,125.00
2023	72	66			138	CUT	
						Total	$31,125.00

BUHA, JASON (69.00)

Year	1st	2nd	3rd	4th	Total	Finish	Money
2000	69	67	68	68	272	T18	$34,080.00
2003	69	73			142	CUT	
						Total	$34,080.00

BURGESS, ERNEST (71.25)

Year	1st	2nd	3rd	4th	Total	Finish	Money
1961	70	66	75	74	285	T52	
						Total	

BURGOON, BRONSON (71.42)

Year	1st	2nd	3rd	4th	Total	Finish	Money
2016	72	74			146	CUT	
2018	70	70			140	CUT	
2019	64	68	75	74	281	T60	$15,480.00
2020	69	76			145	CUT	
2021	73	72			145	CUT	
						Total	$15,480.00

BURKE, ED (71.25)

Year	1st	2nd	3rd	4th	Total	Finish	Money
1952	73	69	71	70	283	13	$360.00
1953	71	68	70	75	284	T35	
1954	71	67	65	73	276	T7	600.00
1955	71	71	74	75	291	T42	
1956	71	73	71	71	286	T44	
1957	74	68	71	70	283	T31	25.00
1958	70	73	71	72	286	T49	
1959	71	71	73	76	291	T56	
						Total	$985.00

BURKE, JR., JACK (69.47)

Year	1st	2nd	3rd	4th	Total	Finish	Money
1952	70	74			144	W/D	
1955	68	71	73	68	280	T6	$950.00
1956	67	71	68	77	283	T28	41.25
1957	71	67	69	68	275	3	1,400.00
1958	63	67	69	69	268	1	3,500.00
1959	69	71	68	68	276	T4	1,400.00
1960	68	72	70	72	282	T27	146.66
1962	70	64	70	72	276	T9	1,150.00
						Total	$8,587.91

BURKE, JR., MICHAEL (72.50)

Year	1st	2nd	3rd	4th	Total	Finish	Money
1982	73	68			141	CUT	
1999	71	78			149	CUT	
						Total	

BURKE, PATRICK (70.39)

Year	1st	2nd	3rd	4th	Total	Finish	Money
1990	70	70			140	CUT	
1992	68	74	72	74	288	T66	$2,040.00
1993	68	72	72	68	280	T20	10,833.34
1996	70	67	72	71	280	T18	18,257.14
1997	69	72	69	69	279	T40	4,790.77
						Total	$35,921.25

BURKE, PETE (72.38)

Year	1st	2nd	3rd	4th	Total	Finish	Money
1953	75	70	71	67	283	T31	$52.50
1955	74	73	76	73	296	T55	
						Total	$52.50

INDIVIDUAL RESULTS

BURKEMO, WALTER (72.50)

Year	1st	2nd	3rd	4th	Total	Finish	Money
1954	72	75	71	72	290	T57	
						Total	

BURNS, BOB (70.80)

Year	1st	2nd	3rd	4th	Total	Finish	Money
1994	75	68			143	CUT	
1995	79	70			149	CUT	
1999	67	69	66	70	272	T20	$27,083.33
2000	68	70	70	68	276	T48	7,123.20
2001	76	75			151	CUT	
2004	65	70	70	76	281	T58	9,324.00
2005	71	73			144	CUT	
						Total	$43,530.53

BURNS, DICK (77.00)

Year	1st	2nd	3rd	4th	Total	Finish	Money
1983	75	79			154	CUT	
						Total	

BURNS, GEORGE (71.07)

Year	1st	2nd	3rd	4th	Total	Finish	Money
1976	72	67	68	68	275	T15	$3,360.00
1977	65	72			137	DQ	
1978	69	67	68	71	275	T31	1,191.00
1980	71	70			141	CUT	
1982	69	68	66	73	276	T54	681.00
1983	72				72	W/D	
1984	65	73	68	70	276	T5	15,200.00
1985	71	66	70	70	277	T26	4,620.00
1987	72	67	69	71	279	T29	4,550.00
1988	74	73			147	CUT	
1989	75				75	W/D	
1990	73	70			143	CUT	
1991	77	72			149	CUT	
1993	78	78			156	CUT	
1996	77	78			155	CUT	
1998	78	74			152	CUT	
						Total	$29,602.00

BURNS, SAM (68.17)

Year	1st	2nd	3rd	4th	Total	Finish	Money
2019	67	69	72	69	277	T43	$21,924.00
2020	68	66	68	67	269	T24	57,627.50
2021	66	71	67	68	272	T13	132,583.33
2022	70	70			140	CUT	
						Total	$212,134.83

BURROUGHS, CLARK (70.15)

Year	1st	2nd	3rd	4th	Total	Finish	Money
1988	66	66	74	69	275	T19	$7,365.55
1989	66	67	70	69	272	T7	29,100.00
1990	67	72	70	71	280	T63	2,100.00
1991	69	70	70	71	280	T42	3,072.00
1992	74	78			152	CUT	
1995	72	72			144	CUT	
						Total	$41,637.55

BURT, CHARLES (78.50)

Year	1st	2nd	3rd	4th	Total	Finish	Money
1958	75	77	75	87	314	72	
						Total	

BURTON, BOB (71.50)

Year	1st	2nd	3rd	4th	Total	Finish	Money
1982	70	73			143	CUT	
						Total	

BURTON, KEVIN (72.00)

Year	1st	2nd	3rd	4th	Total	Finish	Money
1997	73	71			144	CUT	
						Total	

BUSHKA, JOHN (79.50)

Year	1st	2nd	3rd	4th	Total	Finish	Money
2006	79	80			159	CUT	
						Total	

BUTTNER, BILL (71.25)

Year	1st	2nd	3rd	4th	Total	Finish	Money
1982	70	73			143	CUT	
1985	71	71			142	T70	$1,176.00
1988	74	69			143	CUT	
1991	73	69			142	CUT	
						Total	$1,176.00

BYMAN, BOB (71.10)

Year	1st	2nd	3rd	4th	Total	Finish	Money
1979	72	70			142	T69	$579.00
1982	70	68	68	66	272	T28	1,791.82
1983	74	71			145	CUT	
1988	77	75			152	CUT	
						Total	$2,370.82

BYRD, JONATHAN (70.38)

Year	1st	2nd	3rd	4th	Total	Finish	Money
2002	74	70			144	CUT	
2003	67	71	69	69	276	T26	$28,400.00
2004	72	67	70	69	278	T44	13,053.60
2005	69	72			141	CUT	
2007	73	75			148	CUT	
2013	71	74			145	CUT	
2014	70	68	69	70	277	T57	14,591.00
2015	67	72			139	CUT	
2018	70	71			141	CUT	
						Total	$56,044.60

BYRUM, CURT (70.72)

Year	1st	2nd	3rd	4th	Total	Finish	Money
1983	67	67	72	71	277	T30	$1,706.67
1984	72	73	75	68	288	T63	844.00
1985	75	71			146	CUT	
1987	68	71	74	76	289	81	1,246.00
1988	69	70	69	67	275	T19	7,365.56
1989	69	69	72	68	278	T41	3,600.00
1990	68	68	72	72	280	T63	2,100.00
1991	75	69			144	CUT	
1994	74	70			144	CUT	
1995	71	71			142	CUT	
						Total	$16,862.23

BYRUM, TOM (70.02)

Year	1st	2nd	3rd	4th	Total	Finish	Money
1988	70	69	70	66	275	T19	$7,365.56
1989	69	72			141	CUT	
1991	72	67	70	69	278	T29	5,955.56
1992	70	69	78	69	286	T53	2,304.00
1993	71	71	68	75	285	T51	2,340.00
1994	69	68	69	72	278	T22	12,000.00
1996	69	70	74	74	287	T61	3,195.00
1997	66	68	65	69	268	T2	112,000.00
1998	69	71			140	CUT	
1999	69	69	69	66	273	T26	17,375.00
2000	69	71			140	CUT	
2001	77				77	W/D	
2002	76	68			144	CUT	
2003	68	73			141	CUT	
2004	69	66	67	71	273	T9	109,200.00
2005	67	71	73	66	277	T36	19,815.84
2007	71	72			143	CUT	
						Total	$291,550.96

CABRERA, ANGEL (69.13)

Year	1st	2nd	3rd	4th	Total	Finish	Money
2012	74	66	73		213	T84	$10,140.00
2013	67	72	71	63	273	T9	158,600.00
2014	68	70	65	67	270	T11	123,114.00
2015	69	72			141	CUT	
2016	70	70			140	CUT	
						Total	$291,854.00

CABRERA BELLO, RAFA (68.67)

Year	1st	2nd	3rd	4th	Total	Finish	Money
2020	65	70	72	64	271	T37	$34,410.00
2021	72	69			141	CUT	
						Total	$34,410.00

CADLE, GEORGE (69.50)

Year	1st	2nd	3rd	4th	Total	Finish	Money
1975	73	68	72	72	285	T62	$350.00
1979	62	73	66	69	270	T3	17,400.00
1980	65	69	68	72	274	T17	4,060.00
1981	67	68	65	70	270	T15	4,357.50
1982	66	73	68	74	281	T70	588.00
1983	71	68	71	70	280	T53	698.00
1984	71	76			147	CUT	
						Total	$27,453.50

CAIN, STEVE (70.25)

Year	1st	2nd	3rd	4th	Total	Finish	Money
1973	70	68	70	73	281	68	$320.00
						Total	$320.00

INDIVIDUAL RESULTS

CALCAVECCHIA, MARK (69.16)

Year	1st	2nd	3rd	4th	Total	Finish	Money
1981	67	74			141	CUT	
1982	64	68	65	74	271	T22	$2,785.00
1983	73	73			146	CUT	
1984	74	74			148	CUT	
1986	70	69	70	66	275	T12	13,300.00
1987	68	71	68	79	286	T65	1,435.00
1988	67	66	67	70	270	T4	30,800.00
1989	67	68	67	69	271	T4	41,333.33
1990	67	67	68	67	269	T2	66,000.00
1991	65	71	73	71	280	T42	3,072.00
1992	67	71	71	73	282	T26	6,665.00
1993	67	71	70	74	282	T30	5,812.50
1994	68	74			142	CUT	
1995	77	68			145	CUT	
1996	71	67	68	69	275	T3	78,000.00
1997	69	69	67	66	271	5	60,000.00
1998	70	69	64	69	272	T16	31,000.00
1999	67	67	68	64	266	T3	130,000.00
2000	65	64	64	68	261	2	302,400.00
2001	68	68	71	66	273	T29	19,286.43
2002	68	70	68	69	275	T20	41,714.29
2003	70	69	71	71	281	T52	9,280.00
2004	77	67			144	CUT	
2005	70	69	72	67	278	T42	13,502.00
2007	71	70	71	70	282	T54	13,560.00
						Total	$869,945.55

CALDWELL, REX (68.93)

Year	1st	2nd	3rd	4th	Total	Finish	Money
1976	71	68	69	72	280	T33	$1,063.12
1978	66	66	70	68	270	T5	8,085.00
1980	69	67	68	71	275	T23	2,528.57
1981	66	69	69	69	273	T37	1,200.00
1982	66	66	68	72	272	T28	1,791.81
1983	66	68	70	69	273	T9	7,800.00
1986	72	73			145	CUT	
1989	69	73			142	CUT	
						Total	$22,468.50

CALFEE, BILL (69.39)

Year	1st	2nd	3rd	4th	Total	Finish	Money
1978	70	68	70	71	279	T53	$467.33
1980	68	74			142	CUT	
1981	70	67	70	70	277	T64	630.00
1982	71	68	66	67	272	T28	1,791.82
1984	73	70	68	68	279	T11	8,480.00
						Total	$11,369.15

CALVIN, ROGER (72.33)

Year	1st	2nd	3rd	4th	Total	Finish	Money
1980	72	70			142	CUT	
1981	75				75	W/D	
						Total	

CAMPBELL, BRIAN (72.00)

Year	1st	2nd	3rd	4th	Total	Finish	Money
2017	71	73			144	CUT	
						Total	

CAMPBELL, CHAD (69.18)

Year	1st	2nd	3rd	4th	Total	Finish	Money
2007	69	70	70	66	275	T15	$90,000.00
2008	67	70	62	72	271	T27	40,800.00
2009	67	69	69	71	276	T59	13,140.00
2010	67	70	65	66	268	T5	210,750.00
2011	71	69			140	CUT	
2012	72	71			143	CUT	
2013	70	69	70	74	283	T70	12,261.00
2014	64	70	67	68	269	T7	186,775.00
2015	68	70	69	66	273	T25	41,234.28
2016	68	74			142	CUT	
2017	70	73			143	CUT	
2018	75	71			146	CUT	
						Total	$594,960.28

CAMPBELL, DOUG (71.75)

Year	1st	2nd	3rd	4th	Total	Finish	Money
1980	74	73			147	CUT	
1982	70	70			140	CUT	
						Total	

CAMPBELL, JOE (70.08)

Year	1st	2nd	3rd	4th	Total	Finish	Money
1961	66	67	66	73	272	3	$2,000.00
1963	73	70	71	73	287	T33	182.22
1965	68	69	71	74	282	T37	350.00
						Total	$2,532.22

CAMPOS, RAFAEL (70.00)

Year	1st	2nd	3rd	4th	Total	Finish	Money
2021	72	68			140	CUT	
						Total	

CANIPE, DAVID (70.11)

Year	1st	2nd	3rd	4th	Total	Finish	Money
1987	70	69	68	71	278	T24	$5,810.00
1988	72	71			143	CUT	
1989	68	70	69	73	280	T54	2,270.00
1990	67	68	72	64	271	T10	25,000.00
1991	74	68			142	CUT	
1992	74	74			148	W/D	
						Total	$33,080.00

CANONICA, EMANUELE (70.50)

Year	1st	2nd	3rd	4th	Total	Finish	Money
2001	71	68	71	72	282	T75	$5,859.00
						Total	$5,859.00

CANTLAY, PATRICK (67.63)

Year	1st	2nd	3rd	4th	Total	Finish	Money
2011	67	60	72	70	269	T24	
2012	75	67			142	CUT	
2014	71	70			141	CUT	
2018	69	68	65	68	270	T15	$115,500.00
2019	66	72	65	69	272	T15	115,200.00
2020	66	67	69	65	267	T11	139,983.34
2021	68	66	70	68	272	T13	132,583.33
2022	64	67	63	76	270	T13	159,775.00
2023	65	68	61	67	261	T4	841,666.67
						Total	$1,504,708.34

CAPOBIANCO, BOB (74.00)

Year	1st	2nd	3rd	4th	Total	Finish	Money
1991	73	75			148	CUT	
						Total	

CAPONE, MIKE (78.50)

Year	1st	2nd	3rd	4th	Total	Finish	Money
2009	79	78			157	CUT	
						Total	$0.00

CAPORALE, MIKE (73.00)

Year	1st	2nd	3rd	4th	Total	Finish	Money
1983	74	72			146	CUT	
						Total	

CAPPELEN, SEBASTIAN (71.50)

Year	1st	2nd	3rd	4th	Total	Finish	Money
2020	72	71			143	CUT	
2021	72	71			143	CUT	
						Total	

CAPPS, BILLY (71.75)

Year	1st	2nd	3rd	4th	Total	Finish	Money
1953	74	71	72	70	287	T43	
						Total	

CARBALLO, MIGUEL ANGEL (71.50)

Year	1st	2nd	3rd	4th	Total	Finish	Money
2012	71	69	70		210	T71	$11,640.00
2014	68	68	72	63	271	T18	78,120.00
2016	73	66	71	67	277	T56	14,718.00
2017	72	71			143	CUT	
						Total	$104,478.00

CARBONE, MICHAEL (72.00)

Year	1st	2nd	3rd	4th	Total	Finish	Money
2012	73	71			144	CUT	
						Total	

CARMICHAEL, SAM (69.50)

Year	1st	2nd	3rd	4th	Total	Finish	Money
1964	67	68	68	71	274	T2	$3,400.00
1965	72	72	70	68	282	T37	350.00
						Total	$3,750.00

CARNEVALE, MARK (70.93)

Year	1st	2nd	3rd	4th	Total	Finish	Money
1992	71	69	70	72	282	T26	$6,665.00
1995	68	73	68	73	282	T59	2,592.00
1996	78	74			152	CUT	
1998	69	70	67	71	277	T47	5,022.22
						Total	$14,279.22

CARON, JASON (70.40)

Year	1st	2nd	3rd	4th	Total	Finish	Money
2000	65	69	70	72	276	T48	$7,123.20
2003	69	70	70	77	286	T73	7,680.00
2010	73	69			142	CUT	
						Total	$14,803.20

INDIVIDUAL RESULTS

CARR, JOE (71.19)

Year	1st	2nd	3rd	4th	Total	Finish	Money
1963	76	69	76	72	293	T65	
1969	70	69	74	72	285	T62	$160.00
1970	67	68	73	74	282	T51	173.92
1972	65	70	70	74	279	T26	906.50
						Total	$1,240.42

CARTER, JIM (70.39)

Year	1st	2nd	3rd	4th	Total	Finish	Money
1987	71	70	64	73	278	T24	$5,810.00
1988	70	77			147	CUT	
1989	66	68	71	66	271	T4	41,333.34
1990	68	72			140	CUT	
1995	74	71			145	CUT	
1996	75	74			149	CUT	
1997	82	69			151	CUT	
1998	68	71	67	67	273	T20	22,480.00
1999	71	71			142	CUT	
2001	68	68	71	67	274	T36	13,659.38
2002	67	69	66	68	270	T5	152,000.00
2003	74	75			149	CUT	
2004	70	75			145	CUT	
2005	72	69			141	CUT	
						Total	$235,282.72

CARTER, TOM (72.00)

Year	1st	2nd	3rd	4th	Total	Finish	Money
2004	68	76			144	CUT	
						Total	

CASEY, PAUL (67.43)

Year	1st	2nd	3rd	4th	Total	Finish	Money
2015	67	68	64	65	264	2	$691,200.00
2016	68	67	66	71	272	T17	83,490.00
2017	68	68	66	69	271	T5	248,200.00
2018	65	67	62	72	266	T2	462,000.00
2019	65	68	71	65	269	T5	262,800.00
2020	69	66	67	68	270	T32	42,254.00
2021	71	67	69	69	276	T36	30,743.64
						Total	$1,820,687.64

CASPER, BILLY (68.46)

Year	1st	2nd	3rd	4th	Total	Finish	Money
1955	70	68	77	69	284	T15	$338.34
1956	69	70	72	68	279	T15	367.50
1957	69	67	71	70	277	T7	875.00
1958	68	68	69	69	274	T8	900.00
1963	67	68	71	65	271	1	6,400.00
1964	69	69	71	67	276	T8	1,750.00
1965	70	72	66	66	274	1	11,000.00
1966	69	69	64	67	269	T3	6,250.00
1968	68	65	67	66	266	1	20,000.00
1969	70	68	70	70	278	T27	725.00
1973	67	65	68	64	264	1	40,000.00
1974	71	68	68	68	275	T5	6,350.00
1976	67	68	71	67	273	T9	5,250.00
						Total	$100,205.84

CASSIA, JIM (71.50)

Year	1st	2nd	3rd	4th	Total	Finish	Money
1963	75	65	74	72	286	T26	$365.00
						Total	$365.00

CASTRO, ROBERTO (70.50)

Year	1st	2nd	3rd	4th	Total	Finish	Money
2012	67	70	71	68	276	T47	$14,584.62
2013	73	73			146	CUT	
2015	73	69			142	CUT	
						Total	$14,584.62

CATALIOTO, MARTIN (73.00)

Year	1st	2nd	3rd	4th	Total	Finish	Money
2009	76	70			146	CUT	
						Total	

CATROPA, ERNEST (72.50)

Year	1st	2nd	3rd	4th	Total	Finish	Money
1952	71	75	74	69	289	T37	
1953	75	72	71	73	291	T48	
						Total	

CAULEY, BUD (69.35)

Year	1st	2nd	3rd	4th	Total	Finish	Money
2011	68	67	69	65	269	T24	$46,425.00
2012	72	72			144	CUT	
2013	73	68			141	CUT	
2014	63	70	68	69	270	T11	123,114.00
2016	68	71	69	74	282	T70	13,068.00
2017	70	68	70	68	276	T35	31,407.50
2019	72	72			144	CUT	
2020	69					WD	
						Total	$214,014.50

CAVANAUGH, GIL (73.08)

Year	1st	2nd	3rd	4th	Total	Finish	Money
1954	77	70	73	72	292	63	
1957	73	76	73	76	298	T68	
1963	75	68	75	69	287	T33	$182.23
						Total	$182.23

CEJKA, ALEX (70.21)

Year	1st	2nd	3rd	4th	Total	Finish	Money
2006	70	70	69	72	281	T53	$10,090.67
2007	68	71	77	70	286	71	11,880.00
2015	73	73			146	CUT	
2016	68	69	69	65	271	T11	135,300.00
2017	69	70	76		215	84	11,696.00
2018	67	71	70	65	273	T33	39,550.00
2019	69	69	75		213	82	12,672.00
						Total	$221,188.67

CERDA, ANTONIO (70.83)

Year	1st	2nd	3rd	4th	Total	Finish	Money
1976	73	67	72	77	289	72	
1979	72	68	70	75	285	T64	$627.00
1980	69	66	66	73	274	T17	4,060.00
1981	75	68			143	CUT	
1982	72	68			140	CUT	
1983	69	68	76	72	285	T63	633.00
1986	68	73	69	70	280	T43	2,045.40
1987	73	75			148	CUT	
1988	67	73	70	71	281	T56	1,575.00
						Total	$8,940.40

CERRUDO, RON (70.40)

Year	1st	2nd	3rd	4th	Total	Finish	Money
1968	67	72	72	69	280	T24	$816.67
1969	72	71	71	71	285	T62	160.00
1971	67	70	71	69	277	T25	830.50
1972	72	69	71	70	282	T41	433.34
1975	71	71	67	75	284	T59	400.00
						Total	$2,640.51

CESARIO, GREG (76.50)

Year	1st	2nd	3rd	4th	Total	Finish	Money
1993	74	79			153	CUT	
						Total	

CHAFFEE, JON (72.57)

Year	1st	2nd	3rd	4th	Total	Finish	Money
1980	69	67	67	76	279	T46	$790.50
1983	76	70			146	CUT	
1984	68	75	71	72	286	T45	1,083.56
1992	81	70			151	CUT	
1995	75	79			154	CUT	
						Total	$1,874.06

CHAIN, TOM (71.83)

Year	1st	2nd	3rd	4th	Total	Finish	Money
1981	72	76			148	CUT	
1982	66	71	75	71	283	T76	$558.00
						Total	$558.00

CHALMERS, GREG (70.22)

Year	1st	2nd	3rd	4th	Total	Finish	Money
1999	73	71			144	CUT	
2000	67	70	72	69	278	T58	$6,076.00
2001	72	73			145	CUT	
2003	70	72			142	CUT	
2004	72	77			149	CUT	
2006	70	72			142	CUT	
2009	64	71	68	66	269	T19	75,300.00
2010	66	66	73	74	279	T64	12,540.00
2011	73	67			140	CUT	
2012	67	69	69	70	275	T37	24,000.00
2013	72	71			143	CUT	
2014	73	68			141	CUT	
2015	70	72			142	CUT	
2016	69	69	72	66	276	T47	16,573.34
2017	69	68	74	70	281	T66	14,008.00
2020	69	67	75	73	284	67	15,614.00
						Total	$164,111.34

CHAMBLEE, BRANDEL (70.65)

Year	1st	2nd	3rd	4th	Total	Finish	Money
1988	71	74			145	CUT	
1991	72	72			144	CUT	
1992	71	72			143	CUT	
1993	71	74			145	CUT	
1994	71	68	66	74	279	T26	$8,520.00
1995	82				82	W/D	
1996	72	68	67	72	279	T12	28,500.00
1997	68	65	69	66	268	T2	112,000.00
1998	70	70			140	CUT	
						Total	$149,020.00

INDIVIDUAL RESULTS

CHAMP, CAMERON (71.33)

Year	1st	2nd	3rd	4th	Total	Finish	Money
2019	72	70			142	CUT	
2022	70	76			146	CUT	
2023	71	69			140	CUT	
						Total	

CHANCEY, JIM (71.13)

Year	1st	2nd	3rd	4th	Total	Finish	Money
1978	71	68	71	72	282	T67	$330.75
1980	71	72			143	CUT	
1981	72	72			144	CUT	
						Total	$330.75

CHAPPELL, KEVIN (69.43)

Year	1st	2nd	3rd	4th	Total	Finish	Money
2011	67	70			137	CUT	
2014	66	75			141	CUT	
2016	73	71			144	CUT	
2020	68	68	69	69	274	T54	$17,316.00
2021	68	67	72	69	276	T36	30,743.64
						Total	$48,059.64

CHARLES, BOB (69.63)

Year	1st	2nd	3rd	4th	Total	Finish	Money
1967	71	68	73	68	280	T28	$737.50
1969	68	70	69	70	277	T20	964.29
						Total	$1,701.79

CHEESMAN, BARRY (71.79)

Year	1st	2nd	3rd	4th	Total	Finish	Money
1988	69	72			141	CUT	
1991	69	75			144	CUT	
1993	71	72	72	74	289	T68	$2,000.00
1998	72	69			141	CUT	
1999	70	78			148	CUT	
2000	71	71			142	CUT	
						Total	$2,000.00

CHEN, T.C. (72.38)

Year	1st	2nd	3rd	4th	Total	Finish	Money
1984	73	72	74	74	293	T76	$748.00
1985	69	69	72	72	282	T50	1,461.00
1986	75	69			144	CUT	
1987	69	76			145	CUT	
1989	69	70	76	79	294	75	1,900.00
						Total	$4,109.00

CHEN, T.M. (72.50)

Year	1st	2nd	3rd	4th	Total	Finish	Money
1986	73	72			145	CUT	
						Total	

CHIN, JOHN (70.50)

Year	1st	2nd	3rd	4th	Total	Finish	Money
2019	71	70			141	CUT	
						Total	

CHIZINSKI, LEO (75.75)

Year	1st	2nd	3rd	4th	Total	Finish	Money
1952	76	73	79	75	303	64	
						Total	

CHOI, K.J. (69.40)

Year	1st	2nd	3rd	4th	Total	Finish	Money
2000	69	70	71	71	281	T76	$5,208.00
2001	69	76			145	CUT	
2003	66	72	65	71	274	T18	56,000.00
2006	71	68	69	71	279	T44	14,080.00
2013	70	68	70	70	278	T43	19,626.75
2014	69	68	64	64	265	T2	545,600.00
2017	69	71	73		213	T81	12,036.00
						Total	$652,550.75

CHOPRA, DANIEL (71.66)

Year	1st	2nd	3rd	4th	Total	Finish	Money
2004	71	68	65	73	277	T32	$20,440.00
2005	72	75			147	CUT	
2007	69				69	W/D	
2009	68	72			140	CUT	
2010	69	76			145	CUT	
2012	78	71			149	CUT	
2014	73	75			148	CUT	
						Total	$20,440.00

CHRISTIAN, GARY (68.50)

Year	1st	2nd	3rd	4th	Total	Finish	Money
2012	66	68	72	66	272	T18	$75,600.00
2013	71	69	70	66	276	T24	49,410.00
						Total	$125,010.00

CHRISTIE, MICHAEL (71.88)

Year	1st	2nd	3rd	4th	Total	Finish	Money
1997	70	69	68	69	276	T21	$14,081.25
1998	71	77			148	CUT	
2000	76	75			151	CUT	
						Total	$14,081.25

CICHON, WALTER (72.83)

Year	1st	2nd	3rd	4th	Total	Finish	Money
1952	72	75	74	73	294	T50	
1955	72	74	80	73	299	T62	
1956	68	73	77	69	287	T48	
1957	74	74	72	69	289	T40	
1959	75	72	72	72	291	T56	
1965	69	74	72	73	288	T69	
						Total	

CINK, STEWART (68.62)

Year	1st	2nd	3rd	4th	Total	Finish	Money
1995	71	67	67	69	274	T18	$15,120.00
1997	69	67	65	66	267	1	270,000.00
1998	67	65	67	67	266	T2	176,000.00
1999	64	68	68	68	268	T8	72,500.00
2000	68	69	66	68	271	T14	49,000.00
2001	68	76			144	CUT	
2002	69	72	67	69	277	T33	21,133.33
2003	72	67	71	65	275	T21	41,600.00
2006	69	65	72	67	273	T5	154,550.00
2007	68	70	75	76	289	T75	11,340.00
2008	66	64	65	67	262	1	1,080,000.00
2009	71	71			142	CUT	
2010	70	65	68	72	275	T47	16,140.00
2013	67	73	74		214	T81	10,919.00
2015	69	70			139	CUT	
2018	68	68	68	62	266	T2	462,000.00
2020	68	76			144	CUT	
2021	68	67	74	66	275	T30	45,325.00
2022	71	66	71	69	277	T53	20,003.00
2023	73	64			137	CUT	
						Total	$2,445,630.33

CLAAR, BRIAN (70.33)

Year	1st	2nd	3rd	4th	Total	Finish	Money
1986	69	72	68	69	278	T29	$4,355.14
1987	69	69	69	76	283	T50	1,653.75
1988	70	73			143	CUT	
1990	66	69	67	70	272	T13	16,625.00
1991	70	71	74	72	287	71	1,980.00
1992	68	70	71	71	280	T15	14,525.00
1993	71	69	74	69	283	T38	3,800.00
1994	71	75			146	CUT	
1995	70	71	65	71	277	T33	6,480.00
1996	71	71	70	72	284	T45	4,515.00
1997	68	72	69	68	277	T29	9,537.50
1998	73	71			144	CUT	
						Total	$63,471.39

CLAMPETT, BOBBY (70.09)

Year	1st	2nd	3rd	4th	Total	Finish	Money
1980	67	67	71	71	276	T30	$1,863.00
1981	67	65	69	64	265	T2	22,400.00
1984	69	71	67	73	280	T16	6,200.00
1985	73	69			142	T70	1,176.00
1986	72	71			143	CUT	
1987	70	72	71	72	285	64	1,484.00
1988	72	71			143	CUT	
1990	68	71	68	71	278	T53	2,304.00
1991	72	70			142	CUT	
1992	71	69	74	70	284	T42	3,600.00
1993	71	74			145	CUT	
						Total	$39,027.00

CLARK, JIMMY (72.13)

Year	1st	2nd	3rd	4th	Total	Finish	Money
1952	70	74	72	68	284	T14	$264.00
1953	69	71	74	72	286	T41	
1954	78	69	68	73	288	T46	
1955	73	73	78	72	296	T55	
						Total	$264.00

CLARK II, MICHAEL (70.17)

Year	1st	2nd	3rd	4th	Total	Finish	Money
2000	72	72			144	CUT	
2001	69	69	69	71	278	T55	$6,975.00
2002	69	72	67	70	278	T39	14,416.00
2003	76	66			142	CUT	
						Total	$21,391.00

INDIVIDUAL RESULTS

CLARK, TIM (70.56)

Year	1st	2nd	3rd	4th	Total	Finish	Money
2002	75	72			147	CUT	
2004	69	74			143	CUT	
2005	70	73			143	CUT	
2012	66	69	66	67	268	T4	$236,250.00
2013	73	67	66	74	280	T58	13,542.00
2014	73	72			145	CUT	
2015	70	74			144	CUT	
						Total	$249,792.00

CLARK, WYNDHAM (69.72)

Year	1st	2nd	3rd	4th	Total	Finish	Money
2017	78	74			152	CUT	
2019	68	67	68	69	272	T15	$115,200.00
2020	71	71			142	CUT	
2021	71	77			148	CUT	
2022	66	68	71	68	273	T35	43,243.00
2023	68	67	67	66	268	T29	134,000.00
						Total	$158,443.00

CLARKE, DARREN (70.33)

Year	1st	2nd	3rd	4th	Total	Finish	Money
2005	70	65	70	71	276	T31	$25,499.00
2007	72	74			146	CUT	
						Total	$25,499.00

CLAXTON, PAUL (70.50)

Year	1st	2nd	3rd	4th	Total	Finish	Money
1997	70	67	66	72	275	T17	$21,750.00
2002	76	73			149	CUT	
2005	68	71	72	70	281	T61	9,331.00
2008	68	72			140	CUT	
						Total	$31,081.00

CLAXTON, WILL (70.00)

Year	1st	2nd	3rd	4th	Total	Finish	Money
2012	65	67	69	70	271	T15	$102,000,00
2013	72	71			143	CUT	
2018	73	73			146	CUT	
						Total	$102,000.00

CLEARWATER, KEITH (71.10)

Year	1st	2nd	3rd	4th	Total	Finish	Money
1988	67	75			142	CUT	
1989	67	75			142	CUT	
1990	72	72			144	CUT	
1993	66	68	73	72	279	T16	$15,500.00
1994	72	71			143	CUT	
1995	73	75			148	CUT	
1996	76	69			145	CUT	
2001	71	67	73	68	279	T61	6,603.00
						Total	$22,103.00

CLEARY, JOHN (72.65)

Year	1st	2nd	3rd	4th	Total	Finish	Money
1955	71	71	77	72	291	T42	
1956	69	74	68	75	286	T44	
1959	75	73	70	73	291	T56	
1963	73	71	73	73	290	T53	
1967	72	71	77	75	295	T70	
						Total	

CLEMENTS, LENNIE (69.73)

Year	1st	2nd	3rd	4th	Total	Finish	Money
1982	71	68	63	69	271	T22	$2,785.00
1983	66	69	70	71	276	T23	2,528.57
1984	70	74	70	75	289	T67	816.00
1985	71	72			143	CUT	
1986	71	69	70	69	279	T36	3,154.85
1987	69	71	72	71	283	T50	1,653.75
1988	68	70	68	66	272	T8	19,600.00
1989	73	68			141	CUT	
1990	70	67	72	68	277	T45	2,752.50
1995	76	65	69	71	281	T57	2,700.00
1997	67	70	67	73	277	T29	9,537.50
1998	74	65	69	71	279	T63	4,300.00
						Total	$49,828.17

COCERES, JOSE (70.50)

Year	1st	2nd	3rd	4th	Total	Finish	Money
2004	68	66	70	71	275	T21	$42,000.00
2005	73	71			144	CUT	
2006	71				71	W/D	
2008	74					W/D	
						Total	$42,000.00

COCHRAN, BOBBY (70.00)

Year	1st	2nd	3rd	4th	Total	Finish	Money
2000	65	72	70	73	280	T73	$5,376.00
						Total	$5,376.00

COCHRAN, RUSS (69.92)

Year	1st	2nd	3rd	4th	Total	Finish	Money
1985	70	72			142	T70	$1,176.00
1986	71	70	70	69	280	T43	2,045.40
1987	69	71	65	71	276	T15	11,200.00
1989	69	70	65	72	276	T26	6,950.00
1996	72	74			146	CUT	
1999	70	69	66	70	275	T41	9,250.00
2004	68	73	71	71	283	T67	8,526.00
						Total	$39,147.40

COGHILL, GENE (74.50)

Year	1st	2nd	3rd	4th	Total	Finish	Money
1957	73	74	75	76	298	T68	
						Total	

COLANDRO, MIKE (74.17)

Year	1st	2nd	3rd	4th	Total	Finish	Money
1980	72	76			148	CUT	
1987	75	78			153	CUT	
1988	72	72			144	CUT	
						Total	

COLBERT, JIM (69.55)

Year	1st	2nd	3rd	4th	Total	Finish	Money
1968	75	67	68	71	281	T30	$675.00
1969	71	67	67	70	275	T13	1,700.00
1970	66	72	71	72	281	T42	286.66
1971	69	69	69	73	280	T48	157.86
1973	71	68	66	72	277	T50	470.00
1974	70	67	70	68	275	T5	6,350.00
1976	68	71	68	67	274	T12	4,060.00
1978	65	71	70	67	273	T17	2,730.00
1979	70	72			142	T69	579.00
1981	70	69	71	71	281	T80	522.00
1985	71	72			143	CUT	
						Total	$17,530.52

COLE, BOBBY (69.83)

Year	1st	2nd	3rd	4th	Total	Finish	Money
1966	69	69	69	74	281	T51	
1967	70	68	70	68	276	T10	$2,150.00
1968	69	71	68	71	279	T17	1,300.00
1971	71	69	69	73	282	T61	115.79
1972	68	68	71	69	276	T11	2,625.00
1973	66	68	69	74	277	T50	470.00
1974	70	66	68	71	275	T5	6,350.00
1975	70	69	71	71	281	T45	540.00
1980	71	72			143	CUT	
1982	70	70			140	CUT	
1983	66	74			140	CUT	
1987	71	71	70	71	283	T50	1,653.75
						Total	$15,204.54

COLE, ERIC (66.75)

Year	1st	2nd	3rd	4th	Total	Finish	Money
2023	64	65	73	65	267	T24	$167,000.00
						Total	$167,000.00

COLES, GAVIN (71.43)

Year	1st	2nd	3rd	4th	Total	Finish	Money
2003	70	67	73	74	284	T68	$8,080.00
2005	68	76			144	CUT	
2007	72	76			148	CUT	
2008	72	75			147	CUT	
2012	73	65	70	69	277	T60	13,140.00
						Total	$21,220.00

COLETTA, BRETT (71.50)

Year	1st	2nd	3rd	4th	Total	Finish	Money
2017	74	69			143	CUT	
						Total	

COLLINS, BILL (69.25)

Year	1st	2nd	3rd	4th	Total	Finish	Money
1955	71	76	66	74	287	T28	$82.50
1958	69	70	68	70	277	17	570.00
1960	70	65	66	69	270	T2	2,050.00
1964	69	69	67	70	275	T6	2,450.00
1966	70	69	70	67	276	T22	1,050.00
						Total	$6,202.50

COLLINS, CHAD (70.00)

Year	1st	2nd	3rd	4th	Total	Finish	Money
2008	72	72			144	CUT	
2014	69	71			140	CUT	
2015	70	67	69	68	274	T39	$23,680.00
2016	72	68			140	CUT	
2017	71	71			142	CUT	
2019	70	70			140	CUT	
						Total	$23,680.00

INDIVIDUAL RESULTS

COLLINS, TIM (69.50)

Year	1st	2nd	3rd	4th	Total	Finish	Money
1975	69	71	69	69	278	T30	$1,270.00
						Total	$1,270.00

COLLINS, WILL (72.00)

Year	1st	2nd	3rd	4th	Total	Finish	Money
2009	73	71			144	CUT	
						Total	

COLSAERTS, NICOLAS (72.00)

Year	1st	2nd	3rd	4th	Total	Finish	Money
2013	71	73			144	CUT	
						Total	

COMPTON, ERIC (70.40)

Year	1st	2nd	3rd	4th	Total	Finish	Money
2013	72	66	71	68	277	T30	$32,548.00
2014	74	69			143	CUT	
2015	68	74			142	CUT	
2016	69	73			142	CUT	
						Total	$32,548.00

COMSTOCK, BYRON (73.00)

Year	1st	2nd	3rd	4th	Total	Finish	Money
1972	70	71	73	78	292	73	$217.39
						Total	$217.39

CONLEY, TIM (72.75)

Year	1st	2nd	3rd	4th	Total	Finish	Money
1993	74	72			146	CUT	
1998	74	71			145	CUT	
						Total	

CONLIN, BILL (75.50)

Year	1st	2nd	3rd	4th	Total	Finish	Money
1955	78	75	74	75	302	T67	
						Total	

CONNELL, MICHAEL (70.25)

Year	1st	2nd	3rd	4th	Total	Finish	Money
2006	72	74			146	CUT	
2010	69	68	69	70	276	T51	$14,120.00
2011	70	70			140	CUT	
						Total	$14,120.00

CONNER, FRANK (70.67)

Year	1st	2nd	3rd	4th	Total	Finish	Money
1977	69	72	70	68	279	T45	$567.00
1980	69	71	71	67	278	T39	1,170.00
1981	70	64	71	68	273	T37	1,200.00
1982	68	69	72	78	287	79	546.00
1983	69	69	67	72	277	T30	1,706.66
1984	70	71	73	73	287	T54	896.00
1985	74	69			143	CUT	
1986	69	70	75	67	281	T53	1,612.80
1987	70	72	73	77	292	T84	1,197.00
1988	72	67	73	73	285	T68	1,414.00
1989	70	76			146	W/D	
1992	68	77			145	CUT	
1993	71	70	68	69	278	T11	21,200.00
						Total	$31,509.46

CONNERS, COREY (67.63)

Year	1st	2nd	3rd	4th	Total	Finish	Money
2018	70	69			139	CUT	
2020	73	66			139	CUT	
2023	67	65	65	66	263	T9	$525,000.00
						Total	$525,000.00

CONRAD, JOE (71.38)

Year	1st	2nd	3rd	4th	Total	Finish	Money
1957	71	68	71	72	282	T23	$184.29
1958	73	70	71	75	289	T55	
						Total	$184.29

CONSTABLE, DONALD (73.50)

Year	1st	2nd	3rd	4th	Total	Finish	Money
2013	77	70			147	CUT	
						Total	$0.00

COODY, CHARLES (70.45)

Year	1st	2nd	3rd	4th	Total	Finish	Money
1965	73	70	69	69	281	T30	$550.00
1966	70	70	70	69	279	T38	481.67
1967	71	71	71	66	279	T21	953.57
1970	75	63	70	68	276	T13	1,550.00
1974	71	75			146	CUT	
1985	73	75			148	CUT	
						Total	$3,535.24

COOK, AUSTIN (70.00)

Year	1st	2nd	3rd	4th	Total	Finish	Money
2018	68	73			141	CUT	
2019	73	71			144	CUT	
2020	71	65	69	69	274	T54	$17,316.00
2021	74	67			141	CUT	
2022	72	65	69	73	279	63	18,343.00
						Total	$35,659.00

COOK, DAVE (79.00)

Year	1st	2nd	3rd	4th	Total	Finish	Money
1994	77	78			155	CUT	
2000	76	85			161	CUT	
						Total	

COOK, DAVID (77.50)

Year	1st	2nd	3rd	4th	Total	Finish	Money
1990	78	77			155	CUT	
						Total	

COOK, JEFF (79.00)

Year	1st	2nd	3rd	4th	Total	Finish	Money
1993	77	81			158	W/D	
						Total	

COOK, JOHN (69.41)

Year	1st	2nd	3rd	4th	Total	Finish	Money
1980	68	67	69	72	276	T30	$1,863.00
1982	69	70	68	71	278	T62	645.00
1985	66	69	72	67	274	T10	14,400.00
1986	68	69	69	68	274	T9	18,900.00
1987	72	71			143	CUT	
1988	70	69	68	71	278	T36	3,013.78
1990	70	63	67	71	271	T10	25,000.00
1991	71	70	70	69	280	T42	3,072.00
1993	73	68	71	65	277	T7	30,125.00
1994	71	67	64	73	275	T9	28,800.00
1995	66	72	71	70	279	T45	3,432.00
2000	68	71	68	68	275	T44	8,960.00
2005	73	70			143	CUT	
2006	72	65	72	69	278	T40	17,600.00
2007	70	77			147	CUT	
						Total	$155,810.78

COOK, JOHN (69.75)

Year	1st	2nd	3rd	4th	Total	Finish	Money
1966	72	66	70	71	279	T38	$481.67
						Total	$481.67

COOK, JR., A. (72.88)

Year	1st	2nd	3rd	4th	Total	Finish	Money
1957	74	70	76	75	295	T58	
1962	73	71	70	74	288	T52	
						Total	

COON, ROSS (70.92)

Year	1st	2nd	3rd	4th	Total	Finish	Money
1967	74	69	71	72	286	T52	
1968	71	71	75	69	286	T55	
1969	70	67	72	70	279	T31	$612.50
						Total	$612.50

COONEY, MIKE (75.50)

Year	1st	2nd	3rd	4th	Total	Finish	Money
1986	80	71			151	CUT	
						Total	

COOPER, CARL (71.88)

Year	1st	2nd	3rd	4th	Total	Finish	Money
1990	72	71			143	CUT	
1992	70	76			146	CUT	
1993	70	74	72	70	286	T58	$2,190.00
						Total	$2,190.00

COOPER, PETER (71.00)

Year	1st	2nd	3rd	4th	Total	Finish	Money
1954	73	70	72	69	284	T29	$55.00
						Total	$55.00

CORDANI, JOE (77.75)

Year	1st	2nd	3rd	4th	Total	Finish	Money
1998	73	73			146	CUT	
2000	87	78			165	CUT	
						Total	

CORNELLIER, JEAN-PHILIP (72.50)

Year	1st	2nd	3rd	4th	Total	Finish	Money
2015	72	73			145	CUT	
						Total	

INDIVIDUAL RESULTS

COSCINA, DENNIS (75.38)

Year	1st	2nd	3rd	4th	Total	Finish	Money
1980	74	70			144	CUT	
1983	69	73			142	CUT	
1984	85				85	W/D	
1986	75	79			154	CUT	
1989	77	78			155	CUT	
1991	74	76			150	W/D	
1995	80	70			150	CUT	
						Total	

COSTON, JEFF (71.00)

Year	1st	2nd	3rd	4th	Total	Finish	Money
1985	69	74			143	CUT	
1988	69	72			141	CUT	
						Total	

COTNER, KAWIKA (73.50)

Year	1st	2nd	3rd	4th	Total	Finish	Money
1995	75	72			147	CUT	
						Total	

COUCH, CHRIS (70.35)

Year	1st	2nd	3rd	4th	Total	Finish	Money
2004	71	77			148	CUT	
2006	71	68	71	70	280	T48	$11,193.60
2007	75				75	DQ	
2010	70	74			144	CUT	
2011	65	69	68	72	274	T56	13,680.00
2012	72	67	66	70	275	T37	24,000.00
						Total	$48,873.60

COUGHLAN, RICHIE (71.00)

Year	1st	2nd	3rd	4th	Total	Finish	Money
1998	69	70	69	73	281	T70	$4,020.00
2001	72	73			145	CUT	
						Total	$4,020.00

COUPLES, FRED (69.72)

Year	1st	2nd	3rd	4th	Total	Finish	Money
1981	67	69	63	66	265	T2	$22,400.00
1982	70	71			141	CUT	
1983	64	72	70	71	277	T30	1,706.67
1986	71	76			147	CUT	
1994	71	68	71	66	276	T15	19,200.00
2004	75	74			149	CUT	
						Total	$43,306.67

COURTNEY, CHARLES (69.71)

Year	1st	2nd	3rd	4th	Total	Finish	Money
1966	70	71	67	72	280	T44	$265.71
1970	69	67	69	71	276	T13	1,550.00
1972	69	69	75	68	281	T35	635.17
1973	70	64	69	66	269	T13	3,600.00
1974	70	69	70	69	278	T27	1,390.00
1975	70	68	78	73	289	74	
						Total	$7,440.88

COURVILLE, JERRY (70.75)

Year	1st	2nd	3rd	4th	Total	Finish	Money
1964	72	71	70	70	283	T53	
						Total	

COURVILLE, JR., JERRY (76.00)

Year	1st	2nd	3rd	4th	Total	Finish	Money
1996	74	78			152	CUT	
						Total	

COWARD, MARK (70.00)

Year	1st	2nd	3rd	4th	Total	Finish	Money
1983	71	69			140	CUT	
						Total	

COX, KRIS (71.33)

Year	1st	2nd	3rd	4th	Total	Finish	Money
2004	72	70			142	CUT	
2006	69	72			141	CUT	
2007	73	72			145	CUT	
						Total	

CRAMER, RICK (73.50)

Year	1st	2nd	3rd	4th	Total	Finish	Money
1986	73	74			147	CUT	
						Total	

CRAMPTON, BRUCE (70.00)

Year	1st	2nd	3rd	4th	Total	Finish	Money
1959	69	66	72	76	283	T18	$450.00
1961	72	67	69	71	279	T17	570.00
1962	70	67	68	69	274	7	1,400.00
1963	71	67	74	76	288	T42	85.00
1965	68	73	77	71	289	T73	
1966	69	65	75	66	275	T16	1,550.00
1967	69	70	73	76	288	T61	
1968	65	67	70	67	269	2	12,000.00
1969	71	70	70	69	280	T35	495.71
1974	70	65	70	70	275	T5	6,350.00
						Total	$22,900.71

CRANE, BEN (70.60)

Year	1st	2nd	3rd	4th	Total	Finish	Money
2011	66	70	69	70	275	T59	$13,260.00
2013	68	72	71		211	T75	11,651.00
2014	69	68	68	79	284	74	11,904.00
2016	71	71			142	CUT	
2017	72	75			147	CUT	
						Total	$36,815.00

CRAWFORD, RICHARD (70.14)

Year	1st	2nd	3rd	4th	Total	Finish	Money
1964	69	67	72	68	276	T8	$1,750.00
1965	70	71	70	70	281	T30	550.00
1966	70	70	68	76	284	T66	
1968	70	69	74	72	285	T43	171.67
1970	68	70	78	70	286	T65	173.91
1971	72	69	67	72	280	T48	157.86
1973	67	68	67	66	268	12	4,200.00
1974	72	69	70	69	280	T44	660.00
1975	69	72	68	76	285	T62	350.00
						Total	$8,013.44

CREED, C. (73.50)

Year	1st	2nd	3rd	4th	Total	Finish	Money
1959	73	72	73	76	294	T66	
						Total	

CREED, ED (75.50)

Year	1st	2nd	3rd	4th	Total	Finish	Money
1960	79	72	75	76	302	T68	
						Total	

CREEL, AUSTIN (71.00)

Year	1st	2nd	3rd	4th	Total	Finish	Money
2022	72	69			141	CUT	
						Total	

CRENSHAW, BEN (70.75)

Year	1st	2nd	3rd	4th	Total	Finish	Money
1984	65	73	72	71	281	T20	$4,333.33
1985	76	72			148	CUT	
1989	70	66	71	69	276	T26	6,950.00
1991	71	71			142	CUT	
1992	73	69	74	69	285	T46	2,674.29
						Total	$13,957.62

CROMWELL, RICHARD (75.50)

Year	1st	2nd	3rd	4th	Total	Finish	Money
1988	75	76			151	CUT	
						Total	

CROWLEY, BOB (70.05)

Year	1st	2nd	3rd	4th	Total	Finish	Money
1957	66	67	67	77	277	T7	$875.00
1959	75	70	70	71	286	T32	130.00
1960	72	71	68	70	281	T20	330.00
1965	70	67	69	70	276	T5	2,883.33
1966	71	71	67	72	281	T51	33.33
						Total	$4,251.66

CUDD, JAY (70.00)

Year	1st	2nd	3rd	4th	Total	Finish	Money
1982	69	68	66	71	274	T44	$990.00
1983	70	69	74	72	285	T63	633.00
1984	71				71	W/D	
						Total	$1,623.00

CUNNING, MICHAEL (75.75)

Year	1st	2nd	3rd	4th	Total	Finish	Money
1984	78	77			155	CUT	
1992	72	76			148	CUT	
						Total	

INDIVIDUAL RESULTS

CURL, ROD (69.61)

Year	1st	2nd	3rd	4th	Total	Finish	Money
1971	70	68	74	74	286	T78	$115.79
1973	72	65	66	77	280	T62	355.00
1975	70	70	69	67	276	T23	1,725.00
1976	74	67	69	71	281	T41	695.33
1977	67	69	65	69	270	T6	6,825.00
1978	69	70	65	68	272	T9	4,357.50
1979	67	69	69	71	276	T20	3,026.25
1980	67	69	68	71	275	T23	2,528.57
1981	69	65	71	69	274	T47	807.00
1982	67	68	70	67	272	T28	1,791.82
1983	70	74			144	CUT	
1984	74	71	71	70	286	T45	1,083.55
1986	71	69	73	68	281	T53	1,612.80
1988	69	68	70	75	282	T60	1,519.00
1989	76	67			143	CUT	
						Total	$26,442.61

CURLEY, JOHN PAUL (75.00)

Year	1st	2nd	3rd	4th	Total	Finish	Money
1997	77	73			150	CUT	
						Total	

CURRAN, JON (69.20)

Year	1st	2nd	3rd	4th	Total	Finish	Money
2013	72	69			141	CUT	
2015	67	67	67	69	270	T10	$147,200.00
2016	69	71			140	CUT	
2018	72	69			141	CUT	
						Total	$147,200.00

CURRY, PAUL (75.50)

Year	1st	2nd	3rd	4th	Total	Finish	Money
2000	77	74			151	CUT	
						Total	

CURTAIN, JOE (71.13)

Year	1st	2nd	3rd	4th	Total	Finish	Money
1953	66	74	71	72	283	T31	$52.50
1954	73	71	72	70	286	T41	
						Total	$52.50

CURTIS, BEN (68.90)

Year	1st	2nd	3rd	4th	Total	Finish	Money
2005	64	68	67	69	268	T4	$177,733.33
2006	70	68	70	68	276	T21	39,160.00
2007	69	71	73	69	282	T54	13,560.00
2008	68	66	69	66	269	T13	106,000.00
2009	68	64	66	65	263	T4	248,000.00
2010	65	68	64	73	270	T13	97,500.00
2011	69	70			139	CUT	
2013	71	75			146	CUT	
2015	78	76			154	CUT	
						Total	$681,953.33

D'AMARIO, ADAM (77.75)

Year	1st	2nd	3rd	4th	Total	Finish	Money
2018	75	79			154	CUT	
2022	79	78			157	CUT	
						Total	

DADIAN, ARCHIE (70.25)

Year	1st	2nd	3rd	4th	Total	Finish	Money
1964	71	72	69	69	281	T32	$375.00
						Total	$375.00

DAHMEN, JOEL (69.85)

Year	1st	2nd	3rd	4th	Total	Finish	Money
2017	69	71	71	69	280	T62	$14,484.00
2018	70	69			139	CUT	
2019	70	68	69	70	277	T43	21,924.00
2020	67	68	68	65	268	T20	87,320.00
2022	67	69	73	75	284	69	17,347.00
2023	73	76			149	CUT	
						Total	$141,075.00

DALEY, JESS (72.50)

Year	1st	2nd	3rd	4th	Total	Finish	Money
2002	75	70			145	CUT	
						Total	

DALEY, JOE (69.88)

Year	1st	2nd	3rd	4th	Total	Finish	Money
1996	64	70	73	72	279	T12	$28,500.00
1998	70	69	67	74	280	T65	4,160.00
						Total	$32,660.00

DALPOS, RICK (72.31)

Year	1st	2nd	3rd	4th	Total	Finish	Money
1983	72	71			143	CUT	
1984	70	78			148	CUT	
1986	73	68	69	71	281	T53	$1,612.80
1987	75	74			149	CUT	
1989	74	67			141	CUT	
1993	78				78	W/D	
						Total	$1,612.80

DALY, JOHN (70.25)

Year	1st	2nd	3rd	4th	Total	Finish	Money
1991	71	72			143	CUT	
1994	68	68	67	76	279	DQ	
1995	71	72			143	CUT	
1996	68	74	70	71	283	T37	$6,300.00
1997	71	70	67	68	276	T21	14,081.25
1998	71	68	70	76	285	76	3,800.00
2000	70	74			144	CUT	
2001	67	70	70	65	272	T22	27,944.29
2002	73	69			142	CUT	
2010	71	70			141	CUT	
2011	69	67	71	74	281	72	11,880.00
2013	68	75			143	CUT	
2014	70	68	70	70	278	T57	13,826.00
						Total	$77,831.54

DALZIEL, DOUG (72.00)

Year	1st	2nd	3rd	4th	Total	Finish	Money
1977	68	71	71	74	284	T73	
1980	74	72			146	CUT	
1981	69	68	68	72	277	T64	$630.00
1982	71	71			142	CUT	
1984	74	77			151	CUT	
1987	72	80			152	CUT	
						Total	$630.00

DAMRON, ROBERT (69.90)

Year	1st	2nd	3rd	4th	Total	Finish	Money
1997	72	71	71	72	286	T77	$2,760.00
1998	71	71			142	CUT	
2003	69	64	69	69	271	T7	124,666.66
2004	71	68	68	67	274	T13	69,825.00
2005	73	73			146	CUT	
2006	70	69	71	69	279	T44	14,080.00
						Total	$211,331.66

DANA, NORMAN (70.25)

Year	1st	2nd	3rd	4th	Total	Finish	Money
1953	72	71	68	70	281	T22	$165.00
						Total	$165.00

DANIELIAN, LEE (71.00)

Year	1st	2nd	3rd	4th	Total	Finish	Money
1984	72	73	70	69	284	T33	$2,210.00
						Total	$2,210.00

DAVIDSON, MATT (70.50)

Year	1st	2nd	3rd	4th	Total	Finish	Money
2005	70	71			141	CUT	
						Total	

DAVIS, BRIAN (68.76)

Year	1st	2nd	3rd	4th	Total	Finish	Money
2005	71	67	73	69	280	T54	$9,718.00
2006	69	71	69	66	275	T16	66,000.00
2007	71	69	74	66	280	T43	21,000.00
2008	64	70	69	66	269	T13	106,000.00
2009	70	64			134	WD	
2010	69	72			141	CUT	
2011	65	67	68	66	266	T9	156,000.00
2012	67	67	64	70	268	T4	236,250.00
2013	72	67	66	72	277	T30	32,548.00
2014	69	70	68	68	274	T42	22,320.00
2015	72	77			149	CUT	
						Total	$694,872.00

DAVIS, CAMERON (68.64)

Year	1st	2nd	3rd	4th	Total	Finish	Money
2019	70	68	69	70	277	T43	$21,924.00
2020	66	71			137	CUT	
2022	65	66	73	74	278	T56	19,007.00
2023	65	70	71	63	269	T33	109,000.00
						Total	$149,931.00

INDIVIDUAL RESULTS

DAWSON, MARCO (71.21)

Year	1st	2nd	3rd	4th	Total	Finish	Money
1991	68	75			143	CUT	
1992	73	71			144	CUT	
1993	72	67	74	75	288	T64	$2,090.00
1994	75	71			146	CUT	
1995	70	75			145	CUT	
2001	67	74			141	CUT	
2003	77	70			147	CUT	
2005	68	71	70	69	278	T42	13,502.00
2006	71	67	68	71	277	T31	23,906.66
2007	69	75			144	CUT	
2010	70	71			141	CUT	
						Total	$39,498.66

DAY, GLEN (70.91)

Year	1st	2nd	3rd	4th	Total	Finish	Money
1994	72	65	70	68	275	T9	$28,800.00
1995	74	70			144	CUT	
1996	69	72	70	74	285	T49	3,634.28
1997	73	73			146	CUT	
1999	69	71			140	CUT	
2002	72	70			142	CUT	
2004	73	70			143	CUT	
2005	68	67	71	66	272	T12	87,075.00
2006	71	70			141	CUT	
2007	69	70	76	73	288	T72	11,640.00
2009	68	76			144	CUT	
2010	74	73			147	CUT	
2013	70	74			144	CUT	
						Total	$131,149.28

DAY, JASON (68.19)

Year	1st	2nd	3rd	4th	Total	Finish	Money
2008	67	67	66	71	271	T27	$40,800.00
2014	70	69	67	65	271	T18	78,120.00
2017	72	70			142	CUT	
2018	66	68	66	69	269	T12	147,000.00
2019	70	63	68	69	270	T8	194,400.00
2020	67	69	68	68	273	T46	18,869.00
2021	69	62	70	70	271	T10	186,850.00
2022	74	71			145	CUT	
2023	71	64	66	70	271	T45	61,200.00
						Total	$727,239.00

DECHAMBEAU, BRYSON (67.79)

Year	1st	2nd	3rd	4th	Total	Finish	Money
2016	72	66	68	70	276	T47	$16,573.33
2017	67	72	66	70	275	T26	46, 277.78
2018	66	66	68	68	268	T9	189,000.00
2019	68	70	64	68	270	T8	194,400.00
2020	65	67	65	68	265	T6	233,470.00
2021	69	66	68	70	273	T19	87,690.00
						Total	$767,411.11

DE JONGE, BRENDON (69.04)

Year	1st	2nd	3rd	4th	Total	Finish	Money
2007	72	74			146	CUT	
2009	70	66	70	66	272	T34	$28,400.00
2010	70	63	67	69	269	T9	156,000.00
2011	69	69			138	CUT	
2012	72	65	66	66	269	T8	174,000.00
2013	67	67	75	72	281	T63	12,871.00
2014	70	66	71	68	275	T42	22,320.00
2015	73	69			142	CUT	
2016	72	69			141	CUT	
						Total	$393,591.00

DE VICENZO, ROBERTO (71.00)

Year	1st	2nd	3rd	4th	Total	Finish	Money
1954	70	75	71	72	288	T46	
1966	72	70	71	67	280	T44	$265.72
						Total	$265.72

DEANE, STUART (71.00)

Year	1st	2nd	3rd	4th	Total	Finish	Money
2007	71	71			142	CUT	
						Total	

DEFOREST, CHRIS (70.50)

Year	1st	2nd	3rd	4th	Total	Finish	Money
2011	74	67			141	CUT	
						Total	

DEFOREST, JOHN (73.00)

Year	1st	2nd	3rd	4th	Total	Finish	Money
1985	79	67			146	CUT	
						Total	

DELAET, GRAHAM (68.88)

Year	1st	2nd	3rd	4th	Total	Finish	Money
2010	70	66	75	69	280	T68	$12,060.00
2011	70	73			143	CUT	
2012	68	68	70	75	281	68	$12,240.00
2013	65	70	65	69	269	3	414,800.00
2014	70	68	71	68	277	T51	14,590.67
2015	67	66	64	69	266	4	307,200.00
2017	65	70	72	68	275	T26	46,277.78
						Total	$807,168.45

DELAHOUSSAYE, BRENT (70.00)

Year	1st	2nd	3rd	4th	Total	Finish	Money
2010	72	68			140	CUT	
						Total	

DELL, DAVID (76.50)

Year	1st	2nd	3rd	4th	Total	Finish	Money
2003	77	76			153	CUT	
						Total	

DELLOSTRITTO, RON (77.33)

Year	1st	2nd	3rd	4th	Total	Finish	Money
1995	78				78	DQ	
2005	79	75			154	CUT	
						Total	

DELONG, DAVID (75.00)

Year	1st	2nd	3rd	4th	Total	Finish	Money
1993	72	78			150	CUT	
						Total	

DELSING, JAY (70.87)

Year	1st	2nd	3rd	4th	Total	Finish	Money
1985	72	73			145	CUT	
1986	69	73	71	77	290	T75	$1,323.00
1987	72	70	71	74	287	T71	1,330.00
1988	66	73	70	66	275	T19	7,365.56
1989	70	71			141	CUT	
1990	71	69			140	CUT	
1991	73	76			149	W/D	
1992	74	72			146	CUT	
1993	67	78			145	CUT	
1994	74	67	69	69	279	T26	8,520.00
1995	74	69			143	CUT	
1997	74	72			146	CUT	
1998	72	71			143	CUT	
1999	64	68	67	71	270	T14	45,000.00
2000	72	69			141	CUT	
2003	69	68	68	68	273	T11	79,428.57
2004	73	74			147	CUT	
						Total	$142,967.13

DEMERS, LARRY (74.38)

Year	1st	2nd	3rd	4th	Total	Finish	Money
1985	73	76			149	CUT	
1986	78	75			153	CUT	
1988	72	75			147	CUT	
1990	73	73			146	CUT	
						Total	

DEMSEY, TODD (73.75)

Year	1st	2nd	3rd	4th	Total	Finish	Money
1997	78	73			151	CUT	
2008	73	71			144	CUT	
						Total	

DENICOLO, RALPH (77.50)

Year	1st	2nd	3rd	4th	Total	Finish	Money
1980	76	77			153	CUT	
1984	77	78			155	CUT	
1991	79	78			157	CUT	
						Total	

DENNIS, CLARK (70.31)

Year	1st	2nd	3rd	4th	Total	Finish	Money
1990	70	70			140	CUT	
1991	74	75			149	CUT	
1994	65	72	66	72	275	T9	$28,800.00
1995	72	75			147	CUT	
1998	74	66			140	CUT	
1999	70	66	70	68	274	T34	12,357.15
						Total	$41,157.15

INDIVIDUAL RESULTS

DENT, JIM (70.53)

Year	1st	2nd	3rd	4th	Total	Finish	Money
1971	72	69	74	73	288	T82	$115.79
1974	69	69	74	71	283	T57	400.00
1976	68	72	72	67	279	T26	1,491.00
1979	68	70	65	76	279	T35	1,511.25
1981	68	71	72	70	281	T80	522.00
1982	67	69	66	71	273	T39	1,230.00
1983	72	70			142	CUT	
1984	75	71			146	CUT	
1985	70	70	74	74	288	T62	1,290.00
1986	68	69	67	72	276	T18	8,820.00
1988	71	68	75	72	286	T71	1,379.00
						Total	$16,759.04

DETRY, THOMAS (69.00)

Year	1st	2nd	3rd	4th	Total	Finish	Money
2023	70	68			138	CUT	
						Total	

DEVLIN, BRUCE (69.20)

Year	1st	2nd	3rd	4th	Total	Finish	Money
1966	73	69	70	69	281	T51	$33.33
1968	69	72	71	70	282	T35	562.50
1973	65	67	67	66	265	2	22,800.00
1974	66	70	70	72	278	T27	1,390.00
1976	69	73	66	70	278	T21	1,995.00
						Total	$26,780.83

DEVLIN, JR., MICHAEL (76.00)

Year	1st	2nd	3rd	4th	Total	Finish	Money
1998	78	74			152	CUT	
						Total	

DIAZ, ROBERTO (68.67)

Year	1st	2nd	3rd	4th	Total	Finish	Money
2018	72	70			142	CUT	
2019	69	65	67	69	270	T8	$194,400.00
						Total	$194,400.00

DICKERSON, BUBBA (70.50)

Year	1st	2nd	3rd	4th	Total	Finish	Money
2006	69	67	70	67	273	T5	$154,550.00
2007	74	76			150	CUT	
						Total	$154,550.00

DICKINSON, GARDNER (70.37)

Year	1st	2nd	3rd	4th	Total	Finish	Money
1953	73	68	72	72	285	T37	
1954	71	73	70	71	285	T35	
1955	72	69	72	71	284	T15	$338.33
1956	70	69	65	73	277	11	580.00
1957	66	68	68	70	272	1	2,800.00
1959	70	70	70	75	285	T28	175.00
1960	69	72	68	70	279	T13	700.00
1961	66	74	68	71	279	T17	570.00
1963	73	72	73		218	W/D	
1965	68	70	69	73	280	T21	777.77
1969	73	70	69	70	282	T50	165.71
						Total	$6,106.81

DICKSON, BOB (70.00)

Year	1st	2nd	3rd	4th	Total	Finish	Money
1970	71	71	70	69	281	T42	$286.67
1974	70	71	69	69	279	T33	949.09
						Total	$1,235.76

DIEHL, TERRY (68.88)

Year	1st	2nd	3rd	4th	Total	Finish	Money
1976	70	70	76	72	288	T70	$157.50
1977	65	69	68	69	271	T9	5,460.00
1978	70	70	68	67	275	T31	1,191.00
1979	73	68	73	69	283	T58	663.00
1980	70	70	71	66	277	T35	1,511.25
1981	67	70	67	65	269	T12	6,300.00
1982	69	69	66	64	268	T11	6,600.00
1983	69	69	70	65	273	T9	7,800.00
						Total	$29,682.75

DIETZ, MIKE (73.36)

Year	1st	2nd	3rd	4th	Total	Finish	Money
1953	75	74			149	W/D	
1954	75	68	69	75	287	T43	
1955	75	72	80	74	301	T65	
1958	71	73	71	75	290	T58	
						Total	

DILL, TERRY (70.47)

Year	1st	2nd	3rd	4th	Total	Finish	Money
1962	73	72	71	73	289	T56	
1965	72	68	76	70	286	T61	
1966	69	71	69	71	280	T44	$265.71
1967	66	68	69	72	275	T7	3,100.00
1968	73	70	73	70	286	T55	
1969	73	70	69	73	285	T62	160.00
1970	70	71	71	67	279	T30	593.75
1975	70	66	67	72	275	T18	2,400.00
						Total	$6,519.46

DILLARD, ANDY (70.50)

Year	1st	2nd	3rd	4th	Total	Finish	Money
1987	70	70	69	73	282	T43	$2,184.00
						Total	$2,184.00

DIMARCO, CHRIS (68.72)

Year	1st	2nd	3rd	4th	Total	Finish	Money
1994	73	71			144	CUT	
1995	72	75			147	CUT	
1998	70	64	68	72	274	T25	$15,266.66
1999	68	70	65	69	272	T20	27,083.33
2000	69	66	67	66	268	T5	98,350.00
2001	65	67	66	68	266	T3	161,200.00
2002	70	66	71	71	278	T39	14,416.00
2007	64	70	74	73	281	T46	15,810.00
2008	66	69	64	70	269	T13	106,000.00
2009	68	69	76		213	T77	10,980.00
2010	73	65	66	68	272	T27	40,800.00
2011	66	66	70	68	270	T33	33,960.00
2012	67	70	71	68	276	T47	14,584.62
						Total	$538,450.61

DIRICO, DAN (77.00)

Year	1st	2nd	3rd	4th	Total	Finish	Money
1985	74	74			148	CUT	
1987	79	76			155	CUT	
1991	83	76			159	CUT	
						Total	

DOCTOR, STEVE (72.50)

Year	1st	2nd	3rd	4th	Total	Finish	Money
1952	75	73	71	69	288	T34	
1955	70	71	72	75	288	T32	
1956	70	72	73	79	294	T68	
						Total	

DODDS, TREVOR (71.35)

Year	1st	2nd	3rd	4th	Total	Finish	Money
1986	72	70	71	72	285	T68	$1,414.00
1987	72	71			143	CUT	
1991	72	68	78	70	288	72	1,960.00
1993	72	70	70	73	285	T51	2,340.00
1994	71	69	70	70	280	T33	6,205.72
1999	68	75			143	CUT	
2000	71	66	77	69	283	80	5,040.00
2004	74	74			148	CUT	
						Total	$16,959.72

DOERING, ART (71.75)

Year	1st	2nd	3rd	4th	Total	Finish	Money
1956	70	75	72	70	287	T48	
						Total	

DOLAN, JAY (70.96)

Year	1st	2nd	3rd	4th	Total	Finish	Money
1962	71	70	75	70	286	T43	
1963	72	71	71	68	282	17	$800.00
1964	68	69	71	75	283	T53	
1965	71	72	73	68	284	T51	
1966	68	68	70	70	276	T22	1,050.00
1967	69	70	78	75	292	T68	
						Total	$1,850.00

DOMIAN, STANLEY (75.00)

Year	1st	2nd	3rd	4th	Total	Finish	Money
1955	75	74	76	75	300	64	
						Total	

DONALD, LUKE (70.33)

Year	1st	2nd	3rd	4th	Total	Finish	Money
2015	68	68	67	66	269	T7	$199,466.67
2016	71	72			143	CUT	
2017	73	68			141	CUT	
2020	68	65	73	79	286	68	15,466.00
2021	78	72			150	CUT	
2022	70	67	70	71	278	T56	19,007.00
						Total	$233,939.67

INDIVIDUAL RESULTS

DONALD, MIKE (71.30)

Year	1st	2nd	3rd	4th	Total	Finish	Money
1980	72	70			142	CUT	
1981	69	71			140	CUT	
1982	71	67	68	68	274	T44	$990.00
1984	73	76			149	CUT	
1985	71	71			142	T70	1,176.00
1986	69	68	68	69	274	T9	18,900.00
1987	70	72	72	68	282	T43	2,184.00
1988	67	70	75	70	282	T60	1,519.00
1990	73	69			142	CUT	
1991	72	72			144	CUT	
1992	70	76			146	CUT	
1993	71	70	75	75	291	T74	1,900.00
1995	72	77			149	CUT	
1996	76	72			148	CUT	
1998	74	73			147	CUT	
						Total	$26,669.00

DONALDSON, JAMIE (72.50)

Year	1st	2nd	3rd	4th	Total	Finish	Money
2016	75	70			145	CUT	
						Total	

DOSS, JACKIE (74.50)

Year	1st	2nd	3rd	4th	Total	Finish	Money
1967	72	71	75	80	298	72	
						Total	

DOU, ZECHENG (69.67)

Year	1st	2nd	3rd	4th	Total	Finish	Money
2018	74	71			145	CUT	
2023	72	63	70	68	273	T52	$47,900.00
						Total	$47,900.00

DOUGHERTY, ED (72.41)

Year	1st	2nd	3rd	4th	Total	Finish	Money
1975	69	70	69	77	285	T62	$350.00
1981	70	71			141	CUT	
1982	70	70			140	CUT	
1983	71	74			145	CUT	
1987	70	71	75	74	290	82	1,232.00
1988	73	69			142	CUT	
1990	72	75			147	CUT	
1991	74	72			146	CUT	
1992	70	77			147	CUT	
1993	79	76			155	CUT	
1994	71	70	72	69	282	T47	3,228.00
1997	80				80	W/D	
						Total	$4,810.00

DOUGLASS, BRUCE (69.90)

Year	1st	2nd	3rd	4th	Total	Finish	Money
1980	74	66	63	72	275	T23	$2,528.57
1981	69	71			140	CUT	
1982	74	68			142	CUT	
1983	71	71			142	CUT	
						Total	$2,528.57

DOUGLASS, DALE (70.04)

Year	1st	2nd	3rd	4th	Total	Finish	Money
1964	68	72	67	74	281	T32	$375.00
1967	69	74	68	68	279	T21	953.57
1968	70	69	72	69	280	T24	816.67
1969	70	68	68	71	277	T20	964.28
1970	74	67	69	70	280	T38	462.50
1971	69	68	72	74	283	T66	115.79
1972	70	69	70	73	282	T41	433.33
1974	69	71	74	67	281	T47	526.00
1977	72	69			141	W/D	
1978	66	69	67	66	268	T2	16,240.00
1980	71	67	69	71	278	T39	1,170.00
1981	72	72			144	CUT	
1982	72	70			142	CUT	
1983	69	68	71	71	279	T43	876.60
1984	75	72			147	CUT	
						Total	$22,933.74

DOUGLAS, DAVE (70.64)

Year	1st	2nd	3rd	4th	Total	Finish	Money
1952	75	72			147	W/D	
1954	73	70	68	66	277	T11	$360.00
1955	71	70	72	69	282	T9	636.67
1956	75	69	68	71	283	T28	41.25
						Total	$1,037.92

DOWDALL, JOHN (72.63)

Year	1st	2nd	3rd	4th	Total	Finish	Money
1990	76	69			145	CUT	
1993	75	77			152	CUT	
1997	69	66	70	79	284	T73	$2,865.00
						Total	$2,865.00

DOWNES, BILLY (76.00)

Year	1st	2nd	3rd	4th	Total	Finish	Money
2001	70	78			148	CUT	
2017	76	80			156	CUT	
						Total	

DOYLE, ALLEN (73.75)

Year	1st	2nd	3rd	4th	Total	Finish	Money
1996	69	77			146	CUT	
1997	73	76			149	CUT	
						Total	

DOYLE, CLINT (75.50)

Year	1st	2nd	3rd	4th	Total	Finish	Money
1980	76	75			151	CUT	
						Total	

DOYLE, MATT (74.25)

Year	1st	2nd	3rd	4th	Total	Finish	Money
1996	78	76			154	CUT	
2005	72	71			143	CUT	
						Total	

DREWITT, BRETT (75.00)

Year	1st	2nd	3rd	4th	Total	Finish	Money
2017	75	84			159	CUT	
2022	69	72			141	CUT	
						Total	

DRISCOLL, JAMES (69.03)

Year	1st	2nd	3rd	4th	Total	Finish	Money
2002	69	72	67	71	279	T49	$9,872.00
2006	73	71			144	CUT	
2008	68	75			143	CUT	
2009	68	69	68	67	272	T34	28,400.00
2010	70	68	69	65	272	T27	40,800.00
2011	69	64	64	67	264	5	240,000.00
2012	68	66	66	72	272	T18	75,600.00
2013	68	73			141	CUT	
2014	73	70			143	CUT	
2018	66	72	70	71	279	T61	14,910.10
						Total	$409,582.00

DUDEN, BOB (71.50)

Year	1st	2nd	3rd	4th	Total	Finish	Money
1952	72	67	72	75	286	T24	$165.00
1956	72	72	70	72	286	T44	
						Total	$165.00

DUFNER, JASON (70.69)

Year	1st	2nd	3rd	4th	Total	Finish	Money
2004	66	70	70	72	278	T44	$13,053.60
2007	71	70	70	74	285	T67	12,180.00
2008	67	71			138	CUT	
2013	72	69			141	CUT	
2021	72	72			144	CUT	
2023	68	77			145	CUT	
						Total	$25,233.60

DUKE, KEN (68.94)

Year	1st	2nd	3rd	4th	Total	Finish	Money
2004	68	69	70	72	279	T49	$10,365.60
2008	65	66	70	70	271	T27	40,800.00
2009	66	76			142	CUT	
2012	67	69	73	67	276	T47	14,584.62
2013	69	68	65	66	268	1	1,098,000.00
2014	65	72	71	68	276	T46	17,186.40
2015	69	68	67	66	270	10	147,200.00
2016	73	68			141	CUT	
2017	69	74			143	CUT	
2018	70	68	68	72	278	T56	15,680.00
						Total	$1,343,816.62

DUNAKEY, DOUG (70.30)

Year	1st	2nd	3rd	4th	Total	Finish	Money
1999	66	69	73	77	285	T70	$4,975.00
2000	72	72			144	CUT	
2001	67	65	71	71	274	T36	13,659.37
						Total	$18,634.37

DUNAWAY, SKIP (69.75)

Year	1st	2nd	3rd	4th	Total	Finish	Money
1980	65	73	66	73	277	T35	$1,511.25
1981	71	70			141	CUT	
1982	71	69			140	CUT	
						Total	$1,511.25

DUNCAN, TYLER (68.82)

Year	1st	2nd	3rd	4th	Total	Finish	Money
2018	68	69	68	68	273	T33	$39,550.00
2019	67	70	71	69	277	T43	21,924.00
2020	64	70	69	67	270	T32	42,254.00
2021	69	67	72	70	278	T54	17,094.00
2022	69	67	71	69	276	T46	23,678.72
2023	69	71			140	CUT	
						Total	$144,500.72

INDIVIDUAL RESULTS

DUNK, BILLY (70.63)

Year	1st	2nd	3rd	4th	Total	Finish	Money
1962	68	70	72	69	279	T13	$875.00
1963	74	68	69	75	286	T26	365.00
						Total	$1,240.00

DUNLAP, SCOTT (70.21)

Year	1st	2nd	3rd	4th	Total	Finish	Money
1996	72	71	70	78	291	T74	$2,850.00
1997	71	69	70	67	277	T29	9,537.50
1999	74	68			142	CUT	
2000	68	68	66	67	269	T9	75,600.00
2002	71	71			142	CUT	
2012	75	65	73		213	T84	10,140.00
						Total	$98,127.50

DUNN, BILL (71.00)

Year	1st	2nd	3rd	4th	Total	Finish	Money
1964	71	73	68	72	284	T55	
						Total	

DURANT, JOE (69.31)

Year	1st	2nd	3rd	4th	Total	Finish	Money
1993	73	77			150	CUT	
1997	66	69	71	69	275	T17	$21,750.00
1998	70	68	69	65	272	T16	31,000.00
1999	68	67	69	70	274	T34	12,357.14
2000	67	67	68	70	272	T18	34,080.00
2002	68	74			142	CUT	
2003	68	69	66	68	271	T7	124,666.67
2004	69	69	68	71	277	T32	20,440.00
2005	66	73	69	68	276	T31	25,499.00
2006	71	69	70	75	285	T68	8,844.00
2007	74	72			146	CUT	
2008	75	71			146	CUT	
2009	67	68	68	72	275	T51	$13,965.00
2010	66	67	70	70	273	T34	$29,025.00
2011	67	68	68	70	273	T52	$14,310.00
2014	64	72	71	67	274	T31	32,296.00
						Total	$368,232.81

DUVAL, DAVID (70.36)

Year	1st	2nd	3rd	4th	Total	Finish	Money
1993	70	72	73	68	283	T38	$3,800.00
1995	74	75			149	CUT	
1998	68	65	66	69	268	T7	64,500.00
1999	68	66	72	63	269	T11	57,500.00
2001	67	66	70	69	272	T22	27,944.28
2002	73	71			144	CUT	
2003	83				83	W/D	
2011	70	70			140	CUT	
2014	68	83			151	CUT	
						Total	$153,744.28

EAKS, R.W. (71.25)

Year	1st	2nd	3rd	4th	Total	Finish	Money
1980	71	73			144	CUT	
1998	71	70			141	CUT	
						Total	

EASTWOOD, BOB (70.17)

Year	1st	2nd	3rd	4th	Total	Finish	Money
1972	71	70	75	73	289	71	$217.39
1973	68	69	70	68	275	T39	820.00
1974	70	69	73	71	283	T57	400.00
1975	68	72	72	69	281	T45	540.00
1976	73	68	73	67	281	T41	695.34
1977	69	66	68	69	272	T11	4,252.50
1978	68	67	69	68	272	T9	4,357.50
1979	68	69	73	71	281	T47	761.25
1980	68	71	67	70	276	T30	1,863.00
1981	67	68	70	71	276	T55	666.00
1982	68	66	65	73	272	T28	1,791.81
1983	68	67	76	70	281	T56	678.00
1984	71	74	67	72	284	T33	2,210.00
1985	75	66	69	65	275	T14	10,200.00
1986	70	75			145	CUT	
1987	73	70			143	CUT	
1989	72	70			142	CUT	
1990	67	64	72	72	275	T36	4,406.25
1991	80	72			152	CUT	
1992	66	69	73	77	285	T46	2,674.28
1993	74	74			148	CUT	
1994	73	72			145	CUT	
						Total	$36,533.32

EBBETTS, J. (75.00)

Year	1st	2nd	3rd	4th	Total	Finish	Money
1953	74	76	75	75	300	T61	
						Total	

ECHAVARRIA, NICO (70.50)

Year	1st	2nd	3rd	4th	Total	Finish	Money
2023	73	68			141	CUT	
						Total	

ECKROAT, AUSTIN (68.00)

Year	1st	2nd	3rd	4th	Total	Finish	Money
2021	72	66	69	70	277	T47	$19,377.43
2023	67	65	68	67	267	T24	167,000.00
						Total	$186,377.43

EDWARDS, DANNY (70.52)

Year	1st	2nd	3rd	4th	Total	Finish	Money
1976	74	70			144	CUT	
1978	75				75	W/D	
1979	68	71	70	69	278	T32	$1,775.00
1983	68	70	68	67	273	T9	7,800.00
1984	73	71	71	71	286	T45	1,083.55
1985	71	71			142	T70	1,176.00
1986	72	73			145	CUT	
1988	69	67	69	71	276	T28	4,865.00
1989	72	70			142	CUT	
1998	71	72			143	CUT	
						Total	$16,699.55

EDWARDS, DAVID (69.89)

Year	1st	2nd	3rd	4th	Total	Finish	Money
1980	71	73			144	CUT	
1982	68	64	67	68	267	T9	$8,400.00
1983	70	70			140	CUT	
1985	70	69	70	73	282	T50	1,461.00
1986	69	71	71	66	277	T24	5,810.00
1990	72	70			142	CUT	
1991	67	69	71	68	275	T14	16,500.00
1995	69	67	67	69	272	T11	26,400.00
1997	73	70	67	73	283	T68	3,000.00
2000	73	73			146	CUT	
2002	73	74			147	CUT	
2003	68	73			141	CUT	
						Total	$61,571.00

EDWARDS, GREG (70.00)

Year	1st	2nd	3rd	4th	Total	Finish	Money
1973	68	69	72	71	280	T62	$355.00
						Total	$355.00

EDWARDS, JERRY (69.50)

Year	1st	2nd	3rd	4th	Total	Finish	Money
1964	71	66	71	68	276	T8	$1,750.00
1965	69	73	67	71	280	T21	777.77
						Total	$2,527.77

EDWARDS, JOEL (70.47)

Year	1st	2nd	3rd	4th	Total	Finish	Money
1989	73	69			142	CUT	
1990	73	70			143	CUT	
1991	69	70	71	70	280	T42	$3,072.00
1994	75	74			149	CUT	
1995	75	73			148	CUT	
1996	70	70	68	68	276	T6	52,125.00
1997	77	74			151	CUT	
2000	71	67	70	70	278	T58	6,076.00
2001	73	67	66	70	276	T45	9,076.80
2002	68	71	68	63	270	T5	152,000.00
2003	69	70	71	73	283	T63	8,400.00
						Total	$230,749.80

EGER, DAVID (70.17)

Year	1st	2nd	3rd	4th	Total	Finish	Money
1980	72	67	70	72	281	T57	$663.00
1981	70	70			140	CUT	
						Total	$663.00

EGGERS, BILL (71.00)

Year	1st	2nd	3rd	4th	Total	Finish	Money
1960	70	70	72	72	284	T37	
1962	72	74	66	72	284	T33	$190.00
						Total	$190.00

INDIVIDUAL RESULTS

EICHELBERGER, DAVE (71.24)

Year	1st	2nd	3rd	4th	Total	Finish	Money
1967	69	70	76	71	286	T52	
1968	76	73			149	CUT	
1969	70	71	68	69	278	T27	$725.00
1973	68	68	64	69	269	T13	3,600.00
1974	73	69			142	CUT	
1975	72	76			148	CUT	
1976	75				75	DQ	
1979	69	71	67	66	273	T10	7,200.00
1981	74	71			145	CUT	
1983	72	72			144	CUT	
1984	72	74			146	CUT	
1985	73	71			144	CUT	
1986	69	69	73	69	280	T43	2,045.40
1987	75	77			152	CUT	
1988	73	66	67	74	280	T51	1,657.60
1990	74	68			142	CUT	
1993	78	75			153	CUT	
						Total	$15,228.00

ELDER, BRAD (71.14)

Year	1st	2nd	3rd	4th	Total	Finish	Money
1998	72	68			140	CUT	
2000	70	74			144	CUT	
2001	70	74			144	CUT	
2002	72	68	72	72	284	T69	$8,000.00
2003	76	70			146	CUT	
2008	72	66			138	CUT	
						Total	$8,000.00

ELDER, LEE (68.67)

Year	1st	2nd	3rd	4th	Total	Finish	Money
1969	70	71	65	69	275	T13	$1,700.00
1970	70	67	72	68	277	T21	902.86
1971	70	71	74	70	285	T75	115.79
1972	64	69	69	67	269	2	14,300.00
1973	67	68	67	64	266	T3	9,750.00
1976	72	67	71	70	280	T33	1,063.13
1977	64	67	67	72	270	T6	6,825.00
1978	67	68	66	67	268	T2	16,240.00
1979	69	71	68	68	276	T20	3,026.25
1980	71	70			141	CUT	
1981	68	68	67	67	270	T15	4,357.50
1982	69	69	70	68	276	T54	681.00
1983	72	71			143	CUT	
						Total	$58,961.53

ELKINGTON, STEVE (69.90)

Year	1st	2nd	3rd	4th	Total	Finish	Money
1987	74	73			147	CUT	
1990	65	71	70	69	275	T36	$4,406.25
1994	66	73	75	73	287	T64	2,532.00
2000	71	67	64	73	275	T44	8,960.00
2001	68	72	69	71	280	T67	6,231.00
2002	70	71	72	67	280	T54	9,000.00
2005	72	72			144	CUT	
2006	72	69			141	CUT	
2007	70	72			142	CUT	
2008	70	64	66	71	271	T27	40,800.00
2009	69	68			137	W/D	
2010	66	67	73	69	275	T47	16,140.00
2011	71	69			140	CUT	
						Total	$88,069.25

ELLIOTT, JOHN (73.44)

Year	1st	2nd	3rd	4th	Total	Finish	Money
1992	86	73			159	W/D	
1993	75	74			149	CUT	
1994	72	69	71	71	283	T51	$2,862.00
1996	73	77			150	CUT	
1997	74	71			145	CUT	
1999	71	69			140	CUT	
2005	73	76			149	CUT	
						Total	$2,862.00

ELLIOTT, TIM (73.50)

Year	1st	2nd	3rd	4th	Total	Finish	Money
1995	75	72			147	CUT	
						Total	

ELLIS, DANNY (70.93)

Year	1st	2nd	3rd	4th	Total	Finish	Money
2001	72	75			147	CUT	
2002	71	67	70	70	278	T39	$14,416.00
2003	68	70	68	73	279	T42	14,000.00
2004	74	71			145	CUT	
2006	70	74			144	CUT	
						Total	$28,416.00

ELLIS, WES (69.25)

Year	1st	2nd	3rd	4th	Total	Finish	Money
1955	73	73	69	72	287	T28	$82.50
1958	68	72	63	69	272	4	1,500.00
1959	66	71	72	71	280	T11	825.00
1960	70	70	63	74	277	T7	987.50
1963	66	67	71	71	275	3	2,500.00
1966	65	65	68	70	268	2	12,000.00
1968	69	71	72	68	280	T24	816.67
						Total	$18,711.67

ELLSWORTH, KEN (71.00)

Year	1st	2nd	3rd	4th	Total	Finish	Money
1972	71	68	73	72	284	T52	$217.39
						Total	$217.39

ELS, ERNIE (68.90)

Year	1st	2nd	3rd	4th	Total	Finish	Money
2002	69	70	69	64	272	T10	$100,000.00
2015	66	76			142	CUT	
2016	72	67	70	67	276	T47	16,573.34
						Total	$116,573.34

EMMONS, BILLY (72.94)

Year	1st	2nd	3rd	4th	Total	Finish	Money
1957	75	71	74	75	295	T58	
1960	71	72	75	76	294	T64	
1963	71	72	76	77	296	T71	
1966	70	67	74	71	282	T59	
						Total	

ENGLER, JR., JOHN (74.00)

Year	1st	2nd	3rd	4th	Total	Finish	Money
2006	72	76			148	CUT	
						Total	

ENGLISH, HARRIS (68.89)

Year	1st	2nd	3rd	4th	Total	Finish	Money
2012	69	71	67	72	279	T64	$12,600.00
2013	72	67	69	70	278	T43	19,626.00
2014	66	64	72	67	269	T7	186,775.00
2015	64	71	67	71	273	T25	41,234.29
2017	67	75			142	CUT	
2018	68	80			148	CUT	
2019	71	66	72		210	T71	13,824.00
2021	67	68	67	65	267	1	1,332,000.00
2022	66	65	69	71	271	T19	106,101.66
2023	69	66	70	70	275	T60	
						Total	$1,712,160.95

ENNIS, JOE (79.50)

Year	1st	2nd	3rd	4th	Total	Finish	Money
1991	83	76			159	W/D	
						Total	

ERICKSON, BOB (70.88)

Year	1st	2nd	3rd	4th	Total	Finish	Money
1971	68	70	74	73	285	T75	$115.00
1975	71	70	73	68	282	T54	445.00
						Total	$560.00

ERNST, DEREK (69.58)

Year	1st	2nd	3rd	4th	Total	Finish	Money
2013	73	69			142	CUT	
2014	70	72			142	CUT	
2015	68	67	67	74	276	T54	$14,528.00
2016	68	69	70	68	275	T38	25,740.00
						Total	$40,268.00

ERSKINE, RANDY (71.25)

Year	1st	2nd	3rd	4th	Total	Finish	Money
1977	68	71	76	70	285	T76	
						Total	

ESSIG, DON (72.13)

Year	1st	2nd	3rd	4th	Total	Finish	Money
1961	71	70	72	73	286	T57	
1963	74	72	74	71	291	T55	
						Total	

ESTES, BOB (69.72)

Year	1st	2nd	3rd	4th	Total	Finish	Money
1992	68	69	68	72	277	T5	$36,500.00
1993	74	73			147	CUT	
1995	64	72	68	67	271	T8	34,800.00
1996	71	70	69	73	283	T37	6,300.00
1999	69	69	70	71	279	T58	5,550.00
2008	69	68	64	71	272	T34	32,400.00
2017	74				74	WD	
2018	69	71			140	CUT	

INDIVIDUAL RESULTS

						Total	$115,550.00

ESTES, JIM (69.50)

Year	1st	2nd	3rd	4th	Total	Finish	Money
1998	67	70	69	72	278	T56	$4,460.00
						Total	$4,460.00

ETULIAN, JULIAN (70.80)

Year	1st	2nd	3rd	4th	Total	Finish	Money
2017	71	68	73		212	T75	$12,580.00
2019	72	70			142	CUT	
						Total	$12,580.00

EUBANK, TOM (74.50)

Year	1st	2nd	3rd	4th	Total	Finish	Money
1990	74	75			149	CUT	
						Total	

EVANS, MAX (70.63)

Year	1st	2nd	3rd	4th	Total	Finish	Money
1952	74	73	73	66	286	T24	$165.00
1953	68	71	69	65	273	T3	1,100.00
1954	70	73	71	75	289	T50	
1955	73	68	71	70	282	T9	636.67
						Total	$1,901.67

EVANS, TOM (69.00)

Year	1st	2nd	3rd	4th	Total	Finish	Money
1973	69	71	66	66	272	T23	$1,653.34
1974	73	68	69	70	280	T44	660.00
						Total	$2,313.34

EVANS, TONY (72.25)

Year	1st	2nd	3rd	4th	Total	Finish	Money
1966	74	68	75	72	289	74	
						Total	

EVERY, MATTHEW (70.90)

Year	1st	2nd	3rd	4th	Total	Finish	Money
2006	75	69			144	CUT	
2007	74	76			150	CUT	
2010	69	67	68	69	273	T34	$29,025.00
2013	72	74			146	CUT	
2015	68	72			140	CUT	
2017	66	72	69	69	276	T35	31,407.50
2018	73	75			148	CUT	
2020	70	71			141	CUT	
						Total	$60,432.50

EWING, JACK (69.45)

Year	1st	2nd	3rd	4th	Total	Finish	Money
1971	65	67	70	68	270	T4	$4,290.00
1972	67	69	73	69	278	T18	1,351.88
1973	71	68	66	67	272	T23	1,653.33
1974	69	68	74	73	284	T64	345.00
1976	69	73	70	73	285	T57	430.60
						Total	$8,070.81

EZINICKI, BILL (72.05)

Year	1st	2nd	3rd	4th	Total	Finish	Money
1952	75	72	71	75	293	T45	
1953	73	73	70	75	291	T48	
1954	70	70	74	73	287	T43	
1958	71	71	71	66	279	T20	$350.00
1963	72	71	72	76	291	T55	
						Total	$350.00

FABEL, BRAD (70.19)

Year	1st	2nd	3rd	4th	Total	Finish	Money
1985	72	69	75	72	288	T62	$1,290.00
1986	69	74			143	CUT	
1987	72	71			143	CUT	
1990	67	65	67	70	269	T2	66,000.00
1991	73	70			143	CUT	
1992	70	71	74	75	290	T73	1,910.00
1997	72	69	66	69	276	T21	14,081.25
1998	66	74			140	CUT	
1999	69	67	71	68	275	T41	9,250.00
2000	67	70	71	71	279	T66	5,656.00
						Total	$98,187.25

FADEL, ALAN (71.50)

Year	1st	2nd	3rd	4th	Total	Finish	Money
1980	73	70			143	CUT	
						Total	

FAIRFIELD, DON (70.77)

Year	1st	2nd	3rd	4th	Total	Finish	Money
1955	71	73	67	73	284	T15	$338.33
1956	69	77	63	66	275	T3	1,116.67
1957	71	71	70	68	280	T15	490.00
1958	68	71	73	69	281	T31	115.00
1959	74	69	75	71	289	T48	
1960	66	74	69	72	281	T20	330.00
1962	70	74	74		218	W/D	
1963	71	71	72	72	286	T26	365.00
						Total	$2,755.00

FALDO, NICK (69.50)

Year	1st	2nd	3rd	4th	Total	Finish	Money
2001	66	73	72	67	278	T55	$6,975.00
						Total	$6,975.00

FARLOW, SAM (71.25)

Year	1st	2nd	3rd	4th	Total	Finish	Money
1976	74	68	69	74	285	T57	$430.60
						Total	$430.60

FARMER, PAUL (71.75)

Year	1st	2nd	3rd	4th	Total	Finish	Money
1960	72	71	71	73	287	T53	
						Total	

FARRELL, BILLY (71.75)

Year	1st	2nd	3rd	4th	Total	Finish	Money
1962	72	70	74	71	287	T48	
						Total	

FARROW, GREG (76.75)

Year	1st	2nd	3rd	4th	Total	Finish	Money
1984	77	84			161	CUT	
1988	75	71			146	CUT	
						Total	

FASTH, NICLAS (71.00)

Year	1st	2nd	3rd	4th	Total	Finish	Money
2004	69	73			142	CUT	
						Total	

FATHAUER, DEREK (71.00)

Year	1st	2nd	3rd	4th	Total	Finish	Money
2009	71	70			141	CUT	
2015	70	71			141	CUT	
2016	73	68			141	CUT	
2017	71	74			145	CUT	
2018	69	73			142	CUT	
						Total	

FAXON, BRAD (70.24)

Year	1st	2nd	3rd	4th	Total	Finish	Money
1983	69	74			143	CUT	
1984	70	70	73	75	288	T63	$844.00
1985	72	67	71	71	281	T45	1,756.80
1986	70	72	69	76	287	72	1,372.00
1987	70	72	69	71	282	T43	2,184.00
1988	65	69	69	69	272	T8	19,600.00
1989	68	74			142	CUT	
1990	70	70			140	CUT	
1991	69	70	70	68	277	T24	8,300.00
1992	73	74			147	CUT	
1993	67	71	75	66	279	T16	15,500.00
1994	71	69	64	72	276	T15	19,200.00
1995	74	67	71	71	283	T66	2,448.00
1996	68	70	71	68	277	8	46,500.00
1997	67	71	69	73	280	T53	3,408.75
1998	68	70	74	66	278	T56	4,460.00
2000	65	68	71	70	274	T32	13,626.67
2001	72	72			144	CUT	
2002	74	66	69	73	282	T63	8,400.00
2003	67	73	72	66	278	T36	18,433.34
2004	69	68	70	67	274	T13	69,825.00
2005	69	71	65	61	266	1	774,000.00
2006	74	71			145	CUT	
2007	65	74	70	69	278	T33	33,900.00
2009	74	65			139	CUT	
2010	75	73			148	CUT	
2011	72	73			145	CUT	
2012	76	76			152	CUT	
2013	69	77			146	CUT	

INDIVIDUAL RESULTS

						Total	$1,043,758.56

FAZIO, GEORGE (70.00)

Year	1st	2nd	3rd	4th	Total	Finish	Money
1954	75	71	67	68	281	T22	$180.00
1957	71	69	70	69	279	T10	670.00

FEATHER, RANDY (69.75)

Year	1st	2nd	3rd	4th	Total	Finish	Money
1975	70	72	68	69	279	T34	$988.57
						Total	$988.57

FEHERTY, DAVID (69.75)

Year	1st	2nd	3rd	4th	Total	Finish	Money
1994	73	68	69	69	279	T26	$8,520.00
						Total	$8,520.00

FEHR, RICK (70.42)

Year	1st	2nd	3rd	4th	Total	Finish	Money
1985	77	71			148	CUT	
1987	75	74			149	CUT	
1989	71	67	65	70	273	T12	$22,000.00
1990	73	69			142	CUT	
1991	68	67	66	70	271	T2	88,000.00
1992	66	72	69	73	280	T15	14,525.00
1993	75	72			147	CUT	
1994	71	75			146	CUT	
1996	69	73	69	71	282	T30	8,914.28
1997	72	68	70	65	275	T17	21,750.00
1998	70				70	DQ	
1999	70	71			141	CUT	
						Total	$155,189.28

FEMINELLI, AL (72.75)

Year	1st	2nd	3rd	4th	Total	Finish	Money
1963	71	73	76	71	291	T55	
						Total	

FERENZ, JACK (71.60)

Year	1st	2nd	3rd	4th	Total	Finish	Money
1980	72	70			142	CUT	
1982	72	71			143	CUT	
1984	73	77			150	CUT	
1990	69	70	71	71	281	T68	$2,030.00
						Total	$2,030.00

FERGUS, KEITH (70.28)

Year	1st	2nd	3rd	4th	Total	Finish	Money
1979	66	69	71	68	274	T14	$5,250.00
1980	70	69	65	70	274	T17	4,060.00
1981	70	69	66	71	276	T55	666.00
1984	69	76	70	71	286	T45	1,083.56
1985	73	72			145	CUT	
1986	71	71	69	70	281	T53	1,612.80
1995	71	75			146	CUT	
1996	73	70	75	73	291	T74	2,850.00
1997	70	70	69	73	282	T66	3,105.00
1998	69	68	68	70	275	T31	11,860.00
						Total	$30,487.36

FERGUSON, BEN (71.50)

Year	1st	2nd	3rd	4th	Total	Finish	Money
2001	71	72			143	CUT	
						Total	

FERNANDEZ-CASTANO, GONZALO (69.59)

Year	1st	2nd	3rd	4th	Total	Finish	Money
2013	70	71			141	CUT	
2014	68	68	71	66	273	T26	$45,880.00
2015	68	71			139	CUT	
2017	69	72			142	CUT	
						Total	$45,880.00

FERREE, JIM (70.18)

Year	1st	2nd	3rd	4th	Total	Finish	Money
1957	69	68	71	75	283	T31	$25.00
1961	69	66	71	70	276	T9	1,016.67
1962	72	72	69	66	279	T13	875.00
1963	71	66	76	75	288	T42	85.00
1964	66	68	74	70	278	T15	872.22
1965	70	72	71	69	282	T37	350.00
1966	72	69	73	65	279	T38	481.67
						Total	$3,705.56

FERRELL, GENE (70.25)

Year	1st	2nd	3rd	4th	Total	Finish	Money
1970	71	67	72	71	281	T42	$286.66
						Total	$286.66

FERRIE, KENNETH (69.50)

Year	1st	2nd	3rd	4th	Total	Finish	Money
2008	68	71			139	CUT	
						Total	

FERRIELL, JAMES (68.00)

Year	1st	2nd	3rd	4th	Total	Finish	Money
1973	67	67	70	68	272	T23	$1,653.33
						Total	$1,653.33

FERRIER, JIM (69.92)

Year	1st	2nd	3rd	4th	Total	Finish	Money
1952	73	72	70	72	287	T29	$120.00
1953	66	67	69	68	270	2	1,800.00
1961	68	74	70	70	282	T38	
						Total	$1,920.00

FETCHICK, MIKE (70.78)

Year	1st	2nd	3rd	4th	Total	Finish	Money
1954	73	72	73	73	291	T60	
1955	68	76	72	71	287	T28	$82.50
1956	69	70	72	68	279	T15	367.50
1957	72	65	71	72	280	T15	490.00
1958	68	73	72	74	287	T51	
1966	72	70	68	70	280	T44	265.72
1968	69	70	73	66	278	T14	1,800.00
1970	69	67	71	76	283	T56	173.92
						Total	$3,179.64

FEZLER, FORREST (70.08)

Year	1st	2nd	3rd	4th	Total	Finish	Money
1972	71	68	72	73	284	T52	$217.39
1973	69	70	70	69	278	T57	420.00
1974	69	70	68	74	281	T47	526.00
1977	70	70	68	68	276	T25	1,585.50
1979	68	69	72	70	279	T35	1,511.25
1983	69	69	74	70	282	T59	660.00
1988	69	73			142	CUT	
						Total	$4,920.14

FINAU, TONY (68.58)

Year	1st	2nd	3rd	4th	Total	Finish	Money
2015	68	69	66	70	273	T25	$41,234.29
2016	69	68	69	67	273	T25	47,226.67
2017	70	67	70	67	274	T17	83,111.11
2019	71	71			142	CUT	
2020	68	69			137	CUT	
2021	76	67			143	CUT	
2022	68	68	65	69	270	T13	159,775.00
2023	69	66	66	70	271	T45	61,200.00
						Total	$392,547.07

FINGER, SHERMAN (72.50)

Year	1st	2nd	3rd	4th	Total	Finish	Money
1972	70	71	72	77	290	72	$217.39
						Total	$217.39

FINSTERWALD, DOW (69.78)

Year	1st	2nd	3rd	4th	Total	Finish	Money
1952	73	73	71	67	284	T14	$264.00
1955	70	72	68	71	281	8	800.00
1956	74	64	71	69	278	T12	500.00
1957	70	67	72	67	276	T4	1,100.00
1958	68	66	69	68	271	T2	2,050.00
1959	73	69	71	74	287	T35	44.29
1960	67	67	70	73	277	T7	987.50
1961	73	67	70	69	279	T17	570.00
						Total	$6,315.79

FIORI, ED (70.86)

Year	1st	2nd	3rd	4th	Total	Finish	Money
1979	69	71	68	69	277	T28	$2,085.00
1980	72	72			144	CUT	
1985	74	69			143	CUT	
1986	75	76			151	CUT	
1987	72	68	69	70	279	T29	4,550.00
1989	67	69	74	69	279	T47	2,568.57
1990	71	67	74	71	283	T70	1,990.00
1991	71	70	70	72	283	T62	2,120.00
1992	69	73	69	75	286	T53	2,304.00
1993	67	73	76	70	286	T58	2,190.00
1995	70	68	67	74	279	T45	3,432.00
1996	70	74			144	CUT	
2001	69	73			142	CUT	
						Total	$21,239.57

FISCHER, TODD (68.64)

Year	1st	2nd	3rd	4th	Total	Finish	Money
2003	66	69	69	65	269	3	$272,000.00
2004	71	69	67	66	273	T9	109,200.00
2005	73	69			142	CUT	
2006	66	68	70	73	277	T31	23,906.66
						Total	$405,106.66

INDIVIDUAL RESULTS

FITZHUGH, WOODY (70.50)

Year	1st	2nd	3rd	4th	Total	Finish	Money
1980	70	71			141	CUT	
						Total	

FITZPATRICK, MATTHEW (68.33)

Year	1st	2nd	3rd	4th	Total	Finish	Money
2020	70	68			138	CUT	
2023	67	67	70	68	272	T49	$51,533.33
						Total	$51,533.33

FLANAGAN, NICK (71.25)

Year	1st	2nd	3rd	4th	Total	Finish	Money
2004	74	69			143	CUT	
2008	74	73			147	CUT	
						Total	

FLANNERY, JOHN (74.75)

Year	1st	2nd	3rd	4th	Total	Finish	Money
1993	72	73			145	CUT	
1994	80	74			154	CUT	
						Total	

FLAVIN, PATRICK (70.00)

Year	1st	2nd	3rd	4th	Total	Finish	Money
2022	69	71			140	CUT	
						Total	

FLECK, JACK (69.75)

Year	1st	2nd	3rd	4th	Total	Finish	Money
1954	71	70	70	68	279	T18	$225.00
1958	70	67	72	73	282	T35	20.00
1960	69	65	65	71	270	T2	2,050.00
1963	72	71	73	69	285	T21	532.00
						Total	$2,827.00

FLECKMAN, MARTY (69.75)

Year	1st	2nd	3rd	4th	Total	Finish	Money
1974	70	68	71	70	279	T33	$949.09
						Total	$949.09

FLEETWOOD, TOMMY (68.50)

Year	1st	2nd	3rd	4th	Total	Finish	Money
2019	66	69	67	69	271	T13	$144,000.00
2022	69	66	70	71	276	T46	23,678.71
2023	69	69			138	CUT	
						Total	$167,678.71

FLEISHER, BRUCE (71.17)

Year	1st	2nd	3rd	4th	Total	Finish	Money
1981	77	76			153	CUT	
1984	77	77			154	CUT	
1991	72	73			145	CUT	
1992	69	71	74	68	282	T26	$6,665.00
1993	71	65	73	69	278	T11	21,200.00
1994	72	70			142	CUT	
1995	71	67	66	73	277	T33	6,480.00
1996	68	70	71	72	281	T25	11,700.00
1997	70	76			146	CUT	
1998	69	70	68	70	277	T47	5,022.23
						Total	$51,067.23

FLEMING, PETE (71.63)

Year	1st	2nd	3rd	4th	Total	Finish	Money
1952	72	70	80	71	293	T45	
1953	69	73	68	70	280	T16	$225.00
						Total	$225.00

FLESCH, STEVE (69.50)

Year	1st	2nd	3rd	4th	Total	Finish	Money
1998	71	66	67	70	274	T25	$15,266.67
1999	70	72			142	CUT	
2000	67	67	67	67	268	T5	98,350.00
2001	68	78			146	CUT	
2006	69	70	64	71	274	T9	101,828.57
2007	71	69	72	73	285	T67	12,180.00
2009	71	68			139	CUT	
2010	68	73			141	CUT	
2011	68	68	70	63	269	T24	$46,425.00
2012	76	71			147	CUT	
						Total	$274,050.24

FLORES, MARTIN (71.67)

Year	1st	2nd	3rd	4th	Total	Finish	Money
2010	74	74			148	CUT	
2013	74	70			144	CUT	
2015	71	70			141	CUT	
2017	73	72			145	CUT	
2018	68	70	72	72	282	T72	$13,650.00
						Total	$13,650.00

FLOYD, RAYMOND (69.02)

Year	1st	2nd	3rd	4th	Total	Finish	Money
1964	69	67	74	71	281	T32	$375.00
1967	68	70	68	68	274	T3	5,150.00
1968	69	67	68	67	271	3	7,500.00
1969	72	73			145	CUT	
1973	67	68	73	69	277	T50	470.00
1974	69	68	69	66	272	2	22,800.00
1975	67	69	71	65	272	T9	5,200.00
1976	73	67	67	65	272	T5	7,271.25
1978	69	68	70	70	277	T43	735.00
1979	70	69	67	67	273	T10	7,200.00
1980	72	67	71	71	281	T57	663.00
1982	65	65	67	68	265	T2	26,400.00
1983	68	71	68	69	276	T23	2,528.57
1984	72	70	67	74	283	T28	2,720.00
1985	64	68	68	72	272	T4	26,400.00
1986	72	71			143	CUT	
1987	73	72			145	CUT	
						Total	$115,412.82

FLOYD, ROBERT (73.50)

Year	1st	2nd	3rd	4th	Total	Finish	Money
1995	76	71			147	CUT	
						Total	

FOLEY, KEVIN (70.50)

Year	1st	2nd	3rd	4th	Total	Finish	Money
2014	71	70			141	CUT	
						Total	

FORD, BOBBY (72.25)

Year	1st	2nd	3rd	4th	Total	Finish	Money
1962	72	73	73	74	292	T60	
1965	73	71	73	69	286	T61	
						Total	

FORD, DOUG (70.08)

Year	1st	2nd	3rd	4th	Total	Finish	Money
1952	71	70	71	68	280	T6	$750.00
1953	69	68	72	68	277	T12	380.00
1954	70	67	66	72	275	T4	1,000.00
1955	71	66	75	77	289	T34	
1956	70	70	71	70	281	T21	230.00
1957	69	69	65	73	276	T4	1,100.00
1958	65	74	70	66	275	T13	725.00
1959	70	69	69	66	274	3	1,800.00
1960	67	69	72	69	277	T7	987.50
1961	69	68	73	72	282	T38	
1962	70	71	70	71	282	T21	450.00
1963	69	71	71	66	277	4	2,200.00
1964	68	74	70	70	282	T42	
1967	68	67	69	70	274	T3	5,150.00
1968	70	71	72	75	288	T63	
1970	73	69	71	68	281	T42	286.67
1971	76	73			149	CUT	
1975	69	70	70	72	281	T45	540.00
1980	75	73			148	CUT	
1981	70	69	68	71	278	T67	609.00
						Total	$16,208.17

FORD, SCOTT (71.00)

Year	1st	2nd	3rd	4th	Total	Finish	Money
1995	69	70	75	70	284	T71	$2,364.00
						Total	$2,364.00

FORSMAN, DAN (69.74)

Year	1st	2nd	3rd	4th	Total	Finish	Money
1984	71	79			150	CUT	
1985	70	70	69	66	275	T14	$10,200.00
1986	65	68	72	70	275	T12	13,300.00
1987	65	69	69	67	270	T2	61,600.00
1988	73	67	74	71	285	T68	1,414.00
1989	70	70			140	DQ	
1990	65	74	71	64	274	T27	6,516.67
1991	67	67	71	69	274	T10	24,000.00
1992	69	69	68	70	276	T2	74,666.67
1993	66	69	72	65	272	T2	88,000.00
1994	70	70	71	72	283	T51	2,862.00
1996	71	72	73	71	287	T61	3,195.00
1999	69	68	68	71	276	T46	6,587.50
2000	64	71	71	67	273	T25	20,920.00
2001	72	71			143	CUT	
2002	68	70	69	64	271	T7	124,666.67
2003	71	71			142	CUT	
2004	77	74			151	CUT	
2005	67	74			141	CUT	
2006	71	74			145	CUT	
						Total	$437,928.51

INDIVIDUAL RESULTS

FOSTEY, ERIN (72.50)

Year	1st	2nd	3rd	4th	Total	Finish	Money
1982	74	71			145	CUT	
						Total	

FOUGHT, JOHN (69.40)

Year	1st	2nd	3rd	4th	Total	Finish	Money
1979	68	67	69	70	274	T14	$5,250.00
1980	67	66	68	70	271	T5	10,170.00
1981	71	70			141	CUT	
1982	73	73			146	CUT	
1983	68	71	69	68	276	T23	2,528.58
1984	67	74	71	68	280	T16	6,200.00
						Total	$24,148.58

FOWLER, DAVE (75.00)

Year	1st	2nd	3rd	4th	Total	Finish	Money
1980	76	74			150	CUT	
						Total	

FOWLER, RICKIE (68.89)

Year	1st	2nd	3rd	4th	Total	Finish	Money
2009	72	73			145	CUT	
2010	71	65	68	66	270	T13	$99,750.00
2013	72	68	70	64	274	T13	111,020.00
2021	69	75			144	CUT	
2022	72	71			143	CUT	
2023	70	65	60	69	264	T13	405,000.00
						Total	$210,770.00

FRANCO, CARLOS (70.25)

Year	1st	2nd	3rd	4th	Total	Finish	Money
2006	71	70			141	CUT	
2008	71	69			140	CUT	
						Total	

FRASER, HOWELL (70.25)

Year	1st	2nd	3rd	4th	Total	Finish	Money
2015	73	69			142	CUT	
						Total	

FRAUSTRO, OSCAR (71.00)

Year	1st	2nd	3rd	4th	Total	Finish	Money
1969	71	70	71	69	281	T42	$297.50
						Total	$297.50

FRAZAR, HARRISON (70.27)

Year	1st	2nd	3rd	4th	Total	Finish	Money
1998	66	67	73	72	278	T56	$4,460.00
1999	68	70	69	66	273	T26	17,375.00
2000	77	70			147	CUT	
2003	72	80			152	CUT	
2005	73	69			142	CUT	
2006	65	71	65	75	276	T21	39,160.00
2008	69	68	71	71	279	T62	12,900.00
2009	71	69			140	CUT	
2010	73	67			140	CUT	
						Total	$73,895.00

FREEMAN, CODY (71.00)

Year	1st	2nd	3rd	4th	Total	Finish	Money
2008	73	69			142	CUT	
						Total	

FREEMAN, ROBIN (70.60)

Year	1st	2nd	3rd	4th	Total	Finish	Money
1989	70	70	74	67	281	T60	$2,170.00
1992	67	73	75	75	290	T73	1,910.00
1994	74	73			147	CUT	
1995	75	70			145	CUT	
1996	68	72	71	69	280	T18	18,257.14
2000	71	70			141	CUT	
2001	73	67	74	68	282	T75	5,859.00
2002	69	70	70	67	276	T27	27,800.00
2003	69	69	67	71	276	T26	28,400.00
						Total	$84,396.14

FRIEND, BOB (71.00)

Year	1st	2nd	3rd	4th	Total	Finish	Money
1992	71	71	70	70	282	T26	$6,665.00
1993	72	75			147	CUT	
1998	74	68			142	CUT	
1999	68	71	77	72	288	73	4,850.00
2000	68	71	73	65	277	T53	6,451.20
						Total	$17,966.20

FRILLMAN, JOHN (69.70)

Year	1st	2nd	3rd	4th	Total	Finish	Money
1961	68	71	66	70	275	T7	$1,250.00
						Total	$1,250.00

FRITSCH, BRAD (70.00)

Year	1st	2nd	3rd	4th	Total	Finish	Money
2013	70	69	70	70	279	T51	$14,500.00
2014	65	76			141	CUT	
2017	70	67	72	68	277	T43	19,869.60
						Total	$34,369.60

FRITTELLI, DYLAN (71.25)

Year	1st	2nd	3rd	4th	Total	Finish	Money
2019	70	70			140	CUT	
2020	71	70			141	CUT	
2021	74	70			144	CUT	
2022	73	72			145	CUT	
						Total	

FROST, DAVID (70.34)

Year	1st	2nd	3rd	4th	Total	Finish	Money
1985	74	69			143	CUT	
1986	75	68			143	CUT	
1987	76	69			145	CUT	
1989	69	65	70	71	275	T17	$12,222.22
1992	68	76			144	CUT	
1994	65	68	66	69	268	1	216,000.00
1995	74	70			144	CUT	
1996	69	76			145	CUT	
1998	73	71			144	CUT	
1999	70	69	68	70	277	T54	5,750.00
2000	75	73			148	CUT	
2001	69	68	69	67	273	T29	19,286.43
2002	72	68	67	65	272	T10	100,000.00
2003	75	68			143	CUT	
2004	73	69			142	CUT	
2005	71	74			145	CUT	
2006	73	71			144	CUT	
						Total	$353,258.65

FRYATT, EDWARD (68.08)

Year	1st	2nd	3rd	4th	Total	Finish	Money
2000	67	64	66	71	268	T5	$98,350.00
2001	65	67	72	68	272	T22	27,944.29
2002	72	68	68	69	277	T33	21,133.33
						Total	$147,427.62

FUCHS, AL (71.88)

Year	1st	2nd	3rd	4th	Total	Finish	Money
1963	72	73	72	75	292	T62	
1966	69	72	74	68	283	T63	
						Total	

FUHRER, FRANK (73.50)

Year	1st	2nd	3rd	4th	Total	Finish	Money
1984	71	73	79	71	294	78	$736.00
						Total	$736.00

FULTON, KEN (71.25)

Year	1st	2nd	3rd	4th	Total	Finish	Money
1968	70	73	73	69	285	T43	$171.67
						Total	$171.67

FUNK, FRED (69.52)

Year	1st	2nd	3rd	4th	Total	Finish	Money
1989	71	69	73	71	284	T70	$1,980.00
1990	76				76	W/D	
1992	72	68	72	75	287	T58	2,170.00
1996	71	71	70	74	286	T56	3,360.00
1997	69	69	68	71	277	T29	9,537.50
1998	70	66	65	66	267	T4	82,666.67
1999	67	68	69	68	272	T20	27,083.34
2000	68	71	71	68	278	T58	6,076.00
2003	74	71			145	CUT	
2004	66	66	69	70	271	T3	218,400.00
2005	72	70			142	CUT	
2006	70	69	73	69	281	T53	10,090.66
2007	70	65	67	69	271	5	240,000.00
2008	66	68	65	74	273	T37	25,800.00
						Total	$627,164.17

FUNSETH, ROD (69.74)

Year	1st	2nd	3rd	4th	Total	Finish	Money
1966	70	71	67	69	277	T26	$800.00
1967	69	71	74	72	286	T52	
1968	70	70	70	71	281	T30	675.00
1970	74	67	74	71	286	T65	173.91
1974	71	69	71	70	281	T47	526.00
1976	72	67	71	69	279	T26	1,491.00
1977	69	67	70	68	274	T17	2,730.00
1978	65	67	68	64	264	1	42,000.00
1979	69	70	72	69	280	T39	1,140.00
1980	72	67	70	71	280	T54	690.00
1981	72	69			141	CUT	
						Total	$50,225.91

INDIVIDUAL RESULTS

FURGOL, ED (72.75)

Year	1st	2nd	3rd	4th	Total	Finish	Money
1958	70	69	76	76	291	T62	
						Total	

FURGOL, MARTY (70.41)

Year	1st	2nd	3rd	4th	Total	Finish	Money
1952	70	71	72	68	281	T8	$513.34
1953	69	72	73	66	280	T16	225.00
1954	71	69	66	69	275	T4	1,000.00
1955	71	70	71	71	283	T12	500.00
1956	71	71	69	73	284	T37	
1957	73	70	72	70	285	T35	
1958	65	71	75	73	284	T42	
1965	73	71	68	69	281	T30	550.00
						Total	$2,788.34

FURYK, JIM (68.88)

Year	1st	2nd	3rd	4th	Total	Finish	Money
1994	75	75			150	CUT	
2000	66	66	67	67	266	4	$134,400.00
2001	72	67	71	69	279	T61	6,603.00
2011	68	69			137	CUT	
2016	73	66	72	58	269	T5	231,825.00
2017	67	68	72	68	275	T26	46,277.78
2018	68	72			141	CUT	
2020	69	65	70	70	274	T54	17,316.00
						Total	$436421.78

GAGE, BOBBY (72.80)

Year	1st	2nd	3rd	4th	Total	Finish	Money
1989	71	76			147	CUT	
1993	77	82			159	CUT	
1998	72	66	70	72	280	T65	$4,160.00
2000	70	72			142	CUT	
						Total	$4,160.00

GAGE, JOHN (72.50)

Year	1st	2nd	3rd	4th	Total	Finish	Money
1990	73	72			145	CUT	
						Total	

GAINEY, TOMMY (68.45)

Year	1st	2nd	3rd	4th	Total	Finish	Money
2008	70	71			141	CUT	
2009	67	75			142	CUT	
2011	66	69	65	68	268	T17	$78,514.28
2012	66	68	70	68	272	T18	75,600.00
2013	66	67	70	72	275	T18	76,860.00
2014	70	66	67	68	271	T18	78,120.00
						Total	$309,094.28

GAJDA, BOB (70.75)

Year	1st	2nd	3rd	4th	Total	Finish	Money
1952	70	74	69	74	287	T29	$120.00
1953	70	72	68	69	279	15	280.00
						Total	$400.00

GALESKI, JOHN (73.27)

Year	1st	2nd	3rd	4th	Total	Finish	Money
1952	76	73	76		225	W/D	
1955	71	76	72	72	291	T42	
1959	70	75	69	76	290	T51	
						Total	

GALLAGHER, JEFF (71.20)

Year	1st	2nd	3rd	4th	Total	Finish	Money
1996	75	72			147	CUT	
1998	68	67	72	69	276	T36	$8,209.09
1999	74	70			144	CUT	
2003	73	72			145	CUT	
						Total	$8,209.09

GALLAGHER, JR., JIM (70.00)

Year	1st	2nd	3rd	4th	Total	Finish	Money
1984	71	72	69	72	284	T33	$2,210.00
1986	71	68	72	65	276	T18	8,820.00
1987	68	74	69	73	284	T58	1,533.00
1988	68	71	69	69	277	T32	4,051.50
1989	70	68	68	72	278	T41	3,600.00
1990	71	66	68	69	274	T27	6,516.66
1991	68	65	70	69	272	T4	41,333.33
1992	69	74			143	CUT	
1997	69	74	68	70	281	T61	3,210.00
1998	77	68			145	CUT	
1999	71	69			140	CUT	
2003	71	75			146	CUT	
						Total	$71,274.49

GAMEZ, ROBERT (70.45)

Year	1st	2nd	3rd	4th	Total	Finish	Money
1992	71	68	76	72	287	T58	$2,170.00
1996	71	68	66	75	280	T18	18,257.14
1997	76	74			150	CUT	
2000	64	70	70	67	271	T14	49,000.00
2002	70	69	71	70	280	T54	9,000.00
2003	70	69	70	73	282	T58	8,800.00
2004	69	66	70	78	283	T67	8,526.00
2005	69	70	71	74	284	T69	8,643.00
2006	71	66	68	71	276	T21	39,160.00
2007	70	69	73	73	285	T67	12,180.00
2008	71	69			140	CUT	
						Total	$155,736.14

GANGLUFF, STEPHEN (70.80)

Year	1st	2nd	3rd	4th	Total	Finish	Money
2002	73	70			143	CUT	
2012	67	71	73		211	T76	$11,040.00
						Total	$11,040.00

GARBER, JOEY (71.50)

Year	1st	2nd	3rd	4th	Total	Finish	Money
2014	72	72			144	CUT	
2019	71	71			142	CUT	
						Total	$11,040.00

GARCIA, SERGIO (67.85)

Year	1st	2nd	3rd	4th	Total	Finish	Money
2002	69	67	69	70	275	T20	$41,714.29
2009	67	69	71	66	273	T43	20,400.00
2014	65	69	65	67	266	T2	545,600.00
2015	67	68	66	72	273	T25	41,234.28
2020	64	70	70	66	270	T32	42,254.00
						Total	$691,202.57

GARDINER, SCOTT (75.50)

Year	1st	2nd	3rd	4th	Total	Finish	Money
2013	72	70			142	CUT	
2014	75	77			152	CUT	
						Total	

GARDNER, BUDDY (70.79)

Year	1st	2nd	3rd	4th	Total	Finish	Money
1980	67	71	67	74	279	T46	$790.50
1981	68	70	68	70	276	T55	666.00
1982	69	71			140	CUT	
1983	69	68	76	73	286	67	618.00
1984	68	79			147	CUT	
1985	69	71	71	68	279	T37	2,580.00
1986	71	72			143	CUT	
1987	73	74			147	CUT	
1988	70	74			144	CUT	
1989	72	74			146	CUT	
1990	67	72	68	70	277	T45	2,752.50
1992	69	74			143	CUT	
						Total	$7,407.00

GARNER, TOM (72.75)

Year	1st	2nd	3rd	4th	Total	Finish	Money
1987	75	74			149	CUT	
1994	73	69			142	CUT	
						Total	

GARNETT, BRICE (69.20)

Year	1st	2nd	3rd	4th	Total	Finish	Money
2014	67	68	72	78	285	T75	$11,718.00
2015	66	69	66	71	272	T20	71, 936
2018	70	72			142	CUT	
2019	70	69			139	CUT	
2020	69	68			137	CUT	
2021	65	68	69	68	270	T5	253,820.00
2022	72	67			139	CUT	
						Total	$337,474.00

GARRETT, BILL (70.83)

Year	1st	2nd	3rd	4th	Total	Finish	Money
1965	70	70	73	71	284	T51	
1970	69	67	74	70	280	T38	$462.50
1971	67	72	73	74	286	T78	115.79
						Total	$578.29

GARRETT, WRIGHT (71.50)

Year	1st	2nd	3rd	4th	Total	Finish	Money
1966	70	72	71	73	286	71	
						Total	

INDIVIDUAL RESULTS

GARRIGUS, ROBERT (69.93)

Year	1st	2nd	3rd	4th	Total	Finish	Money
2006	73	77			150	CUT	
2007	75	76			151	CUT	
2008	71	68			139	CUT	
2009	66	69	68	66	269	T19	$75,300.00
2010	73	65	70	72	280	T68	12,060.00
2013	69	74			143	CUT	
2015	65	72	70	67	274	T39	23,680
2016	67	67	68	67	269	T5	231,825.00
2017	69	72			141	CUT	
2018	74	68			142	CUT	
						Total	$342,865.00

GARVIN, FRANK (70.75)

Year	1st	2nd	3rd	4th	Total	Finish	Money
1961	67	71	69	76	283	T43	
						Total	

GAVRONSKI, TIM (79.25)

Year	1st	2nd	3rd	4th	Total	Finish	Money
1995	79	77			156	CUT	
1999	79	82			161	CUT	
						Total	

GARZA, DUSTIN (79.50)

Year	1st	2nd	3rd	4th	Total	Finish	Money
2010	86	73			159	CUT	
						Total	

GATES, BOBBY (74.50)

Year	1st	2nd	3rd	4th	Total	Finish	Money
2011	72	76			148	CUT	
2012	75	67			142	CUT	
2013	72	74			146	CUT	
2014	78	73			157	CUT	
2017	80	72			152	CUT	
						Total	

GAY, BRIAN (70.16)

Year	1st	2nd	3rd	4th	Total	Finish	Money
1999	72	71			143	CUT	
2001	68	72	68	66	274	T36	$13,659.38
2003	68	69	73	71	281	T52	9,280.00
2004	72	70			142	CUT	
2005	71	66	73	72	282	T63	9,116.00
2006	71	71			142	CUT	
2008	73	67			140	CUT	
2009	66	68	70	67	271	T26	41,700.00
2010	73	69			142	CUT	
2012	68	72	72		212	T81	10,560.00
2013	68	69	71	71	279	T51	14,500.00
2014	70	66	72	73	281	T71	12,214.00
2016	71	70			141	CUT	
2017	72	72			144	CUT	
2019	68	73			141	CUT	
2020	67	70			137	CUT	
2021	72	70			142	CUT	
2023	70	74			144	CUT	
						Total	$111,029.38

GEIBERGER, AL (69.29)

Year	1st	2nd	3rd	4th	Total	Finish	Money
1961	73	70	69	72	284	T48	
1962	69	68	69	69	275	8	$1,300.00
1963	72	68	75	70	285	T21	532.00
1964	64	70	71	72	277	T12	1,300.00
1965	69	67	70	70	276	T5	2,883.34
1966	67	70	68	68	273	T9	2,620.00
1967	71	70	68	67	276	T10	2,150.00
1970	71	71	68	69	279	T30	593.75
1971	68	66	70	69	273	T14	1,760.00
1975	69	69	64	72	274	T13	3,400.00
1976	70	66	68	64	268	T2	19,425.00
1977	72	68	67	73	280	T54	462.00
1978	70	68	65	72	275	T31	1,191.00
1979	70	72			142	T69	579.00
1981	71	72			143	CUT	
						Total	$38,196.09

GEIBERGER, BRENT (69.89)

Year	1st	2nd	3rd	4th	Total	Finish	Money
1997	67	77			144	CUT	
1998	67	71	68	74	280	T65	$4,160.00
1999	66	63	66	67	262	1	450,000.00
2000	67	66	69	70	272	T18	34,080.00
2001	70	69	78	69	286	T82	5,425.00
2002	71	75			146	CUT	
2004	71	67	68	70	276	T27	29,820.00
2005	73	74			147	CUT	
2006	67	68	73	67	275	T16	66,000.00
2007	73	68	70	70	281	T46	15,810.00
2008	71	71			142	CUT	
2009	75				75	W/D	
						Total	$605,295.00

GENTILE, JIM (79.50)

Year	1st	2nd	3rd	4th	Total	Finish	Money
1994	81	78			159	CUT	
						Total	

GENTILE, JOHN (72.00)

Year	1st	2nd	3rd	4th	Total	Finish	Money
1972	71	69	74	74	288	T67	$217.39
						Total	$217.39

GERARDI, ERNIE (72.58)

Year	1st	2nd	3rd	4th	Total	Finish	Money
1952	71	72	73	70	286	T24	
1954	74	74	72	71	291	T60	
1956	74	72	74	74	294	T68	
						Total	

GERS, CHRIS (73.00)

Year	1st	2nd	3rd	4th	Total	Finish	Money
1957	74	70	77	71	292	T50	
						Total	

GHIM, DOUG (69.33)

Year	1st	2nd	3rd	4th	Total	Finish	Money
2018	78	70			148	CUT	
2021	68	66	72	72	278	T54	17,094.00
2022	70	71			141	CUT	
2023	69	64	67	65	265	T15	335,000.00
						Total	$352,094.00

GIANCOLA, KEVIN (73.90)

Year	1st	2nd	3rd	4th	Total	Finish	Money
1988	71	74			145	CUT	
1989	69	75			144	CUT	
2001	75	74			149	CUT	
2004	76	74			150	CUT	
2006	73	78			151	CUT	
						Total	

GIBBS, PHIL (71.00)

Year	1st	2nd	3rd	4th	Total	Finish	Money
1971	69	72	73	70	284	T72	$115.00
						Total	$115.00

GIBSON, KELLY (70.92)

Year	1st	2nd	3rd	4th	Total	Finish	Money
1992	69	71	69	76	285	T46	$2,674.28
1993	71	70	75	67	283	T38	3,800.00
1994	71	73			144	CUT	
1995	71	77			148	CUT	
1996	71	71	70	74	286	T56	3,360.00
1997	67	74	65	66	272	T6	50,250.00
1998	72	71			143	CUT	
2000	69	72			141	CUT	
2003	72	70			142	CUT	
						Total	$60,084.28

GILBERT, GIBBY (70.38)

Year	1st	2nd	3rd	4th	Total	Finish	Money
1978	71	68	71	70	280	T59	$414.75
1979	67	73	73	70	283	T58	663.00
						Total	$1,077.75

GILDER, BOB (70.86)

Year	1st	2nd	3rd	4th	Total	Finish	Money
1976	71	71	72	72	286	62	$399.00
1985	74	65	70	75	284	T56	1,362.00
1987	70	72	66	74	282	T43	2,184.00
1988	71	69	72	67	279	T45	2,002.00
1989	65	74	69	70	278	T41	3,600.00
1991	73	71			144	CUT	
1992	72	71			143	CUT	
1993	68	72	72	72	284	T48	2,620.00
1994	73	70			143	CUT	
1996	66	71	70	72	279	T12	28,500.00
1998	78	71			149	CUT	
						Total	$40,667.00

INDIVIDUAL RESULTS

GILLESPIE, DEREK (70.50)

Year	1st	2nd	3rd	4th	Total	Finish	Money
2010	72	68			140	CUT	
2016	72	70			142	CUT	
						Total	

GILLIS, TOM (69.18)

Year	1st	2nd	3rd	4th	Total	Finish	Money
2003	71	67	72	68	278	T36	$18,433.34
2005	67	68	71	66	272	T12	87,075.00
2011	66	69	66	65	266	T9	156,000.00
2012	77	70			147	CUT	
2013	69	69	71	70	279	T51	14,500.00
2015	65	71	74	70	280	T68	13,056.00
						Total	$289,064.34

GILMORE, MIKE (73.00)

Year	1st	2nd	3rd	4th	Total	Finish	Money
1995	70	76			146	CUT	
						Total	

GINSBERG, ROGER (71.75)

Year	1st	2nd	3rd	4th	Total	Finish	Money
1963	70	76	70	71	287	T33	$182.22
						Total	$182.22

GLASSON, BILL (71.30)

Year	1st	2nd	3rd	4th	Total	Finish	Money
1984	73	74			147	CUT	
1987	75	72			147	CUT	
1993	70	73	70	73	286	T58	$2,190.00
1994	72	71			143	CUT	
2001	73	69			142	CUT	
2003	70	68	69	66	273	T11	79,428.58
2005	71	72			143	CUT	
2006	73	72			145	CUT	
						Total	$81,618.58

GLEETON, TOM (74.75)

Year	1st	2nd	3rd	4th	Total	Finish	Money
1986	77	70			147	CUT	
2004	75	76			151	CUT	
2005	72	81			153	CUT	
2010	70	77			147	CUT	
						Total	

GLENN, ROY (74.00)

Year	1st	2nd	3rd	4th	Total	Finish	Money
1955	74	73	74	75	296	T55	
						Total	

GLENZ, DAVID (69.00)

Year	1st	2nd	3rd	4th	Total	Finish	Money
1973	70	67	70	71	278	T57	$420.00
1975	66	71	66	71	274	T13	3,400.00
						Total	$3,820.00

GLIGIC, MICHAEL (69.00)

Year	1st	2nd	3rd	4th	Total	Finish	Money
2021	68	72			140	CUT	
2022	70	68	68	68	274	T40	$36,105.00
						Total	$36,105.00

GLIHA, DON (81.00)

Year	1st	2nd	3rd	4th	Total	Finish	Money
1983	79	78			157	CUT	
2002	88	79			167	CUT	
						Total	

GLISSON, BILLY (73.50)

Year	1st	2nd	3rd	4th	Total	Finish	Money
1982	75	72			147	CUT	
						Total	

GLOVER, LUCAS (69.86)

Year	1st	2nd	3rd	4th	Total	Finish	Money
2002	72	72			144	CUT	
2004	77	73			150	CUT	
2006	72	70			142	CUT	
2008	65	66	71	68	270	T19	$65,250.00
2009	65	71	65	65	266	T11	138,000.00
2012	70	66	71	69	276	T47	14,584.61
2013	75	74			149	CUT	
2015	67	73			140	CUT	
2017	72	71			143	CUT	
2019	71	70			141	CUT	
2020	66	68	71	63	268	T20	87,320.00
2022	70	68	75	72	285	T70	17,098.00
2023	70	71			141	CUT	
						Total	$322,252.61

GLOVER, RANDY (71.50)

Year	1st	2nd	3rd	4th	Total	Finish	Money
1963	69	72	74	71	286	T26	$365.00
						Total	$365.00

GOALBY, BOB (69.38)

Year	1st	2nd	3rd	4th	Total	Finish	Money
1958	68	70	68	69	275	T13	$725.00
1959	68	67	71	73	279	T8	950.00
1961	69	71	69	70	279	T17	570.00
1962	69	69	66	67	271	1	5,300.00
1963	69	71	68	73	281	T12	960.00
1965	64	71	70	70	275	T3	4,000.00
1966	69	71	68	67	275	T16	1,550.00
1967	71	69	71	68	279	T21	953.57
1969	73	75			148	CUT	
1970	71	70	67	68	276	T13	1,550.00
1971	70	66	69	68	273	T14	1,760.00
1972	67	71	71	69	278	T18	1,351.88
1975	67	71	71	71	280	T41	760.00
						Total	$20,430.45

GOETZ, BOB (70.38)

Year	1st	2nd	3rd	4th	Total	Finish	Money
1960	72	69	72	73	286	T45	
1961	65	68	73	71	277	T12	$875.00
						Total	$875.00

GOGEL, MATT (69.64)

Year	1st	2nd	3rd	4th	Total	Finish	Money
2000	71	69			140	CUT	
2003	67	71	74	69	281	T52	$9,280.00
2004	67	69	69	67	272	T6	140,700.00
2005	73	66	73	70	282	T63	9,116.00
						Total	$159,096.00

GOGGIN, MATHEW (69.52)

Year	1st	2nd	3rd	4th	Total	Finish	Money
2000	72	70			142	CUT	
2001	67	72	72	77	288	85	$5,270.00
2002	66	70	70	67	273	T13	72,800.00
2003	67	71	67	71	276	T26	28,400.00
2006	73	73			146	CUT	
2007	69	71	67	68	275	T15	90,000.00
2009	65	69	70	67	271	T26	41,700.00
2010	64	72	67	70	273	T34	29,025.00
2012	72	71			143	W/D	
						Total	$267,205.00

GOGGIN, WILLIE (70.75)

Year	1st	2nd	3rd	4th	Total	Finish	Money
1956	69	73	73	68	283	T28	$41.25
						Total	$41.25

GOIN, TED (73.00)

Year	1st	2nd	3rd	4th	Total	Finish	Money
1981	73	73			146	CUT	
						Total	

GOLDSTRAND, JOEL (69.75)

Year	1st	2nd	3rd	4th	Total	Finish	Money
1969	66	74	67	73	280	T35	$495.71
1971	63	77	68	70	278	T31	592.00
						Total	$1,087.71

GOMEZ, FABIAN (69.94)

Year	1st	2nd	3rd	4th	Total	Finish	Money
2011	73	71			144	CUT	
2013	70	71			141	CUT	
2017	66	70	72	70	278	T53	$15,742.00
2018	71	67	68	65	271	T19	79,000.00
2019	70	71			141	CUT	
2020	71	73			144	CUT	
						Total	$94,742.00

GOMEZ, JAIME (73.50)

Year	1st	2nd	3rd	4th	Total	Finish	Money
1993	76	71			147	CUT	
						Total	

GONZALES, ANDRES (70.50)

Year	1st	2nd	3rd	4th	Total	Finish	Money
2011	73	73			146	CUT	
2013	68	74			142	CUT	
2015	75	70			145	CUT	
2016	70	68	65	69	272	T17	$83,490.00
2017	70	71			141	CUT	
						Total	$83,490.00

GONZALEZ, ERNIE (74.00)

Year	1st	2nd	3rd	4th	Total	Finish	Money
1987	67	75	72	72	286	T65	$1,435.00
1988	72	73			145	CUT	
1989	74	73			147	CUT	
1996	84	78			162	CUT	
						Total	$1,435.00

INDIVIDUAL RESULTS

GONZALEZ, JAIME (68.50)

Year	1st	2nd	3rd	4th	Total	Finish	Money
1980	64	70	67	70	271	T5	$10,170.00
1981	69	71			140	CUT	
						Total	$10,170.00

GOOCH, LAN (73.00)

Year	1st	2nd	3rd	4th	Total	Finish	Money
1998	72	74			146	CUT	
						Total	

GOOCH, TALOR (70.38)

Year	1st	2nd	3rd	4th	Total	Finish	Money
2018	74	73			147	CUT	
2020	69	71			140	CUT	
2021	64	70	73	69	276	T36	$30,743.64
						Total	$30,743.64

GOOSEN, RETIEF (69.39)

Year	1st	2nd	3rd	4th	Total	Finish	Money
2010	68	69	64	67	268	T5	$210,750.00
2014	68	69	71	69	277	T51	14,591.00
2016	69	69	69	69	276	T47	16,573.34
2017	70	69	71	70	280	T62	14,484.00
2018	75	73			148	CUT	
						Total	$256,395.34

GOOSIE, J.C. (70.88)

Year	1st	2nd	3rd	4th	Total	Finish	Money
1957	71	71	72	75	289	T40	
1968	70	66	72	70	278	T14	$1,800.00
						Total	$1,800.00

GORDON, SCOTT (69.00)

Year	1st	2nd	3rd	4th	Total	Finish	Money
2011	71	67			138	CUT	
						Total	

GORDON, WILL, (69.80)

Year	1st	2nd	3rd	4th	Total	Finish	Money
2020	66	62	71	64	263	T3	$436,600.00
2021	71	67	76	75	289	79	13,838.00
2023	74	72			146	CUT	
						Total	$450,438.00

GORE, JASON (70.09)

Year	1st	2nd	3rd	4th	Total	Finish	Money
2001	74	69			143	CUT	
2003	68	73			141	CUT	
2005	74	65	76	72	287	T73	$8,299.00
2006	77				77	W/D	
2008	71	66	69	69	275	T45	16,817.14
2009	68	68	73	70	279	T68	12,180.00
2015	64	68	69	69	270	T10	147,200.00
2016	68	72			140	CUT	
						Total	$200,306.14

GORMAN, BRYAN (75.50)

Year	1st	2nd	3rd	4th	Total	Finish	Money
1996	71	80			151	CUT	
						Total	

GORMAN, TOM (74.25)

Year	1st	2nd	3rd	4th	Total	Finish	Money
1980	71	73			144	CUT	
1984	72	81			153	CUT	
						Total	

GOSS, OLIVER (70.50)

Year	1st	2nd	3rd	4th	Total	Finish	Money
2014	70	71			141	CUT	
						Total	

GOSSETT, DAVID (70.25)

Year	1st	2nd	3rd	4th	Total	Finish	Money
1998	69	71			140	CUT	
2003	68	73			141	CUT	
						Total	

GOTSCHE, STEVE (70.00)

Year	1st	2nd	3rd	4th	Total	Finish	Money
1994	73	70			143	CUT	
1995	70	68	69	70	277	T33	$6,480.00
2000	67	72	69	72	280	T73	5,376.00
						Total	$11,856.00

GOTTERUP, CHRISTOPHER (68.00)

Year	1st	2nd	3rd	4th	Total	Finish	Money
2022	68	68	70	67	273	T35	43,243.00
						Total	$11,856.00

GOVE, JEFF (70.50)

Year	1st	2nd	3rd	4th	Total	Finish	Money
2000	72	74			146	CUT	
2002	73	64	68	67	272	T10	$100,000.00
2006	72	67	69	70	278	T40	17,600.00
2007	69	76			145	CUT	
2008	69	73			142	CUT	
2010	68	73			141	CUT	
2013	73	72			145	CUT	
						Total	$117,600.00

GOVE, MIKE (70.38)

Year	1st	2nd	3rd	4th	Total	Finish	Money
1980	71	67	71	70	279	T46	$790.50
1981	69	69	70	74	282	T87	498.00
1982	72	69			141	CUT	
1983	71	67	74	63	275	T17	4,060.00
1984	72	77			149	CUT	
						Total	$5,348.50

GOW, PAUL (69.23)

Year	1st	2nd	3rd	4th	Total	Finish	Money
2000	69	70	67	68	274	T32	$13,626.67
2001	67	69	68	69	273	T29	19,286.42
2002	73	66	64	73	276	T27	27,800.00
2003	71	69	68	69	277	T33	22,600.00
2005	69	70	69	69	277	T36	19,815.83
2007	74	72			146	CUT	
						Total	$103,128.92

GOYDOS, PAUL (70.70)

Year	1st	2nd	3rd	4th	Total	Finish	Money
1993	70	71	76	68	285	T51	$2,340.00
1994	71	70	67	76	284	T55	2,700.00
1995	73	70			143	CUT	
1996	77	76			153	CUT	
1997	69	69	69	74	281	T61	3,210.00
1998	72	71			143	CUT	
1999	68	67	71	73	279	T58	5,550.00
2000	66	67	68	73	274	T32	13,626.66
2001	70	72			142	CUT	
2002	76	72			148	CUT	
2003	67	65	74	74	280	T47	10,576.00
2005	72	74			146	CUT	
2006	70	67	70	71	278	T40	17,600.00
2009	63	68	63	67	261	T2	528,000.00
2011	72	68			140	CUT	
2013	74	80			154	CUT	
2014	70	74			144	CUT	
						Total	$583,602.66

GRACE, BRANDEN (70.33)

Year	1st	2nd	3rd	4th	Total	Finish	Money
2015	67	77			144	CUT	
2016	71	70			141	CUT	
2020	68	69			137	CUT	
						Total	

GRADY, WAYNE (70.70)

Year	1st	2nd	3rd	4th	Total	Finish	Money
1985	70	65	65	72	272	T4	$26,400.00
1986	74	64	77	76	291	77	1,302.00
1988	70	68	70	74	282	T60	1,519.00
1989	69	67	65	72	273	T12	22,000.00
1990	66	68	71	68	273	T21	10,000.00
1998	77	71			148	CUT	
1999	71	75			146	CUT	
2000	68	69	72	69	278	T58	6,076.00
2002	78	80			158	CUT	
						Total	$67,297.00

GRAHAM, DAVID (69.08)

Year	1st	2nd	3rd	4th	Total	Finish	Money
1972	68	66	71	71	276	T11	$2,625.00
1978	71	65	68	69	273	T17	2,730.00
1982	68	65	68	74	275	T47	770.57
1984	74				74	W/D	
						Total	$6,125.57

GRAHAM, LARRY (78.75)

Year	1st	2nd	3rd	4th	Total	Finish	Money
1983	77	75			152	CUT	
1987	85	78			163	CUT	
						Total	

INDIVIDUAL RESULTS

GRAHAM, LOU (69.73)

Year	1st	2nd	3rd	4th	Total	Finish	Money
1965	73	69	71	74	287	T64	
1969	72	67	68	67	274	T8	$2,510.00
1970	72	67	71	67	277	T21	902.86
1971	68	67	67	66	268	T2	10,175.00
1972	70	67	69	69	275	10	3,125.00
1974	70	69	69	70	278	T27	1,390.00
1975	67	67	71	74	279	T34	988.57
1977	70	68	66	68	272	T11	4,252.50
1978	66	70	72	68	276	T38	903.00
1979	69	69	67	66	271	T5	10,950.00
1981	72				72	W/D	
1982	71	69			140	CUT	
1983	71	67	67	73	278	T39	1,260.00
1984	77	74			151	CUT	
1985	71	77			148	CUT	
1986	71	71	70	72	284	T65	1,456.00
1987	72	70	70	72	284	T58	1,533.00
						Total	$39,445.93

GRAHAM, TIM (70.75)

Year	1st	2nd	3rd	4th	Total	Finish	Money
1982	69	68	71	75	283	T76	$558.00
						Total	$558.00

GRANT, BOB (71.75)

Year	1st	2nd	3rd	4th	Total	Finish	Money
1956	69	69	77	72	287	T48	
						Total	

GRANT, JIM (71.48)

Year	1st	2nd	3rd	4th	Total	Finish	Money
1958	74	77	74	77	302	69	
1960	78	73	73	81	305	70	
1961	71	70	72	79	292	64	
1962	71	75	69	76	291	T58	
1963	70	71	75	70	286	T26	
1964	70	67	70	67	274	T2	
1966	68	69	70	64	271	T6	
1967	73	68	74	68	283	T41	
1968	73	68	71	73	285	T43	$171.67
1970	69	64	71	69	273	T4	4,400.00
1983	76	64			140	CUT	
						Total	$4,571.67

GRANT, R. (72.25)

Year	1st	2nd	3rd	4th	Total	Finish	Money
1952	75	70	73	71	289	T37	
1954	74	72	72	71	289	T50	
						Total	

GRAY, THOMAS (70.30)

Year	1st	2nd	3rd	4th	Total	Finish	Money
1982	66	67	68	70	271	T22	$2,785.00
1983	70	73			143	CUT	
1984	73	71	73	72	289	T67	816.00
						Total	$3,601.00

GRAZIOSA, FRANK (77.00)

Year	1st	2nd	3rd	4th	Total	Finish	Money
2004	77	77			154	CUT	
						Total	

GREEN, HUBERT (69.01)

Year	1st	2nd	3rd	4th	Total	Finish	Money
1971	66	68	70	66	270	T4	$4,290.00
1972	67	68	73	69	277	T14	2,062.50
1973	63	73	63	68	267	T7	5,460.00
1974	67	72	71	66	276	T11	3,466.67
1975	66	65	68	68	267	2	22,800.00
1976	70	68	67	68	273	T9	5,250.00
1977	69	69	64	70	272	T11	4,252.50
1978	69	69	68	69	275	T31	1,191.00
1979	67	71	68	66	272	T8	9,000.00
1980	72	67	65	69	273	T14	5,400.00
1981	68	65	67	64	264	1	54,000.00
1982	66	66	66	67	265	T2	26,400.00
1983	67	69	73	70	279	T43	876.60
1984	70	71	71	68	280	T16	6,200.00
1985	66	71	69	70	276	T19	6,771.43
1986	71	72			143	CUT	
1987	73	74			147	CUT	
1988	70	65	73	70	278	T36	3,013.77
1989	69	69	70	73	281	T60	2,170.00
1990	66	71	68	68	273	T21	10,000.00
1992	68	81			149	CUT	
1993	70	70	72	68	280	T20	10,833.34
1994	79	72			151	CUT	
1995	72	75			147	CUT	
						Total	$183,437.81

GREEN, JIMMY (71.10)

Year	1st	2nd	3rd	4th	Total	Finish	Money
1997	73	75			148	CUT	
1999	70	68	73	76	287	72	$4,900.00
2001	66	73	70	67	276	T45	9,076.80
						Total	$13,976.80

GREEN, KEN (70.93)

Year	1st	2nd	3rd	4th	Total	Finish	Money
1982	70	70			140	CUT	
1983	70	69	72	74	285	T63	$633.00
1984	76	76			152	CUT	
1985	69	73			142	T70	1,176.00
1986	73	70			143	CUT	
1987	69	73	68	77	287	T71	1,330.00
1988	66	70	71	70	277	T32	4,051.50
1989	71	67	68	73	279	T47	2,568.57
1990	66	69	71	68	274	T27	6,516.67
1991	67	69	71	67	274	T10	24,000.00
1992	68	72	70	68	278	T8	29,000.00
1993	78				78	W/D	
1994	69	70	68	68	275	T9	28,800.00
1995	73	66	68	71	278	T38	4,920.00
1996	70	78			148	CUT	
1997	77	73			150	CUT	
1998	71	74			145	CUT	
2000	75				75	W/D	
2001	74	70			144	CUT	
2004	77				77	DQ	
						Total	$102,995.74

GREEN, NATHAN (68.56)

Year	1st	2nd	3rd	4th	Total	Finish	Money
2006	71	65	69	66	271	4	$211,200.00
2008	68	71			139	CUT	
2009	69	67	68	68	272	T34	28,400.00
2011	76	66			142	CUT	
2012	65	69	70	69	273	T24	49,800.00
						Total	$289,400.00

GREENE, BERT (69.82)

Year	1st	2nd	3rd	4th	Total	Finish	Money
1968	71	72	70	72	285	T43	$171.67
1969	69	67	70	65	271	T4	4,400.00
1970	71	67	69	70	277	T21	902.85
1971	70	71	71	71	283	T66	115.79
1973	73	64	72	67	276	T44	603.34
1974	69	69	75	69	282	T52	460.00
1975	70	70	72	69	281	T45	540.00
						Total	$7,193.65

GREENWOOD, BOBBY (69.25)

Year	1st	2nd	3rd	4th	Total	Finish	Money
1974	69	72	68	68	277	T20	$1,928.57
						Total	$1,928.57

GREER, BRAD (71.00)

Year	1st	2nd	3rd	4th	Total	Finish	Money
1987	69	72	70	73	284	T58	$1,533.00
						Total	$1,533.00

GRIBBLE, CODY (69.50)

Year	1st	2nd	3rd	4th	Total	Finish	Money
2017	74	69			143	CUT	
2019	69	69	67	69	274	T21	$65,760.00
						Total	$65,760.00

GRIFFIN, BEN (69.50)

Year	1st	2nd	3rd	4th	Total	Finish	Money
2023	73	66			139	CUT	
						Total	

GRIFFIN, LANTO (69.13)

Year	1st	2nd	3rd	4th	Total	Finish	Money
2018	70	63	70	72	275	T38	$30,800.00
2020	66	67	68	68	269	T24	57,627.50
2021	71	67	71	72	281	T70	15,022.00
2022	74	67			141	CUT	
2023	69	71			140	CUT	
						Total	$103,449.50

GRIFFITHS, ED (69.25)

Year	1st	2nd	3rd	4th	Total	Finish	Money
1966	67	68	69	73	277	T26	$800.00
						Total	$800.00

GRIGLEY, MIKE (80.50)

Year	1st	2nd	3rd	4th	Total	Finish	Money
1986	81	80			161	CUT	
						Total	

INDIVIDUAL RESULTS

GRILLO, EMILIANO (68.75)

Year	1st	2nd	3rd	4th	Total	Finish	Money
2017	69	70	71	67	277	T43	$19,869.60
2018	69	67	66	69	271	T19	79,000.00
2019	67	71	71	72	281	T60	15,480.00
2020	67	66	71	72	276	T60	16,502.00
2021	74	65			139	CUT	
2022	70	71			141	CUT	
2023	67	65	69	64	265	T15	335,000.00
						Total	$465,851.60

GRIMES, TONY (70.67)

Year	1st	2nd	3rd	4th	Total	Finish	Money
1987	71	74			145	CUT	
1989	69	70	65	75	279	T47	$2,568.57
						Total	$2,568.57

GRISETTE, ULY (75.50)

Year	1st	2nd	3rd	4th	Total	Finish	Money
2004	73	78			151	CUT	
						Total	

GROB, MIKE (71.33)

Year	1st	2nd	3rd	4th	Total	Finish	Money
2003	68	70	70	72	280	T47	$10,576.00
2004	77	71			148	CUT	
						Total	$10,576.00

GROH, GARY (70.31)

Year	1st	2nd	3rd	4th	Total	Finish	Money
1973	68	68	71	69	276	T44	$603.33
1974	69	68	68	74	279	T33	949.09
1975	71	70	73	72	286	T69	152.50
1978	69	69	70	76	284	T73	
						Total	$1,704.92

GRONAUER, FRED (71.38)

Year	1st	2nd	3rd	4th	Total	Finish	Money
1959	69	68	76	75	288	T42	
1961	70	69	72	72	283	T43	
						Total	

GRONBERG, MATHIAS (71.20)

Year	1st	2nd	3rd	4th	Total	Finish	Money
2004	73	71			144	CUT	
2005	73	69			142	CUT	
2006	68	71	65	77	281	T53	$10,090.66
2007	77				77	W/D	
2008	71	71			142	CUT	
2009	70	72			142	CUT	
2010	67	73			140	CUT	
						Total	$10,090.66

GROSS, JOHN (70.25)

Year	1st	2nd	3rd	4th	Total	Finish	Money
1965	69	74	68	70	281	T30	$550.00
						Total	$550.00

GRUNEWALD, KELLY (70.75)

Year	1st	2nd	3rd	4th	Total	Finish	Money
2001	69	70	75	69	283	T77	$5,735.00
						Total	$5,735.00

GRUSS, ANDREW (80.50)

Year	1st	2nd	3rd	4th	Total	Finish	Money
2008	80	81			161	CUT	
						Total	

GRYGIEL, JEFF (73.75)

Year	1st	2nd	3rd	4th	Total	Finish	Money
1985	76	70			146	CUT	
1986	75	74			149	CUT	
						Total	

GULLION, JOEY (70.50)

Year	1st	2nd	3rd	4th	Total	Finish	Money
2000	72	69			141	CUT	
						Total	

GUMP, SCOTT (70.30)

Year	1st	2nd	3rd	4th	Total	Finish	Money
1991	71	73			144	CUT	
1992	67	72	75	70	284	T42	$3,600.00
1993	73	67	69	69	278	T11	21,200.00
1995	70	71	68	69	278	T38	4,920.00
1996	70	75			145	CUT	
1997	70	72	73	71	286	T77	2,760.00
1998	68	62	72	74	276	T36	8,209.09
1999	75	69			144	CUT	
2000	67	68	70	69	274	T32	13,626.67
						Total	$54,315.76

GUNNING, JAY (75.50)

Year	1st	2nd	3rd	4th	Total	Finish	Money
1996	76	75			151	CUT	
						Total	

GUSTIN, JON (72.00)

Year	1st	2nd	3rd	4th	Total	Finish	Money
1959	74	70	74	74	292	T62	
1961	72	69	68	75	284	T48	
						Total	

GUTHRIE, LUKE (71.50)

Year	1st	2nd	3rd	4th	Total	Finish	Money
2014	72	75			147	CUT	
2015	68	74			142	CUT	
2016	69	71			140	CUT	
						Total	

GUTSCHEWSKI, SCOTT (71.86)

Year	1st	2nd	3rd	4th	Total	Finish	Money
2005	71	70			141	CUT	
2006	71	73			144	CUT	
2007	72	69	77	78	296	79	$10,920.00
2009	71	73			144	CUT	
2011	75	66			141	CUT	
2022	69	71			140	CUT	
						Total	$10,920.00

GWIN, TED (70.00)

Year	1st	2nd	3rd	4th	Total	Finish	Money
1956	70	73	66	71	280	T19	$280.00
						Total	$280.00

H.LEE, RICHARD (71.00)

Year	1st	2nd	3rd	4th	Total	Finish	Money
2012	72	67	69	70	278	T62	$12,900.00
2014	70	78			148	CUT	
						Total	$12,900.00

HAAS, BILL (69.41)

Year	1st	2nd	3rd	4th	Total	Finish	Money
2004	70	69	69	73	281	T58	$9,324.00
2006	72	75			147	CUT	
2007	72	68	68	69	277	T29	39,900.00
2008	68	67	69	66	270	T19	65,250.00
2010	69	71			140	CUT	
2018	69	71			140	CUT	
2022	72	64	68	68	272	T25	61,835.00
						Total	$176,309.00

HAAS, FRED (70.63)

Year	1st	2nd	3rd	4th	Total	Finish	Money
1952	72	71	74	70	287	T29	$120.00
1954	71	69	66	72	278	T16	245.00
						Total	$365.00

HAAS, HUNTER (70.10)

Year	1st	2nd	3rd	4th	Total	Finish	Money
2001	73	71			144	CUT	
2005	73	65	71	69	278	T42	$13,502.00
2011	71	66			137	CUT	
2012	72	70			142	CUT	
						Total	$13,502.00

HAAS, JAY (69.49)

Year	1st	2nd	3rd	4th	Total	Finish	Money
1976	72	70	72	66	280	T33	$1,063.13
1978	67	68	68	71	274	T22	1,715.00
1979	65	71	73	70	279	T35	1,511.25
1980	68	70	66	65	269	3	20,400.00
1981	65	68	68	67	268	T8	8,400.00
1982	68	67	70	71	276	T54	681.00
1983	69	66	69	65	269	T2	26,400.00
1984	69	72	70	68	279	T11	8,480.00
1985	71	72			143	CUT	
1986	71	66	71	74	282	T58	1,547.00
1987	69	71	70	67	277	T20	8,155.00
1988	68	72	72	72	284	67	1,442.00
1989	70	68	67	69	274	T14	18,000.00
1990	65	70	72	70	277	T45	2,752.50
1991	69	69	71	73	282	T56	2,230.00
1992	69	73	70	68	280	T15	14,525.00
1993	70	72	71	70	283	T38	3,800.00
1994	75	69			144	CUT	
1997	73	71			144	CUT	
1998	71	66	67	72	276	T36	8,209.09
1999	72	70			142	CUT	
2000	71	73			144	CUT	
2001	71	68	68	67	274	T36	13,659.37
2003	63	68	75	70	276	T26	28,400.00
						Total	$171,370.34

HAAS, JERRY (69.80)

Year	1st	2nd	3rd	4th	Total	Finish	Money
1990	68	70	72	69	279	T58	$2,200.00
1991	72	73			145	CUT	
1995	68	65	71	70	274	T18	15,120.00
						Total	$17,320.00

INDIVIDUAL RESULTS

HACKNEY, ALEX (74.50)

Year	1st	2nd	3rd	4th	Total	Finish	Money
1955	73	74	74	77	298	T60	
						Total	

HADLEY, CHESSON (68.89)

Year	1st	2nd	3rd	4th	Total	Finish	Money
2014	70	72			142	CUT	
2016	72	70			142	CUT	
2018	73	68			141	CUT	
2019	69	72			141	CUT	
2021	74	67			141	CUT	
2022	68	67	67	64	266	5	$406,700.00
2023	66	65	70	66	267	T24	$167,000.00
						Total	$573,700.00

HADWIN, ADAM (69.88)

Year	1st	2nd	3rd	4th	Total	Finish	Money
2014	67	72			139	CUT	
2016	70	70			140	CUT	
2017	70	70	68	71	279	T57	$15,096.00
2018	68	69	73	66	276	T42	24,500.00
2019	70	70			140	CUT	
2021	71	73			144	CUT	
						Total	$39,596.00

HAGER, JOE (70.10)

Year	1st	2nd	3rd	4th	Total	Finish	Money
1979	68	72	72	70	282	T55	$684.00
1980	71	72			143	CUT	
1981	71	68	66	71	276	T55	666.00
						Total	$1,350.00

HAGY, BRANDON (72.13)

Year	1st	2nd	3rd	4th	Total	Finish	Money
2017	70	72			142	CUT	
2019	78	71			149	CUT	
2021	72	68			140	CUT	
2022	75	71			146	CUT	
						Total	

HAHN, JAMES (70.75)

Year	1st	2nd	3rd	4th	Total	Finish	Money
2014	69	70	76	73	288	77	$11,532.00
2016	68	75			143	CUT	
2018	70	67	67	70	274	T36	35,175.00
2020	70	69			139	CUT	
2022	72	75			147	CUT	
2023	77	64			141	CUT	
						Total	$46,707.00

HAK LEE, JUN (75.50)

Year	1st	2nd	3rd	4th	Total	Finish	Money
2015	75	76			151	CUT	
						Total	

HALEY, PAUL, II (71.50)

Year	1st	2nd	3rd	4th	Total	Finish	Money
2013	72	72			144	CUT	
2023	75	67			142	CUT	
						Total	

HALL, HARRY (68.50)

Year	1st	2nd	3rd	4th	Total	Finish	Money
2023	70	66	69	69	274	T56	$46,000.00
						Total	$46,000.00

HALL, TYLER (70.50)

Year	1st	2nd	3rd	4th	Total	Finish	Money
2005	71	70			141	CUT	
						Total	

HALLBERG, GARY (70.60)

Year	1st	2nd	3rd	4th	Total	Finish	Money
1980	68	70	63	70	271	T5	$10,170.00
1981	68	73			141	CUT	
1982	67	71	74	78	290	80	540.00
1983	68	72			140	CUT	
1984	70	72	67	64	273	T3	23,200.00
1985	74	77			151	CUT	
1986	72	67	67	70	276	T18	8,820.00
1990	69	72			141	CUT	
1992	66	74	78	67	285	T46	2,674.29
1993	70	77			147	CUT	
1995	71	69	65	71	276	T28	8,160.00
1998	72	67	72	71	282	T72	3,920.00
2003	77	74			151	CUT	
						Total	$57,484.29

HALLDORSON, DAN (73.08)

Year	1st	2nd	3rd	4th	Total	Finish	Money
1984	73	73			146	CUT	
1985	78				78	DQ	
1987	75	73			148	CUT	
1988	69	72			141	CUT	
1990	72	71			143	CUT	
1992	72	73			145	CUT	
1993	75	74			149	CUT	
						Total	

HALLET, JIM (71.31)

Year	1st	2nd	3rd	4th	Total	Finish	Money
1984	73	72	71	72	288	T63	$844.00
1988	67	72	71	71	281	T56	1,575.00
1989	68	67	73	72	280	T54	2,270.00
1990	74	72			146	CUT	
1991	64	71	68	72	275	T14	16,500.00
1992	72	70	72	69	283	T36	4,608.34
1993	76	78			154	CUT	
1995	77	70			147	CUT	
						Total	$25,797.34

HAMILTON, ED (74.33)

Year	1st	2nd	3rd	4th	Total	Finish	Money
1953	75	75	73		223	W/D	
						Total	

HAMILTON, GAR (70.75)

Year	1st	2nd	3rd	4th	Total	Finish	Money
1980	71	68	72	72	283	T64	$633.00
						Total	$633.00

HAMILTON, TODD (70.00)

Year	1st	2nd	3rd	4th	Total	Finish	Money
2010	67	73			140	CUT	
						Total	

HAMMER, COLE (72.00)

Year	1st	2nd	3rd	4th	Total	Finish	Money
2022	69	74			143	CUT	
						Total	

HAMMER, LAURIE (69.63)

Year	1st	2nd	3rd	4th	Total	Finish	Money
1975	68	73	75	69	285	T62	$350.00
1978	70	67	66	69	272	T9	4,357.50
						Total	$4,707.50

HAMMOND, DONNIE (70.15)

Year	1st	2nd	3rd	4th	Total	Finish	Money
1983	68	68	73	67	276	T23	$2,528.57
1984	70	74	66	75	285	T37	1,680.00
1985	72	71			143	CUT	
1988	65	68	78	70	281	T56	1,575.00
1991	71	67	72	72	282	T56	2,230.00
1992	66	70	68	72	276	T2	74,666.66
1993	72	70	76	71	289	T68	2,000.00
1995	68	73	71	67	279	T45	3,432.00
1998	67	70	67	70	274	T25	15,266.67
						Total	$103,378.90

HAMMOND, MIKE (72.50)

Year	1st	2nd	3rd	4th	Total	Finish	Money
1988	73	72			145	CUT	
						Total	

HAN, SEUNG 'SU (71.00)

Year	1st	2nd	3rd	4th	Total	Finish	Money
2003	70	72			142	CUT	
						Total	

HANCOCK, PHILLIP (69.65)

Year	1st	2nd	3rd	4th	Total	Finish	Money
1977	70	71	71	65	277	T31	$1,165.50
1978	64	64	71	75	274	T22	1,715.00
1979	67	73	69	72	281	T47	761.25
1980	70	68	66	73	277	T35	1,511.25
1981	65	71	70	70	276	T55	666.00
1982	71	68	70	71	280	T68	609.00
1985	71	75			146	CUT	
						Total	$6,428.00

HANSEN, MATT (72.50)

Year	1st	2nd	3rd	4th	Total	Finish	Money
2006	73	72			145	CUT	
						Total	

HARBERT, CHICK (69.25)

Year	1st	2nd	3rd	4th	Total	Finish	Money
1960	71	69	70	67	277	T7	$987.50
						Total	$987.50

INDIVIDUAL RESULTS

HARDY, NICK (68.17)

Year	1st	2nd	3rd	4th	Total	Finish	Money
2018	69	68	70	72	279	T61	$14,910.00
2022	67	64	68	70	269	T8	243,605.00
2023	69	67	65	69	270	T38	83,000.00
						TOTAL	$341,515.00

HARDIN, GARY (73.17)

Year	1st	2nd	3rd	4th	Total	Finish	Money
1977	69	72	75	78	294	81	
1980	72	73			145	CUT	
						Total	

HARKINS, BRANDON (69.50)

Year	1st	2nd	3rd	4th	Total	Finish	Money
2018	72	66	68	69	275	T38	$30,800.00
2019	66	72	70	73	281	T60	15,480.00
						Total	$46,280.00

HARMAN, BRIAN (68.19)

Year	1st	2nd	3rd	4th	Total	Finish	Money
2004	73	67	71	73	284	T71	
2012	70	65	69	69	273	T24	$49,800.00
2013	69	69	69	72	279	T51	14,500.00
2014	68	67	69	71	275	T42	22,320.00
2015	66	67	67	69	265	3	435,200.00
2016	70	73			143	CUT	
2017	66	70	69	71	276	T35	31,407.50
2018	64	66	69	68	267	T6	234,500.00
2019	72	66	66	66	270	T8	194,400.00
2020	70	68			138	CUT	
2021	68	68	67	67	270	T5	253,820.00
2022	68	69	66	66	269	T8	243,605.00
2023	66	66	64	64	260	T2	1,780,000.00
						Total	$3,259,552.50

HARMON, JR., CLAUDE (71.75)

Year	1st	2nd	3rd	4th	Total	Finish	Money
1969	68	71	76	72	287	69	$160.00
						Total	$160.00

HARNEY, PAUL (69.52)

Year	1st	2nd	3rd	4th	Total	Finish	Money
1956	67	72	70	73	282	T24	$160.00
1957	71	68	68	73	280	T15	490.00
1958	70	66	69	68	273	T5	1,200.00
1959	70	68	74	75	287	T35	44.28
1960	69	68	69	75	281	T20	330.00
1961	71	66	70	72	279	T17	570.00
1962	66	66	71	70	273	T5	1,600.00
1965	68	69	74	68	279	T16	1,200.00
1966	68	67	71	67	273	T9	2,620.00
1967	71	68	70	70	279	T21	953.57
1968	70	71	70	70	281	T30	675.00
1969	68	73	72	68	281	T42	297.50
1970	70	65	69	67	271	2	11,400.00
1971	66	71	72	68	277	T25	830.50
1972	67	72	70	71	280	T32	750.00
1973	70	66	66	71	273	T29	1,244.28
						Total	$24,365.13

HARPER, CHANDLER (71.25)

Year	1st	2nd	3rd	4th	Total	Finish	Money
1955	72	71	68	74	285	T21	$220.00
						Total	$220.00

HARRINGTON, DENNIS (71.00)

Year	1st	2nd	3rd	4th	Total	Finish	Money
1990	69	68	71	76	284	T72	$1,940.00
						Total	$1,940.00

HARRINGTON, PADRAIG (69.39)

Year	1st	2nd	3rd	4th	Total	Finish	Money
2007	71	68	74	69	282	T54	$13,560.00
2010	64	71	69	64	268	T5	210,750.00
2011	69	67	71	69	276	T63	12,780.00
2012	69	67	65	69	270	T11	132,000.00
2013	66	66	72	80	284	T72	12,017.00
2015	66	75			141	CUT	
2016	70	69	65	75	279	T64	13,794.00
2017	66	69	71	68	274	T17	83,111.11
2018	66	69	75	74	284	74	13,440.00
2019	68	72			140	CUT	
						Total	$491,452.11

HARRINGTON, SCOTT (70.75)

Year	1st	2nd	3rd	4th	Total	Finish	Money
2020	68	76			144	CUT	
2021	69	70			139	CUT	
						Total	

HARRIS, LABRON (70.46)

Year	1st	2nd	3rd	4th	Total	Finish	Money
1967	69	74	72	73	288	T61	
1969	71	72	70	71	284	T60	$160.00
1970	68	71	69	71	279	T30	593.75
1971	71	69	67	67	274	T19	1,265.00
1974	69	66	70	71	276	T11	3,466.66
1975	70	71	70	77	288	73	
1976	72	67	72	73	284	T53	477.75
						Total	$5,963.16

HARRISON, BOB (72.00)

Year	1st	2nd	3rd	4th	Total	Finish	Money
1963	71	73			144	W/D	
						Total	

HARRISON, E.J. (69.50)

Year	1st	2nd	3rd	4th	Total	Finish	Money
1953	66	72	70	70	278	14	$320.00
						Total	$320.00

HART, DUDLEY (69.68)

Year	1st	2nd	3rd	4th	Total	Finish	Money
1991	70	69	70	68	277	T24	$8,300.00
1992	68	70	68	75	281	T23	9,600.00
1993	71	70	71	69	281	T26	7,550.00
1994	69	69	72	72	282	T47	3,228.00
1995	72	67	68	66	273	T15	20,400.00
1996	68	72	72	74	286	T56	3,360.00
2001	70	63	70	63	266	T3	161,200.00
2002	72	68	72	68	280	T54	9,000.00
2003	69				69	W/D	
2004	71				71	DQ	
2005	67	73	69	68	277	T36	19,815.84
2006	74	69			143	CUT	
2008	68	68	72	72	280	T66	12,480.00
						Total	$254,933.84

HART, JEFF (70.84)

Year	1st	2nd	3rd	4th	Total	Finish	Money
1985	72	71			143	CUT	
1989	74	75			149	CUT	
1990	69	69	71	69	278	T53	$2,304.00
1996	72	73			145	CUT	
1997	77				77	W/D	
2001	74	66	69	70	279	T61	6,603.00
2005	71	67	68	69	275	T25	32,823.33
						Total	$41,730.33

HART, JIM (72.00)

Year	1st	2nd	3rd	4th	Total	Finish	Money
1963	75	70	71	72	288	T42	$85.00
						Total	$85.00

HART, STEVE (71.38)

Year	1st	2nd	3rd	4th	Total	Finish	Money
1982	70	73			143	CUT	
1983	72	71			143	CUT	
1989	69	74			143	CUT	
1990	70	71			141	CUT	
1992	73	69	75	70	287	T58	$2,170.00
1995	73	71			144	CUT	
2000	70	71			141	CUT	
						Total	$2,170.00

HARWELL, BARRY (71.00)

Year	1st	2nd	3rd	4th	Total	Finish	Money
1980	73	71			144	CUT	
1981	72	68			140	CUT	
						Total	

HATALSKY, MORRIS (70.32)

Year	1st	2nd	3rd	4th	Total	Finish	Money
1977	69	66	65	73	273	T15	$3,465.00
1979	73	67	66	69	275	T18	4,350.00
1980	69	69	70	78	286	T67	615.00
1981	72	64	69	68	273	T37	1,200.00
1983	65	74	70	70	279	T43	876.60
1985	72	74			146	CUT	
1987	73	72			145	CUT	
1991	72	66	72	73	283	T62	2,120.00
1992	72	76			148	CUT	
1994	69	72	68	74	283	T51	2,862.00
						Total	$15,488.60

HATTON, TYRELL (68.00)

Year	1st	2nd	3rd	4th	Total	Finish	Money
2016	71	65	70	66	272	T17	$83,490.00
						Total	$83,490.00

INDIVIDUAL RESULTS

HAWKES, MICKEY (76.50)

Year	1st	2nd	3rd	4th	Total	Finish	Money
1995	77	76			153	CUT	
						Total	

HAWKINS, FRED (69.61)

Year	1st	2nd	3rd	4th	Total	Finish	Money
1952	73	77	70	67	287	T29	$120.00
1953	74	69	70	69	282	T28	125.00
1954	70	69	67	69	275	T4	1,000.00
1955	73	67	67	69	276	T2	1,950.00
1956	67	70	68	70	275	T3	1,116.66
1957	72	67	69	71	279	T10	670.00
1958	70	71	66	72	279	T20	350.00
1959	67	69	71	69	276	T4	1,400.00
1960	69	70	63	72	274	T5	1,250.00
1964	68	68	72	72	280	T28	562.50
1965	73	71	68	68	280	T21	777.78
						Total	$9,321.94

HAYES, J.P. (71.11)

Year	1st	2nd	3rd	4th	Total	Finish	Money
1995	74	76			150	CUT	
1997	66	73	73	68	280	T53	$3,408.75
1998	72	69			141	CUT	
2001	72	71			143	CUT	
2006	75	72			147	CUT	
2008	72	72			144	CUT	
2010	69	66	72	68	275	T47	16,140.00
						Total	$19,548.75

HAYES, MARK (70.21)

Year	1st	2nd	3rd	4th	Total	Finish	Money
1978	67	63	71	72	273	T17	$2,730.00
1979	66	66	73	66	271	T5	10,950.00
1983	68	70	67	71	276	T23	2,528.57
1984	69	71	71	72	283	T28	2,720.00
1985	76	70			146	CUT	
1986	70	68	73	66	277	T24	5,810.00
1987	80	72			152	CUT	
1988	67	69	69	68	273	T12	15,400.00
1989	69	74			143	CUT	
1991	74	71			145	CUT	
1993	76	72			148	CUT	
						Total	$40,138.57

HAZEN, JAMES (74.00)

Year	1st	2nd	3rd	4th	Total	Finish	Money
2012	74	74			148	CUT	
						Total	

HEAFNER, VANCE (70.14)

Year	1st	2nd	3rd	4th	Total	Finish	Money
1981	69	70	69	68	276	T55	$666.00
1983	69	71			140	CUT	
1985	72	73			145	CUT	
1986	70	73			143	CUT	
1987	68	67	71	72	278	T24	5,810.00
						Total	$6,476.00

HEALEY, WALTER (78.00)

Year	1st	2nd	3rd	4th	Total	Finish	Money
1955	77	76	80	79	312	76	
						Total	

HEARD, JERRY (69.75)

Year	1st	2nd	3rd	4th	Total	Finish	Money
1970	73	68	73	66	280	T38	$462.50
1972	67	71	70	70	278	T18	1,351.87
1973	65	71	69	64	269	T13	3,600.00
1974	70	71	75	72	288	T70	150.00
1975	67	69	73	65	274	T13	3,400.00
1978	71	66	70	71	278	T46	559.43
1980	73	67	69	69	278	T39	1,170.00
1981	72	72			144	CUT	
1982	72	71			143	CUT	
						Total	$10,693.80

HEARN, DAVID (69.50)

Year	1st	2nd	3rd	4th	Total	Finish	Money
2005	72	71			143	CUT	
2011	66	67	70	68	271	T38	$27,000
2017	67	70	66	69	272	T8	176,800.00
2020	72	72			144	CUT	
2021	70	68	73	71	282	T73	14,578.00
						Total	$218,378.00

HEARN, TOM (71.00)

Year	1st	2nd	3rd	4th	Total	Finish	Money
1995	69	73			142	CUT	
						Total	

HEATH, SKEETER (69.94)

Year	1st	2nd	3rd	4th	Total	Finish	Money
1978	70	65	71	70	276	T38	$903.00
1980	68	72	69	72	281	T57	663.00
1981	72	66	70	69	277	T64	630.00
1982	70	71			141	CUT	
1985	72	72			144	CUT	
						Total	$2,196.00

HEBERT, JAY (70.31)

Year	1st	2nd	3rd	4th	Total	Finish	Money
1956	71	68	71	77	287	T48	
1959	71	73	70	70	284	T23	$290.00
1960	70	72	69	70	281	T20	330.00
1961	67	70	74	69	280	T23	324.29
1963	69	70	73	68	280	T10	1,250.00
1964	71	68	69	70	278	T15	872.22
1965	68	68	75	67	278	T13	1,600.00
1968	70	70	70	72	282	T35	562.50
						Total	$5,229.01

HEBERT, LIONEL (70.25)

Year	1st	2nd	3rd	4th	Total	Finish	Money
1959	69	71	72	75	287	T35	$44.28
1960	69	66	70	69	274	T5	1,250.00
1961	73	68	70	70	281	T30	106.25
1962	67	72	71	70	280	T15	740.00
1963	69	66	68	76	279	9	1,400.00
1964	70	69	70	70	279	T24	662.50
1965	69	74	76	68	287	T64	
						Total	$4,203.03

HECKMAN, BUDDY (71.75)

Year	1st	2nd	3rd	4th	Total	Finish	Money
1952	69	72	72	74	287	T29	$120.00
						Total	$120.00

HEINEN, MIKE (69.93)

Year	1st	2nd	3rd	4th	Total	Finish	Money
1995	70	69	73	68	280	T51	$2,824.00
1998	72	74			146	CUT	
2003	67	67	70	69	273	T11	79,428.57
2004	70	69	72	69	280	T54	9,618.00
						Total	$91,870.57

HEINS, BOBBY (72.33)

Year	1st	2nd	3rd	4th	Total	Finish	Money
1975	69	73	67	77	286	T69	$152.50
1980	71	77			148	CUT	
						Total	$152.50

HEINTZ, BOB (70.69)

Year	1st	2nd	3rd	4th	Total	Finish	Money
2000	72	68			140	CUT	
2002	70	75			145	CUT	
2005	71	71			142	CUT	
2007	65	72	76	70	283	T61	$12,900.00
2008	72	72			144	CUT	
2009	68	67	68	74	277	T63	$12,600.00
						Total	$25,500.00

HEINTZELMAN, WEBB (70.50)

Year	1st	2nd	3rd	4th	Total	Finish	Money
1989	72	71			143	CUT	
1990	69	68	70	73	280	T63	$2,100.00
						Total	$2,100.00

HEND, SCOTT (72.83)

Year	1st	2nd	3rd	4th	Total	Finish	Money
2004	71	70	71	80	292	79	$7,728.00
2005	77	68			145	CUT	
						Total	$7,728.00

HENDRICKSON, DICK (68.25)

Year	1st	2nd	3rd	4th	Total	Finish	Money
1973	71	69	70	63	273	T29	$1,244.29
						Total	$1,244.29

HENDRIX, MATT (73.50)

Year	1st	2nd	3rd	4th	Total	Finish	Money
2007	72	75			147	CUT	
						Total	

HENKE, NOLAN (69.94)

Year	1st	2nd	3rd	4th	Total	Finish	Money
1989	69	72			141	CUT	
1990	65	67	67	71	270	T6	$32,375.00
1992	68	72	72	72	284	T42	3,600.00
1995	73	68	67	70	278	T38	4,920.00
1996	69	79			148	CUT	
1997	68	70	68	68	274	T13	28,125.00
1998	69	69	68	71	277	T47	5,022.22
1999	68	73			141	CUT	
2000	67	72	68	72	279	T66	5,656.00
2003	74	72			146	CUT	
						Total	$79,698.22

INDIVIDUAL RESULTS

HENLEY, RUSSELL (67.82)

Year	1st	2nd	3rd	4th	Total	Finish	Money
2016	68	65	65	73	271	T11	$135,300.00
2018	66	65	67	69	267	T6	234,500.00
2019	74	71			145	CUT	
2020	65	69	72	64	270	T32	42,254.00
2021	67	66	68	72	273	T19	87,690.00
2023	69	65	69	63	266	T19	245,800.00
						Total	$745,544.00

HENNINGER, BRIAN (70.13)

Year	1st	2nd	3rd	4th	Total	Finish	Money
1993	72	73			145	CUT	
1994	69	71	72	70	282	T47	$3,228.00
1995	66	67	72	65	270	T5	43,800.00
1996	70	69	69	75	283	T37	6,300.00
1998	68	69	70	69	276	T36	8,209.09
2000	68	70	67	71	276	T48	7,123.20
2002	72	69	68	78	287	T73	7,680.00
2003	69	64	70	78	281	T52	9,280.00
2006	73	71			144	CUT	
						Total	$85,620.29

HENNING, HAROLD (69.63)

Year	1st	2nd	3rd	4th	Total	Finish	Money
1967	69	69	71	69	278	T19	$1,350.00
1968	69	68	72	70	279	T17	1,300.00
						Total	$2,650.00

HENRY, BUNKY (70.61)

Year	1st	2nd	3rd	4th	Total	Finish	Money
1968	70	72	74	71	287	T59	
1970	73	67	70	67	277	T21	$902.86
1971	66	70	72	67	275	23	1,034.00
1972	76	75			151	CUT	
1981	70	69	72	70	281	T80	522.00
						Total	$2,458.86

HENRY, J.J. (69.14)

Year	1st	2nd	3rd	4th	Total	Finish	Money
1998	68	71	69	70	278	T56	
1999	70	70			140	CUT	
2001	70	73			143	CUT	
2002	71	71			142	CUT	
2003	66	67	69	73	275	T21	$41,600.00
2004	69	72	71	68	280	T54	9,618.00
2005	67	67	73	69	276	T31	25,499.00
2006	68	68	63	67	266	1	792,000.00
2007	68	73	69	64	274	T13	120,000.00
2008	66	70	68	73	277	T59	13,320.00
2009	66	70	68	66	270	T23	57,600.00
2010	71	67	64	72	274	T42	21,000.00
2011	68	67	65	69	269	T24	46,425.00
2012	73	67	65	71	276	T47	14,584.61
2013	68	67	68	68	271	T5	231,800.00
2014	68	73			141	CUT	
2015	68	67	72	70	277	T60	13,888.00
2016	71	69			140	CUT	
2017	68	71	71	72	282	T69	13,532.00
2018	68	68	71	69	276	T42	24,500.00
2019	70	72			142	CUT	
2020	69	71			140	CUT	
2021	71	74			145	CUT	
2022	70	69			139	CUT	
						Total	$1,425,366.61

HENSBY, MARK (71.10)

Year	1st	2nd	3rd	4th	Total	Finish	Money
2001	68	75			143	CUT	
2007	70	75			145	CUT	
2008	69	73			142	CUT	
2010	67	71	71	72	281	72	11,760.00
						Total	$11,760.00

HERBERT, LUCAS (67.25)

Year	1st	2nd	3rd	4th	Total	Finish	Money
2021	70	67	67	69	273	T19	87,690.00
2023	67	64	66	68	265	T15	335,000.00
						Total	$422,690.00

HERMAN, JIM (69.84)

Year	1st	2nd	3rd	4th	Total	Finish	Money
2011	67	72			139	CUT	
2013	69	67	67	72	275	T18	$76,860.00
2014	68	78			146	CUT	
2015	67	71	70	72	280	T68	13,056.00
2017	72	70			142	CUT	
2019	67	70	73		210	T71	13,824.00
2021	68	69	67	70	274	T25	58,090.00
2022	71	70			141	CUT	
2023	69	70			139	CUT	
						Total	$161,830.00

HERRERA, EDUARDO (71.33)

Year	1st	2nd	3rd	4th	Total	Finish	Money
1997	71	71	63	74	279	T40	$4,790.76
2002	71	78			149	CUT	
						Total	$4,790.76

HERRON, TIM (69.05)

Year	1st	2nd	3rd	4th	Total	Finish	Money
1997	73	68	65	73	279	T40	$4,790.77
1998	67	70	67	72	276	T36	8,209.09
1999	66	73	67	62	268	T8	72,500.00
2000	67	69	67	69	272	T18	34,080.00
2001	66	68	67	69	270	T14	55,800.00
2002	65	72	66	70	273	T13	72,800.00
2003	69	72			141	CUT	
2004	70	69	65	66	270	2	453,600.00
2005	70	67	73	70	280	T54	9,718.00
2006	70	71			141	CUT	
2007	71	70	74	67	282	T54	13,560.00
2008	66	69	67	68	270	T19	65,250.00
2009	67	74			141	CUT	
2010	66	67	71	83	287	77	11,160.00
2011	67	72			139	CUT	
2012	72	68	67	68	275	T37	24,000.00
2014	68	71	69	71	279	T61	13,206.00
						Total	$838,673.86

HESSEMER, PETE (74.75)

Year	1st	2nd	3rd	4th	Total	Finish	Money
1959	68	72	78	81	299	71	
						Total	

HICKMAN, GREG (71.00)

Year	1st	2nd	3rd	4th	Total	Finish	Money
1990	68	70	72	71	281	T68	$2,030.00
1992	73	72			145	CUT	
						Total	$2,030.00

HICKS, JUSTIN (71.25)

Year	1st	2nd	3rd	4th	Total	Finish	Money
2011	74	72			146	CUT	
2013	74	74			148	CUT	
2014	66	71	69	72	276	T57	$13,826.00
						Total	$13,826.00

HICKOK, KRAMER (69.33)

Year	1st	2nd	3rd	4th	Total	Finish	Money
2019	70	68	69	74	281	T60	$15,480.00
2021	63	69	68	67	267	2	806,600.00
2022	70	69			139	CUT	
2023	76	69			145	CUT	
						Total	$822,080.00

HIETALA, RYAN (70.50)

Year	1st	2nd	3rd	4th	Total	Finish	Money
2006	70	70	73	69	282	T59	$9,636.00
						Total	$9,636.00

HIGGO, GARRICK (70.83)

Year	1st	2nd	3rd	4th	Total	Finish	Money
2021	69	70			139	CUT	
2022	72	68			140	CUT	
2023	74	72			146	CUT	
						Total	

HIGGS, HARRY (71.63)

Year	1st	2nd	3rd	4th	Total	Finish	Money
2020	71	72			143	CUT	
2021	73	72			145	CUT	
2022	71	64	73	77	285	T70	$17,098.00
						Total	$17,098.00

HIGGINS, CARL (69.75)

Year	1st	2nd	3rd	4th	Total	Finish	Money
1977	69	71	66	73	279	T45	$567.00
						Total	$567.00

HILINSKI, STANLEY (73.25)

Year	1st	2nd	3rd	4th	Total	Finish	Money
1956	70	72	75	76	293	67	
						Total	

HILL, BOB (70.50)

Year	1st	2nd	3rd	4th	Total	Finish	Money
1957	68	70	72	72	282	T23	$184.29
						Total	$184.29

INDIVIDUAL RESULTS

HILL, DAVE (69.31)

Year	1st	2nd	3rd	4th	Total	Finish	Money
1962	70	71	70	74	285	T37	$80.00
1963	70	70	75	70	285	T21	532.00
1965	67	66	73	71	277	T8	2,050.00
1966	67	70	69	68	274	T14	1,950.00
1967	72	61	71	72	276	T10	2,150.00
1969	68	68	66	66	268	2	11,400.00
1971	70	65	66	72	273	T14	1,760.00
1973	67	72	69	72	280	T62	355.00
						Total	$20,277.00

HILL, GUY (70.50)

Year	1st	2nd	3rd	4th	Total	Finish	Money
1998	71	70			141	CUT	
						Total	

HILL, JASON (73.00)

Year	1st	2nd	3rd	4th	Total	Finish	Money
2002	74	72			146	CUT	
						Total	

HILL, MIKE (69.36)

Year	1st	2nd	3rd	4th	Total	Finish	Money
1970	68	68	69	71	276	T13	$1,550.00
1971	68	72	68	72	280	T48	157.86
1973	69	67	69	70	275	T39	820.00
1974	71	67	69	68	275	T5	6,350.00
1975	66	71	68	68	273	T11	4,400.00
1977	71	66	70	71	278	T39	840.00
1980	77				77	W/D	
						Total	$14,117.86

HINKLE, LON (70.75)

Year	1st	2nd	3rd	4th	Total	Finish	Money
1981	67	69	64	69	269	T12	$6,300.00
1982	72	72			144	CUT	
1984	70	77			147	CUT	
1985	70	66	69	68	273	T6	19,425.00
1986	70	71	68	71	280	T43	2,045.40
1987	74	70			144	CUT	
1990	72	71			143	CUT	
1992	71	69	77	70	287	T58	2,170.00
1993	73	70	79	72	294	T78	1,830.00
						Total	$31,770.40

HINSON, LARRY (68.50)

Year	1st	2nd	3rd	4th	Total	Finish	Money
1969	69	69	68	68	274	T8	$2,510.00
						Total	$2,510.00

HISKEY, BABE (70.25)

Year	1st	2nd	3rd	4th	Total	Finish	Money
1964	72	69	69	72	282	T42	
1967	69	71	69	73	282	T37	$512.50
1971	74	67	67	69	277	T25	830.50
1974	71	70	72	70	283	T57	400.00
						Total	$1,743.00

HJERTSTEDT, GABRIEL (71.11)

Year	1st	2nd	3rd	4th	Total	Finish	Money
1997	73	71			144	CUT	
1999	67	70	69	67	273	T26	$17,375.00
2000	68	69	66	68	271	T14	49,000.00
2001	71	71			142	CUT	
2002	73	78			151	CUT	
2003	77	78			155	CUT	
2006	69	75			144	CUT	
						Total	$66,375.00

HNATIUK, GLEN (69.70)

Year	1st	2nd	3rd	4th	Total	Finish	Money
1998	70	68	70	68	276	T36	$8,209.10
2000	71	70			141	CUT	
2001	73	67	71	68	279	T61	6,603.00
2002	66	71	69	72	278	T39	14,416.00
2003	70	69	67	67	273	T11	79,428.57
2005	76	71			147	CUT	
						Total	$108,656.67

HOAG, BO (72.25)

Year	1st	2nd	3rd	4th	Total	Finish	Money
2020	69	74			143	CUT	
2022	70	76			146	CUT	
						Total	

HOCH, SCOTT (69.23)

Year	1st	2nd	3rd	4th	Total	Finish	Money
1980	75	71			146	CUT	
1985	69	71	66	68	274	T10	$14,400.00
1986	71	66	68	67	272	T3	36,400.00
1987	72	69	69	73	283	T50	1,653.75
1989	70	69	66	70	275	T17	12,222.22
1991	65	68	70	75	278	T29	5,955.55
1992	67	72	71	74	284	T42	3,600.00
1994	69	67	68	74	278	T22	12,000.00
1998	65	68	64	71	268	T7	64,500.00
2000	71	69			140	CUT	
2002	67	66	66	72	271	T7	124,666.66
						Total	$275,398.18

HODGES, LEE (71.00)

Year	1st	2nd	3rd	4th	Total	Finish	Money
2022	70	76			146	CUT	
2023	67	70			137	CUT	
						Total	

HOENIG, DON (72.09)

Year	1st	2nd	3rd	4th	Total	Finish	Money
1952	69	71	70	74	284	T14	
1953	75	64	73	73	285	T37	
1954	76	72	72	69	289	T50	
1955	74	71	71	75	291	T42	
1956	75	70	71	73	289	T57	
1957	72	73	65	72	282	T23	
1958	71	74	68	72	285	T44	
1959	76	70	75	71	292	T62	
1985	75	79			154	CUT	
						Total	

HOFFMAN, CHARLEY (68.22)

Year	1st	2nd	3rd	4th	Total	Finish	Money
2007	68	76			144	CUT	
2010	70	67	71	64	272	T27	$40,800.00
2011	67	67	68	70	272	T43	18,840.00
2012	67	67	67	66	267	T2	528,000.00
2013	61	73	66	72	272	T7	196,725.00
2014	67	68	71	67	273	T26	45,880.00
2016	69	68	69	67	273	T25	47,226.67
2017	69	67	68	66	270	T3	394,400.00
2018	69	66	69	66	270	T15	115,500.00
2019	74	67			141	CUT	
2020	67	67	65	73	272	T41	27,750.00
2021	72	63	70	70	275	T30	45,325.00
2022	68	65	67	72	272	T25	61,835.00
2023	71	67			138	CUT	
						Total	$1,522,281.67

HOFFMANN, MORGAN (69.57)

Year	1st	2nd	3rd	4th	Total	Finish	Money
2011	68	67	68	69	272	T43	$18,840.00
2013	68	71	66	68	273	T9	158,600.00
2014	68	70	69	73	280	T67	12,586.00
2015	67	71	67	69	274	T39	23,680
2016	71	76			147	CUT	
2017	67	70	69	69	275	T26	46,277.78
2019	77	68			145	CUT	
2022	68	70	73	71	282	68	17,513.00
						Total	$277,496.78

HOGE, TOM (69.93)

Year	1st	2nd	3rd	4th	Total	Finish	Money
2015	68	70	73	67	278	T64	$13,440.00
2016	75	75			150	CUT	
2017	66	72	71	67	276	T35	31,407.50
2018	71	68			139	CUT	
2019	67	69	76		212	T80	12,888
2020	67	68	66	70	271	T37	34,410.00
2021	67	71	72	70	280	T66	15,540.00
2022	73	74			147	CUT	
2023	68	67	68	72	275	T60	44,600.00
						Total	$152,285.50

HOLLAND, MIKE (71.50)

Year	1st	2nd	3rd	4th	Total	Finish	Money
1981	73	70			143	CUT	
						Total	

HOLLIFIELD, TONY (68.00)

Year	1st	2nd	3rd	4th	Total	Finish	Money
1980	69	67	70	66	272	T10	$7,200.00
						Total	$7,200.00

INDIVIDUAL RESULTS

HOLMES, J.B. (69.82)

Year	1st	2nd	3rd	4th	Total	Finish	Money
2007	72	69	71	69	281	T46	$15,810.00
2008	73	72			145	CUT	
2011	68	67	71	69	275	T59	13,260.00
2012	70	62	75	68	275	T37	24,000.00
2016	75	72			147	CUT	
2018	66	68	65	67	266	T2	462,000.00
2019	69	75			144	CUT	
2021	70	68	67	71	276	T36	30,743.64
2023	72	74			146	CUT	
						Total	$545,813.64

HOLSCHER, BUD (69.50)

Year	1st	2nd	3rd	4th	Total	Finish	Money
1954	71	68	66	71	276	T7	$600.00
1955	73	71			144	DQ	
1956	71	67	70	67	275	T3	1,116.67
						Total	$1,716.67

HOMA, MAX (69.60)

Year	1st	2nd	3rd	4th	Total	Finish	Money
2015	70	72			142	CUT	
2019	70	69			139	CUT	
2020	71	67			138	CUT	
2021	69	71			140	CUT	
2023	72	65			137	CUT	
						Total	

HOMA, MIKE (70.90)

Year	1st	2nd	3rd	4th	Total	Finish	Money
1952	70	68	73	73	284	T14	$264.00
1953	67	68	71	74	280	T16	225.00
1954	72	70	71	67	280	T20	205.00
1955	72	73	69	70	284	T15	338.33
1956	68	71	72	69	280	T19	280.00
1957	69	76	74		219	W/D	
1958	68	70	74	73	285	T44	
1959	69	68	70	75	282	T15	610.00
1960	72	73	70	70	285	T41	
1963	69	74	74	69	286	T26	365.00
						Total	$2,287.33

HOMENUIK, WILF (70.50)

Year	1st	2nd	3rd	4th	Total	Finish	Money
1964	68	73	71	70	282	T42	
						Total	

HOOPER, HERB (70.50)

Year	1st	2nd	3rd	4th	Total	Finish	Money
1964	72	71	69	77	289	T60	
1969	72	67	73	70	282	T50	$165.72
1970	70	70	67	71	278	T28	725.00
1971	68	66	70	70	274	T19	1,265.00
1972	71	68	77	71	287	T64	217.39
						Total	$2,373.11

HORGAN III, P.H. (69.93)

Year	1st	2nd	3rd	4th	Total	Finish	Money
1989	70	67	71	70	278	T41	$3,600.00
1990	68	71	67	68	274	T27	6,516.66
1992	73	74			147	CUT	
1993	72	71	68	71	282	T30	5,812.50
1994	71	72			143	CUT	
1997	67	71	68	66	272	T6	50,250.00
1998	74	67			141	CUT	
1999	71	73			144	CUT	
2000	67	66	69	71	273	T25	20,920.00
2008	70	74			144	CUT	
						Total	$87,099.16

HORN, ROD (70.25)

Year	1st	2nd	3rd	4th	Total	Finish	Money
1968	72	68	70	71	281	T30	$675.00
						Total	$675.00

HORNE, BILLY (74.00)

Year	1st	2nd	3rd	4th	Total	Finish	Money
1957	71	73	74	78	296	T61	
						Total	

HORNE, JOHN (76.00)

Year	1st	2nd	3rd	4th	Total	Finish	Money
1987	77	75			152	CUT	
						Total	

HORSCHEL, BILLY (69.44)

Year	1st	2nd	3rd	4th	Total	Finish	Money
2011	73	71			144	CUT	
2012	71	67	67	68	273	T24	$49,800.00
2015	67	69	66	71	273	T25	41,234.28
2018	72	68			140	CUT	
2020	70	68			138	CUT	
2023	72	71			143	CUT	
						Total	$91,034.28

HORTON, JAY (70.50)

Year	1st	2nd	3rd	4th	Total	Finish	Money
1975	71	69	71	71	282	T54	$445.00
						Total	$445.00

HOSSLER, BEAU (68.71)

Year	1st	2nd	3rd	4th	Total	Finish	Money
2017	66	69	72	71	278	T53	$15,742.00
2018	65	67	68	66	266	T2	462,000.00
2019	69	69	74		211	T78	13,176.00
2020	73	67			140	CUT	
2021	65	70	72	64	271	T10	186,850.00
2022	69	70			139	CUT	
2023	69	68			137	CUT	
						Total	$677,768.00

HOUTS, CHARLES (71.50)

Year	1st	2nd	3rd	4th	Total	Finish	Money
1968	73	68	73	72	286	T55	
						Total	

HOVLAND, VIKTOR (67.83)

Year	1st	2nd	3rd	4th	Total	Finish	Money
2019	67	71	68	73	279	T54	$16,560.00
2020	63	69	67	68	267	T11	139,983.33
2023	67	65	70	66	268	T29	134,000.00
						Total	$290,543.33

HOWELL III, CHARLES (69.80)

Year	1st	2nd	3rd	4th	Total	Finish	Money
1997	75	72			147	CUT	
2000	71	67	68	68	274	T32	$13,626.67
2001	66	72	70	65	273	T29	19,286.43
2002	71	69	72	65	277	T33	21,133.34
2005	71	73			144	CUT	
2010	71	71			142	CUT	
2022	69	70			139	CUT	
						Total	$54,046.44

HOWELL, RAY (77.00)

Year	1st	2nd	3rd	4th	Total	Finish	Money
1989	77	77			154	CUT	
						Total	

HOWISON, RYAN (70.83)

Year	1st	2nd	3rd	4th	Total	Finish	Money
1995	73	67	67	71	278	T38	$4,920.00
2000	68	79			147	CUT	
						Total	$4,920.00

HUBBARD, MARK (68.86)

Year	1st	2nd	3rd	4th	Total	Finish	Money
2015	68	68	70	75	281	T71	$12,736.00
2017	66	73	69	69	277	T43	19,869.60
2020	68	66	70	67	271	T37	34,410.00
2021	69	65	69	69	272	T13	132,583.33
2022	71	64	71	70	276	T46	23,678.71
2023	69	69			138	CUT	
						Total	$223,277.64

HUCKABS, CHARLES (72.83)

Year	1st	2nd	3rd	4th	Total	Finish	Money
1963	70	70	77	74	291	T55	
1980	73	73			146	CUT	
						Total	

HUGHES, BRADLEY (71.00)

Year	1st	2nd	3rd	4th	Total	Finish	Money
1994	72	72			144	CUT	
1995	72	72			144	CUT	
1997	69	72	72	70	283	T68	$3,000.00
1998	71	69			140	CUT	
1999	73	67			140	CUT	
2000	67	69	76	72	284	T81	4,956.00
2001	69	71	69	70	279	T61	6,603.00
2002	73	74			147	CUT	
2003	70	73			143	CUT	
2004	71	71			142	CUT	
2005	75	67			142	CUT	
						Total	$14,559.00

HUGHES, MACKENZIE (68.88)

Year	1st	2nd	3rd	4th	Total	Finish	Money
2017	67	70	71	66	274	T17	$83,111.11
2018	67	68	71	70	276	T42	24,500.00
2019	64	74	69	71	278	T51	17,328.00
2020	60	68	68	67	263	T3	436,600.00
2021	67	71	71	74	283	T76	14,134.00
2022	70	66	68	68	272	T25	61,835.00
2023	76				76	WD	
						Total	$637,508.11

INDIVIDUAL RESULTS

HUH, JOHN (70.19)

Year	1st	2nd	3rd	4th	Total	Finish	Money
2012	70	75			145	CUT	
2013	66	69	78		213	T79	$11,163.00
2014	73	70			143	CUT	
2015	69	70			139	CUT	
2016	72	70			142	CUT	
2017	71	72			143	CUT	
2018	66	70	74	69	279	T61	14,910.00
2022	67	65	69	69	270	T13	159,775.00
						Total	$185,848.00

HULBERT, MIKE (70.54)

Year	1st	2nd	3rd	4th	Total	Finish	Money
1985	71	76			147	CUT	
1986	69	72	68	68	277	T24	$5,810.00
1987	68	70	70	72	280	T34	3,692.50
1988	68	72	73	70	283	T64	1,470.00
1989	68	70	69	70	277	T34	4,942.85
1990	71	68	69	71	279	T58	2,200.00
1991	67	72	67	70	276	T20	11,650.00
1992	71	73			144	CUT	
1993	69	69	77	70	285	T51	2,340.00
1996	72	70	69	72	283	T37	6,300.00
1997	70	72	69	69	280	T53	3,408.75
1998	73	72			145	CUT	
1999	68	72			140	CUT	
2000	74	70			144	CUT	
2002	70	69	69	70	278	T39	14,416.00
2003	77	73			150	CUT	
						Total	$56,230.10

HUMENIK, ED (70.41)

Year	1st	2nd	3rd	4th	Total	Finish	Money
1989	68	69	71	69	277	T34	$4,942.86
1991	69	70	69	71	279	T38	4,400.00
1992	64	74	78	70	286	T53	2,304.00
1993	71	69	76	68	284	T48	2,620.00
1994	69	70	69	71	279	T26	8,520.00
1995	73	71			144	CUT	
						Total	$22,786.86

HURLEY III, BILLY (69.69)

Year	1st	2nd	3rd	4th	Total	Finish	Money
2012	69	67	72	68	276	T47	$14,584.62
2014	71	66	70	71	278	T57	13,826.00
2016	70	72			142	CUT	
2017	69	73			142	CUT	
2018	71	67	71	68	277	T47	17,578.00
						Total	$45,988.62

HUSTON, JOHN (70.02)

Year	1st	2nd	3rd	4th	Total	Finish	Money
1988	69	74			143	CUT	
1989	69	70	71	78	288	74	$1,920.00
1990	70	66	70	66	272	T13	16,625.00
1991	70	72			142	CUT	
1992	70	69	75	69	283	T36	4,608.33
1993	66	69	72	71	278	T11	21,200.00
1997	70	70	66	68	274	T13	28,125.00
2000	67	70	66	66	269	T9	75,600.00
2001	71	68	71	75	285	T80	5,549.00
2002	69	71	71	68	279	T49	9,872.00
2003	70	74			144	CUT	
2005	67	70	76	71	284	T69	8,643.00
2006	70	67	73	75	285	T68	8,844.00
2008	65	69	67	68	269	T13	106,000.00
2010	74	72			146	CUT	
						Total	$286,986.33

HYBL, RYAN (70.50)

Year	1st	2nd	3rd	4th	Total	Finish	Money
1999	72	69			141	CUT	
						Total	

IACIOFANO, JOEY (76.00)

Year	1st	2nd	3rd	4th	Total	Finish	Money
2005	81	71			152	CUT	
						Total	

IM, SUNGJAE (68.08)

Year	1st	2nd	3rd	4th	Total	Finish	Money
2019	68	69	71	66	274	T21	$65,760.00
2020	68	68	71	68	275	T58	16,872.00
2023	65	67	67	69	268	T29	134,000.00
						Total	$216,632.00

IMADA, RYUJI (71.43)

Year	1st	2nd	3rd	4th	Total	Finish	Money
1996	85	70			155	CUT	
2005	76	65			141	CUT	
2009	70	67	70	66	273	T43	$20,400.00
2010	72	70			142	CUT	
2012	74	70			144	CUT	
2014	73	72			145	CUT	
						Total	$20,400.00

IMMELMAN, TREVOR (70.60)

Year	1st	2nd	3rd	4th	Total	Finish	Money
2006	70	65	68	72	275	T16	$66,000.00
2011	70	72			142	CUT	
2013	73	70			143	CUT	
2014	68	78			146	CUT	
						Total	$66,000.00

INGRAHAM, STU (72.50)

Year	1st	2nd	3rd	4th	Total	Finish	Money
1986	70	75			145	CUT	
						Total	

INMAN, BOB (70.25)

Year	1st	2nd	3rd	4th	Total	Finish	Money
1953	68	73	67	73	281	T22	$165.00
						Total	$165.00

INMAN, JOE (69.53)

Year	1st	2nd	3rd	4th	Total	Finish	Money
1975	68	70	67	69	274	T13	$3,400.00
1978	69	62	73	67	271	T7	6,457.50
1979	67	68	68	71	274	T14	5,250.00
1980	72	77			149	CUT	
1981	70	66	69	67	272	T29	1,826.25
1983	66	70	72	74	282	T59	660.00
1984	70	74	68	71	283	T28	2,720.00
1985	70	69	69	68	276	T19	6,771.43
1986	74	70			144	CUT	
						Total	$27,085.18

INMAN, JOHN (70.56)

Year	1st	2nd	3rd	4th	Total	Finish	Money
1985	70	75			145	CUT	
1987	70	66	67	70	273	T6	$24,325.00
1988	69	66	72	71	278	T36	3,013.77
1989	74	69			143	CUT	
1990	69	69	72	69	279	T58	2,200.00
1991	70	69	67	72	278	T29	5,955.55
1992	71	68	73	74	286	T53	2,304.00
1993	73	71	75	69	288	T64	2,090.00
1994	74	70			144	CUT	
1996	71	71	71	72	285	T49	3,634.29
						Total	$43,522.61

INMAN, WALKER (71.00)

Year	1st	2nd	3rd	4th	Total	Finish	Money
1956	70	70	74	69	283	T28	$41.25
1959	68	73	73	71	285	T28	175.00
						Total	$216.25

IRWIN, HALE (69.96)

Year	1st	2nd	3rd	4th	Total	Finish	Money
1969	68	72	70	66	276	T18	$1,350.00
1970					144	CUT	
1971	68	67	71	73	279	T42	352.00
1983	65	68	68	70	271	T5	10,950.00
1985	66	72	71	70	279	T37	2,580.00
1987	72	68	70	69	279	T29	4,550.00
1989	72	71			143	CUT	
1992	69	72	72	75	288	T66	2,040.00
						Total	$21,822.00

ISENHOUR, TRIPP (69.92)

Year	1st	2nd	3rd	4th	Total	Finish	Money
2001	69	70	67	63	269	T7	$83,921.43
2002	69	67	72	72	280	T54	9,000.00
2007	72	68	73	77	290	77	11,160.00
						Total	$104,081.43

ISHIKAWA, RYO (71.83)

Year	1st	2nd	3rd	4th	Total	Finish	Money
2012	68	74			146	CUT	
2014	70	73			143	CUT	
2015	68	74			142	CUT	
						Total	

IVERSON, DON (69.56)

Year	1st	2nd	3rd	4th	Total	Finish	Money
1971	70	71	69	68	278	T31	$592.00
1972	69	71	68	75	283	T47	273.48
1973	69	71	66	68	274	T36	983.33
1974	68	69	70	71	278	T27	1,390.00
						Total	$3,238.81

INDIVIDUAL RESULTS

IWATA, HIROSHI (70.50)

Year	1st	2nd	3rd	4th	Total	Finish	Money
2016	71	70			141	CUT	
						Total	

JACKLIN, TONY (70.50)

Year	1st	2nd	3rd	4th	Total	Finish	Money
1975	73	69	69	71	282	T54	$445.00
						Total	$445.00

JACKSON, DAVID (72.33)

Year	1st	2nd	3rd	4th	Total	Finish	Money
1989	76	70			146	CUT	
1993	72	72	75	69	288	T64	$2,090.00
						Total	$2,090.00

JACKSON, JOHN (69.00)

Year	1st	2nd	3rd	4th	Total	Finish	Money
1981	70	69	70	67	276	T55	$666.00
						Total	$666.00

JACOBS, JOHN (72.67)

Year	1st	2nd	3rd	4th	Total	Finish	Money
1969	79	72			151	CUT	
1970					143	CUT	
1972	72	70			142	CUT	
						Total	

JACOBS, TOMMY (71.10)

Year	1st	2nd	3rd	4th	Total	Finish	Money
1957	73	72	77	78	300	T70	
1958	68	71	68	73	280	T26	$168.00
1961	70	72	66	74	282	T38	
1966	73	68	67	70	278	T31	650.00
1969	72	69	71	70	282	T50	165.71
						Total	$983.71

JACOBSEN, PETER (69.61)

Year	1st	2nd	3rd	4th	Total	Finish	Money
1977	69	70	71	71	281	T59	$409.40
1978	71	70			141	CUT	
1979	71	69	71	69	280	T39	1,140.00
1982	65	67	67	67	266	T4	11,310.00
1984	67	69	63	70	269	1	72,000.00
1985	71	69	67	66	273	T6	19,425.00
1986	73	68	67	71	279	T36	3,154.86
1987	70	71	70	69	280	T34	3,692.50
1988	68	73			141	CUT	
1989	73	68			141	CUT	
1990	68	70	69	70	277	T45	2,752.50
1991	72	70			142	CUT	
1992	68	69	76	75	288	T66	2,040.00
1994	68	68	70	69	275	T9	28,800.00
1996	72	70	71	69	282	T30	8,914.29
1997	72	70	69	71	282	T66	3,105.00
1998	73	70			143	CUT	
1999	72	69			141	CUT	
2001	74	73			147	CUT	
2002	67	69	70	73	279	T49	9,872.00
2003	63	67	69	67	266	1	720,000.00
						Total	$886,615.55

JACOBSON, FREDDIE (68.57)

Year	1st	2nd	3rd	4th	Total	Finish	Money
2006	73	67	70	70	280	T48	$11,193.60
2007	70	73			143	CUT	
2009	68	70			138	CUT	
2011	65	66	63	66	260	1	1,080,000.00
2012	65	66	70	68	269	T8	174,000.00
2013	69	70	70	68	277	T30	32,584.17
2014	69	69	69	67	274	T31	32,296.37
2016	69	72			141	CUT	
2019	70	65	72	68	275	T30	43,740.00
						Total	$1,373,814.14

JAECKEL, BARRY (69.83)

Year	1st	2nd	3rd	4th	Total	Finish	Money
1976	71	68	66	67	272	T5	$7,271.25
1977	73	71			144	CUT	
1978	72	66	66	70	274	T22	1,715.00
1979	71	71			142	T69	579.00
1980	70	68	67	68	273	T14	5,400.00
1981	69	70	70	72	281	T80	522.00
1982	67	69	64	70	270	T18	4,050.00
1984	76	70			146	CUT	
1985	69	70	71	71	281	T45	1,756.80
1986	69	74			143	CUT	
1987	71	69	70	74	284	T58	1,533.00
1988	68	70	69	73	280	T51	1,657.60
1989	74	69			143	CUT	
1990	66	72	74	67	279	T58	2,200.00
						Total	$26,684.65

JAEGER, STEPHAN (69.10)

Year	1st	2nd	3rd	4th	Total	Finish	Money
2019	70	68	70	67	275	T30	$43,740.00
2022	67	72			139	CUT	
2023	66	68	69	74	277	T64	43,200.00
						Total	$86,940.00

JAMES, BENJAMIN (71.75)

Year	1st	2nd	3rd	4th	Total	Finish	Money
2022 (a)	72	69			141	CUT	
2023 (a)	71	75			146	CUT	
						Total	

JAMIESON, JIM (70.31)

Year	1st	2nd	3rd	4th	Total	Finish	Money
1970	71	67	67	71	276	T13	$1,550.00
1971	72	65	69	73	279	T42	352.00
1972	69	71	70	73	283	T47	273.48
1976	70	69	72	76	287	T63	357.00
						Total	$2,532.48

JANUARY, DON (69.69)

Year	1st	2nd	3rd	4th	Total	Finish	Money
1956	72	66	72	72	282	T24	$160.00
1957	68	75	66	73	282	T23	184.28
1966	67	70	69	70	276	T22	1,050.00
1975	68	68	69	70	275	T18	2,400.00
						Total	$3,794.28

JANZEN, LEE (70.78)

Year	1st	2nd	3rd	4th	Total	Finish	Money
1990	71	70			141	CUT	
1991	71	72			143	CUT	
1992	68	67	73	71	279	T11	$22,000.00
1994	71	71			142	CUT	
1996	73	66	72	69	280	T18	18,257.15
1997	74	75			149	CUT	
1999	73	68			141	CUT	
2004	72	71			143	CUT	
2005	69	72			141	CUT	
2007	78	72			150	CUT	
2008	69	70			139	CUT	
2009	66	71	73		210	T73	11,460.00
2010	70	73			143	CUT	
2011	66	67	75	69	277	T67	12,240.00
2014	70	71			141	CUT	
						Total	$63,957.15

JAWOR, CASMER (71.25)

Year	1st	2nd	3rd	4th	Total	Finish	Money
1962	70	71	77	67	285	T37	$80.00
						Total	$80.00

JENKINS, TOM (69.39)

Year	1st	2nd	3rd	4th	Total	Finish	Money
1976	68	70	74	68	280	T33	$1,063.13
1980	68	73			141	CUT	
1981	69	69	66	67	271	T23	2,595.00
1983	67	71	67	66	271	T5	10,950.00
1984	71	72	72	71	286	T45	1,083.56
						Total	$15,691.69

JEWELL, JIM (70.00)

Year	1st	2nd	3rd	4th	Total	Finish	Money
1972	72	69	68	71	280	T32	$750.00
						Total	$750.00

JIMENEZ, MIGUEL A. (71.75)

Year	1st	2nd	3rd	4th	Total	Finish	Money
2002	69	71	71	76	287	T73	$7,680.00
						Total	$7,680.00

JOBE, BRANDT (69.56)

Year	1st	2nd	3rd	4th	Total	Finish	Money
1991	73	70			143	CUT	
2000	73	69			142	CUT	
2002	67	70	73	70	280	T54	$9,000.00
2008	71	67			138	CUT	
2011	65	69	67	73	274	T56	13,680.00
2012	67	72	64	72	275	T37	24,000.00
						Total	$46,680.00

JOHANSSON, PER-ULRIK (70.33)

Year	1st	2nd	3rd	4th	Total	Finish	Money
2001	70	73			143	CUT	
2003	69	68	68	74	279	T42	$14,000.00
						Total	$14,000.00

JOHNSON, DOUG (73.25)

Year	1st	2nd	3rd	4th	Total	Finish	Money
1986	72	75			147	CUT	
1987	73	73			146	CUT	
						Total	

INDIVIDUAL RESULTS

JOHNSON, DUSTIN (67.59)

Year	1st	2nd	3rd	4th	Total	Finish	Money
2008	66	70	67	69	272	T34	$32,400.00
2009	68				68	W/D	
2014	66	66	71	71	274	T31	32,296.00
2020	69	64	61	67	261	1	1,332,000.00
2021	70	68	65	71	274	T25	58,090.00
						Total	$1,454,786.00

JOHNSON, ERIC (70.00)

Year	1st	2nd	3rd	4th	Total	Finish	Money
1997	64	70	72	74	280	T53	$3,408.75
						Total	$3,408.75

JOHNSON, GEORGE (69.33)

Year	1st	2nd	3rd	4th	Total	Finish	Money
1973	72	66	65	69	272	T23	$1,653.33
1974	67	71	72	69	279	T33	949.09
1978	69	71	70	71	281	T63	372.75
						Total	$2,975.17

JOHNSON, HOWIE (69.93)

Year	1st	2nd	3rd	4th	Total	Finish	Money
1957	71	70	72	68	281	T19	$337.50
1958	71	68	70	71	280	T26	168.00
1961	69	70	71	70	280	T23	324.29
1962	73	64	68	71	276	T9	1,150.00
1964	70	69	71	67	277	T12	1,300.00
1965	74	69	73	70	286	T61	
1966	73	67	73	72	285	T69	
1967	71	70	71	69	281	T32	625.00
1968	68	69	70	69	276	T7	2,975.00
1969	72	67	63	70	272	6	3,600.00
1970					143	CUT	
						Total	$10,479.79

JOHNSON, KEVIN (70.70)

Year	1st	2nd	3rd	4th	Total	Finish	Money
1992	68	79			147	CUT	
2001	68	71	67	71	277	T50	7,477.20
2010	66	72	70	75	283	T74	11,400.00
						Total	$18,877.20

JOHNSON, RICHARD (72.25)

Year	1st	2nd	3rd	4th	Total	Finish	Money
2003	69	70	69	79	287	76	$7,520.00
2004	75	73			148	CUT	
2008	69	74			143	CUT	
						Total	$7,520.00

JOHNSON, NEIL (74.00)

Year	1st	2nd	3rd	4th	Total	Finish	Money
2017	78	70			148	CUT	
						Total	

JOHNSON, RICHARD S. (70.25)

Year	1st	2nd	3rd	4th	Total	Finish	Money
2008	70	69			139	CUT	
2010	71	71			142	CUT	
						Total	

JOHNSON, TOM (77.00)

Year	1st	2nd	3rd	4th	Total	Finish	Money
2007	79	75			154	CUT	
						Total	

JOHNSON, ZACH (68.70)

Year	1st	2nd	3rd	4th	Total	Finish	Money
2004	67	65	73	66	271	T3	$218,400.00
2005	72	63	72	71	278	T42	13,502.00
2006	67	69	69	71	276	T21	39,160.00
2007	71	74			145	CUT	
2009	67	68	66	67	268	18	90,000.00
2011	65	68	70	66	269	T24	46,425.00
2012	72	65	70	72	279	T64	12,600.00
2013	65	70	75	70	280	T58	13,542.00
2014	71	73			144	CUT	
2015	65	70	64	69	268	6	230,400.00
2016	67	71	68	70	276	T47	16,573.33
2017	75	69			144	CUT	
2018	63	68	71	69	271	T19	79,000.00
2020	68	64	67	68	267	T11	139,983.33
2021	66	70	69	69	274	T25	58,090.00
2022	72	72			144	CUT	
2023	68	66	69	65	268	T29	134,000.00
						TOTAL	$1,091,678.66

JOHNSTON, AL (71.50)

Year	1st	2nd	3rd	4th	Total	Finish	Money
1961	72	69	71	74	286	T57	
1962	67	72	73	74	286	T43	
						Total	

JOHNSTON, BILL (70.00)

Year	1st	2nd	3rd	4th	Total	Finish	Money
1961	71	67	69	73	280	T23	$324.28
						Total	$324.28

JOHNSTON, JIMMY (71.00)

Year	1st	2nd	3rd	4th	Total	Finish	Money
1993	71	72	74	71	288	T64	$2,090.00
1997	72	72			144	CUT	
1998	67	70	71	70	278	T56	4,460.00
						Total	$6,550.00

JOHNSTON, RALPH (68.83)

Year	1st	2nd	3rd	4th	Total	Finish	Money
1971	68	71	71	70	280	T48	$157.00
1972	67	67	67	69	270	T3	7,350.00
1973	70	66	71	69	276	T44	603.33
						Total	$8,110.33

JONAS, PHILIP (71.75)

Year	1st	2nd	3rd	4th	Total	Finish	Money
1987	72	69	74	72	287	T71	$1,330.00
						Total	$1,330.00

JONES, BRENDAN (72.50)

Year	1st	2nd	3rd	4th	Total	Finish	Money
2005	75	70			145	CUT	
						Total	

JONES, GORDON (71.40)

Year	1st	2nd	3rd	4th	Total	Finish	Money
1957	73	73	73	77	296	T61	
1958	68	68	74	73	283	T40	
1960	71	70	69	74	284	T37	
1966	71	71	76	69	287	72	
1971	66	70	73	69	278	T31	$592.00
						Total	$592.00

JONES, GRIER (68.56)

Year	1st	2nd	3rd	4th	Total	Finish	Money
1969	70	72	71	68	281	T42	$297.50
1970	68	68	73	66	275	T8	2,510.00
1971	68	69	68	69	274	T19	1,265.00
1973	67	67	69	70	273	T29	1,244.29
1974	68	69	70	69	276	T11	3,466.67
1977	69	69	65	65	268	T2	19,425.00
1978	70	66	68	68	272	T9	4,357.50
1981	71	68	71	65	275	T51	715.50
						Total	$33,281.46

JONES, KENT (71.06)

Year	1st	2nd	3rd	4th	Total	Finish	Money
1998	72	67	70	71	280	T65	$4,160.00
1999	70	76			146	CUT	
2001	71	65	77	74	287	84	5,332.00
2002	70	68	69	69	276	T27	27,800.00
2003	71	76			147	CUT	
2004	71	74			145	CUT	
2005	71	70			141	CUT	
2006	77	72			149	CUT	
2007	71	78			149	CUT	
2008	66	70	73	66	275	T45	16,817.14
2009	68	73			141	CUT	
2011	69	69			138	CUT	
						Total	$54,109.14

JONES, KYLE (70.00)

Year	1st	2nd	3rd	4th	Total	Finish	Money
2019	69	71			140	CUT	
						Total	

JONES, MATT (69.67)

Year	1st	2nd	3rd	4th	Total	Finish	Money
2008	73	68			141	CUT	
2010	65	67	68	70	270	T13	$99,750.00
2011	75	69			144	CUT	
2012	76	72			148	CUT	
2014	69	69	67	71	276	T46	17,186.00
2015	72	68			140	CUT	
2016	69	69	71	70	279	T64	13,794.00
2018	65	66	70	70	271	T19	79,000.00
2019	69	69	72		210	T71	13,824.00
2020	74	70			144	CUT	
2021	70	66	67	73	276	T36	30,743.63
						Total	$254,297.63

JONES, III, ROBERT (73.50)

Year	1st	2nd	3rd	4th	Total	Finish	Money
1952	74	73	73	74	294	T50	
						Total	

INDIVIDUAL RESULTS

JONES, STEVE (70.32)

Year	1st	2nd	3rd	4th	Total	Finish	Money
1986	71	69	70	69	279	T36	$3,154.86
1987	74	68	74	72	288	80	1,260.00
1990	64	68	69	72	273	T21	10,000.00
1991	70	71	68	71	280	T42	3,072.00
1995	68	68	68	71	275	T24	10,230.00
1996	72	68	71	67	278	T9	40,500.00
2001	71	75			146	CUT	
2002	76	74			150	CUT	
						Total	$68,216.86

JONES, THOMAS EUGENE (75.50)

Year	1st	2nd	3rd	4th	Total	Finish	Money
1993	74	77			151	CUT	
						Total	

JONES, TOM (71.00)

Year	1st	2nd	3rd	4th	Total	Finish	Money
1980	73	67	73	70	283	T64	$633.00
1981	73	68			141	CUT	
1983	74	70			144	CUT	
						Total	$633.00

JORDAN, PETE (70.57)

Year	1st	2nd	3rd	4th	Total	Finish	Money
1994	66	71	68	75	280	T33	$6,205.71
1995	71	68	66	70	275	T24	10,230.00
1996	74	71			145	CUT	
1997	74	70			144	CUT	
1998	75	72			147	CUT	
1999	64	65	71	67	267	T6	86,875.00
2000	71	67	72	68	278	T58	6,076.00
2001	69	66	73	72	280	T67	6,231.00
2002	78	75			153	CUT	
2006	73	75			148	CUT	
						Total	$115,617.71

JOSEPH, EDDIE (72.50)

Year	1st	2nd	3rd	4th	Total	Finish	Money
1954	73	73	71	73	290	T57	
						Total	

JULIAN, JEFF (74.00)

Year	1st	2nd	3rd	4th	Total	Finish	Money
1988	71	74			145	CUT	
1996	76	78			154	CUT	
2001	74	72			146	CUT	
2002	71	76			147	CUT	
						Total	

JURGENSEN, STEVE (71.83)

Year	1st	2nd	3rd	4th	Total	Finish	Money
1996	70	70	74	70	284	T45	$4,515.00
1997	73	70	73	73	289	80	2,700.00
1998	68	73			141	CUT	
1999	76	72			148	CUT	
						Total	$7,215.00

JUSTA, ED (70.75)

Year	1st	2nd	3rd	4th	Total	Finish	Money
1965	68	71	74	70	283	T46	$220.00
						Total	$220.00

KAMM, BRIAN (71.72)

Year	1st	2nd	3rd	4th	Total	Finish	Money
1990	75	73			148	CUT	
1991	74	72			146	CUT	
1993	69	75	69	64	277	T7	$30,125.00
1994	75	66	69	69	279	T26	8,520.00
1995	74	72			146	CUT	
1996	79	76			155	CUT	
1998	69	71			140	CUT	
						Total	$38,645.00

KANADA, CRAIG (70.21)

Year	1st	2nd	3rd	4th	Total	Finish	Money
1997	68	72	70	69	279	T40	$4,790.77
2001	74	68			142	CUT	
2007	68	71	75	75	289	T75	11,340.00
2008	67	68	70	68	273	T37	25,800.00
						Total	$41,930.77

KANE, JIM (76.00)

Year	1st	2nd	3rd	4th	Total	Finish	Money
1984	74	78			152	CUT	
						Total	

KANEKO, YOSHINORI (76.17)

Year	1st	2nd	3rd	4th	Total	Finish	Money
1992	75	72			147	CUT	
1993	79	75			154	CUT	
1997	74	82			156	CUT	
						Total	

KANG, SUNG-HOON (70.71)

Year	1st	2nd	3rd	4th	Total	Finish	Money
2011	74	64			138	CUT	
2012	72	73			145	CUT	
2016	70	67	75	70	282	T70	$13,068.00
2017	70	70	72		212	T75	12,580.00
2018	78	72			150	CUT	
2019	68	70	73		211	T78	13,176.00
2020	65	67	70	71	273	T46	19,869.00
2021	68	71			139	CUT	
2022	73	74			147	CUT	
						Total	$58,693.00

KARCHER, JOHN (72.50)

Year	1st	2nd	3rd	4th	Total	Finish	Money
1990	73	72			145	CUT	
						Total	

KARLSSON, ROBERT (68.50)

Year	1st	2nd	3rd	4th	Total	Finish	Money
2012	68	68	66	72	274	T29	$36,525.00
						Total	$36,525.00

KASER, MONTY (71.50)

Year	1st	2nd	3rd	4th	Total	Finish	Money
1972	71	70	70	74	285	T60	$217.39
1976	69	71	75	72	287	T63	357.00
						Total	$574.39

KASK, FRED (77.00)

Year	1st	2nd	3rd	4th	Total	Finish	Money
1955	75	73	82	78	308	74	
						Total	

KATAYAMA, SHINGO (73.50)

Year	1st	2nd	3rd	4th	Total	Finish	Money
2002	71	76			147	CUT	
						Total	

KAUFMAN, SMYLIE (72.50)

Year	1st	2nd	3rd	4th	Total	Finish	Money
2016	74	72			146	CUT	
2017	68	67	72	69	276	T35	$31,407.50
2018	80	78			158	CUT	
						Total	$31,407.50

KAY, BOB (71.39)

Year	1st	2nd	3rd	4th	Total	Finish	Money
1952	72	75	74	74	295	55	
1953	70	68	71	72	281	T22	$165.00
1954	71	71	65	70	277	T11	360.00
1955	68	71	74	71	284	T15	338.33
1956	75	71	72	70	288	T54	
1957	70	75	76	76	297	T66	
1958	69	70	71	69	279	T20	350.00
1962	72	67	73	70	282	T21	450.00
1965	72	72	73	70	287	T64	
						Total	$1,663.33

KAY JR., JACK (70.75)

Year	1st	2nd	3rd	4th	Total	Finish	Money
1989	70	70	72	71	283	T68	$2,030.00
						Total	$2,030.00

KAYE, JONATHAN (68.79)

Year	1st	2nd	3rd	4th	Total	Finish	Money
1995	71	73			144	CUT	
1998	67	66	73	71	277	T47	$5,022.22
1999	69	66	66	72	273	T26	17,375.00
2000	72	66	66	68	272	T18	34,080.00
2001	62	71	72	68	273	T29	19,286.43
2002	65	67	65	70	267	T2	352,000.00
2003	66	72	67	73	278	T36	18,433.33
2006	69	68	70	68	275	T16	66,000.00
2008	71	70			141	CUT	
2009	68	71			139	CUT	
						Total	$512,196.98

KEALEY, CRAIG (81.25)

Year	1st	2nd	3rd	4th	Total	Finish	Money
1994	84	79			163	CUT	
2005	84	78			162	CUT	
						Total	

KEISER, BRIAN (78.50)

Year	1st	2nd	3rd	4th	Total	Finish	Money
2021	83	74			157	CUT	
						Total	

KELLEY, AL (72.75)

Year	1st	2nd	3rd	4th	Total	Finish	Money
1963	69	73	77	72	291	T55	
						Total	

INDIVIDUAL RESULTS

KELLEY, KEN (76.00)

Year	1st	2nd	3rd	4th	Total	Finish	Money
1983	70	75			145	CUT	
1984	78	81			159	CUT	
						Total	

KELLEY, TONY (74.13)

Year	1st	2nd	3rd	4th	Total	Finish	Money
1989	75	72			147	CUT	
1990	77	74			151	CUT	
1994	74	71			145	CUT	
1997	74	72			146	CUT	
1998	73	78			151	CUT	
2000	73	77			150	CUT	
2001	73	72			145	CUT	
2009	75	76			151	CUT	
						Total	$0.00

KELLY, JERRY (69.30)

Year	1st	2nd	3rd	4th	Total	Finish	Money
1996	69	75			144	CUT	
1997	70	74			144	CUT	
1998	76	71			147	CUT	
1999	71	69			140	CUT	
2001	67	65	69	68	269	T7	$83,921.42
2002	72	72			144	CUT	
2004	66	71	70	67	274	T13	69,825.00
2005	68	67	67	66	268	T4	177,733.33
2006	72	79			151	CUT	
2007	69	68	68	70	275	T15	90,000.00
2008	69	70			139	CUT	
2009	65	70	73	72	280	T70	11,940.00
2010	66	71	73	68	278	63	12,840.00
2011	69	66	67	69	271	T38	27,000.00
2012	66	72	68	69	275	T37	24,000.00
2013	67	68	71	70	276	T24	49,410.00
2014	70	66	71	67	274	T31	32,296.37
2015	75	67			142	CUT	
2016	64	70	69	64	267	2	712,800.00
						Total	$1,291,766.12

KELLY, PAUL (70.50)

Year	1st	2nd	3rd	4th	Total	Finish	Money
1966	71	71	70	70	282	T59	
						Total	

KELLY, TROY (71.00)

Year	1st	2nd	3rd	4th	Total	Finish	Money
2012	75	66			141	CUT	
2017	73	70			143	CUT	
						Total	

KENDALL, SKIP (69.56)

Year	1st	2nd	3rd	4th	Total	Finish	Money
1993	76	69			145	CUT	
1995	70	71	68	73	282	T59	$2,592.00
1997	72	72			144	CUT	
1999	63	68	68	66	265	2	270,000.00
2000	67	70	67	70	274	T32	13,626.66
2001	71	71			142	CUT	
2002	65	72	67	67	271	T7	124,666.67
2003	73	72			145	CUT	
2004	69	69	66	75	279	T49	10,365.60
2006	68	67	74	65	274	T9	101,828.58
2010	69	69	70	75	283	T74	$11,400.00
						Total	$534,479.51

KENNEDY, JOHN (70.75)

Year	1st	2nd	3rd	4th	Total	Finish	Money
1969	69	70	74	70	283	T57	$160.00
						Total	$160.00

KESSELRING, GERRY (70.38)

Year	1st	2nd	3rd	4th	Total	Finish	Money
1955	68	66	70	74	278	T4	$1,150.00
1956	70	71	73	71	285	T42	
						Total	$1,150.00

KESTNER, DARRELL (72.00)

Year	1st	2nd	3rd	4th	Total	Finish	Money
1982	72	74			146	CUT	
1983	72	70			142	CUT	
						Total	

KEYTER, BRUCE (73.00)

Year	1st	2nd	3rd	4th	Total	Finish	Money
1957	72	73	69	78	292	T50	
						Total	

KIELY, JIM (71.00)

Year	1st	2nd	3rd	4th	Total	Finish	Money
1982	73	69			142	CUT	
						Total	

KILLEEN, J.J. (72.00)

Year	1st	2nd	3rd	4th	Total	Finish	Money
2012	69	75			144	CUT	
						Total	

KIM, ANTHONY (67.33)

Year	1st	2nd	3rd	4th	Total	Finish	Money
2009	66	66	67	67	266	T11	$138,000.00
2011	69	69			138	CUT	
						Total	$138,000.00

KIM, BIO (69.50)

Year	1st	2nd	3rd	4th	Total	Finish	Money
2011	71	68			139	CUT	
						Total	

KIM, KYUNG (71.00)

Year	1st	2nd	3rd	4th	Total	Finish	Money
2012	72	70			142	CUT	
						Total	

KIM, MICHAEL (70.22)

Year	1st	2nd	3rd	4th	Total	Finish	Money
2016	69	72			141	CUT	
2017	67	72	70	73	282	T69	$13,532.00
2018	69	73			142	CUT	
2019	69	73			142	CUT	
2020	70	72			142	CUT	
2021	74	71			145	CUT	
2023	68	65	66	71	270	T38	83,000.00
						Total	$96,532.00

KIM, SI WOO (68.80)

Year	1st	2nd	3rd	4th	Total	Finish	Money
2016	69	70	67	67	273	T25	$47,226.66
2018	66	70	70	66	272	T26	49,700.00
2019	70	69			139	CUT	
2020	68	66	68	65	267	T11	139,983.34
2021	74	70			144	CUT	
2022	72	67			139	CUT	
2023	72	70			142	CUT	
						Total	$236,910.00

KIM, S.H (69.50)

Year	1st	2nd	3rd	4th	Total	Finish	Money
2023	66	73			139	CUT	
						Total	

KIM, TOM (67.50)

Year	1st	2nd	3rd	4th	Total	Finish	Money
2023	69	64	72	65	270	T38	$83,000.00
						Total	$83,000.00

KIM, WHEE (72.63)

Year	1st	2nd	3rd	4th	Total	Finish	Money
2015	67	75			142	CUT	
2016	74	74			148	CUT	
2017	70	73			143	CUT	
2019	77	71			148	CUT	
						Total	

KIMBALL, KARL (70.75)

Year	1st	2nd	3rd	4th	Total	Finish	Money
1989	69	72			141	CUT	
1991	70	72			142	CUT	
						Total	

KING, BRAD (71.00)

Year	1st	2nd	3rd	4th	Total	Finish	Money
1994	69	73			142	CUT	
						Total	

KING, CLAUDE (72.25)

Year	1st	2nd	3rd	4th	Total	Finish	Money
1963	72	71	72	74	289	T50	
						Total	

KING, FRANK (72.75)

Year	1st	2nd	3rd	4th	Total	Finish	Money
1953	79	70	75	67	291	T48	
						Total	

KING, JIM (73.00)

Year	1st	2nd	3rd	4th	Total	Finish	Money
1963	75	71			146	W/D	
						Total	

KIRBY, EDDIE (73.75)

Year	1st	2nd	3rd	4th	Total	Finish	Money
1989	76	74			150	CUT	
1994	72	73			145	CUT	
						Total	

INDIVIDUAL RESULTS

KIRK, CHRIS (70.50)

Year	1st	2nd	3rd	4th	Total	Finish	Money
2011	71	72			143	CUT	
2013	66	72	69	73	280	T58	$13,542.00
2021	71	70			141	CUT	
						Total	$13,542.00

KIRKPATRICK, JIM (77.25)

Year	1st	2nd	3rd	4th	Total	Finish	Money
1955	75	79	76	79	309	75	
						Total	

KIRKWOOD, JOE (71.90)

Year	1st	2nd	3rd	4th	Total	Finish	Money
1952	72	71			143	W/D	
1963	73	71	77	75	296	T71	
1965	71	70	74	65	280	T21	$777.78
						Total	$777.78

KISNER, KEVIN (68.56)

Year	1st	2nd	3rd	4th	Total	Finish	Money
2011	70	70			140	CUT	
2012	66	76			142	CUT	
2019	69	65	71	67	272	T15	$115,200.00
2020	71	71			142	CUT	
2021	70	63	74	63	270	T5	253,820.00
2022	67	64	66	71	268	T6	320,587.50
2023					0	WD	
						Total	$689,607.50

KITAYAMA, KURT (68.50)

Year	1st	2nd	3rd	4th	Total	Finish	Money
2023	71	66			137	CUT	
						Total	

KITE, CHRIS (73.00)

Year	1st	2nd	3rd	4th	Total	Finish	Money
1987	74	72			146	CUT	
1994	68	71	74	79	292	70	$2,400.00
						Total	$2,400.00

KITE, TOM (68.75)

Year	1st	2nd	3rd	4th	Total	Finish	Money
1973	68	71	63	65	267	T7	$5,460.00
1974	72	68	66	70	276	T11	3,466.66
1976	70	70	71	70	281	T41	695.33
1977	68	65	70	69	272	T11	4,252.50
1983	66	66	72	70	274	T13	5,625.00
1985	72	68	72	66	278	T29	3,652.50
1986	68	69	69	72	278	T29	4,355.14
1992	72	67	72	68	279	T11	22,000.00
1996	72	68	66	68	274	2	162,000.00
1999	67	69	65	70	271	T17	37,500.00
						Total	$249,007.13

KIZZIRE, PATTON (69.86)

Year	1st	2nd	3rd	4th	Total	Finish	Money
2009	71	73			144	CUT	
2017	73	67	68	70	278	T53	$15,742.00
2018	73	70			143	CUT	
2019	71	72			143	CUT	
2020	66	66	66	67	265	T6	233,470.00
2021	70	72			142	CUT	
2022	67	69	70	74	280	T64	18,011.00
2023	67	75			142	CUT	
						Total	$267,223.00

KJELDSEN, SOREN (69.75)

Year	1st	2nd	3rd	4th	Total	Finish	Money
2016	68	69	69	73	279	T64	$13,794.00
						Total	$13,794.00

KLEIN, JEFF (73.50)

Year	1st	2nd	3rd	4th	Total	Finish	Money
2003	73	74			147	CUT	
						Total	

KLEIN, MIKE (72.00)

Year	1st	2nd	3rd	4th	Total	Finish	Money
1980	70	74			144	CUT	
						Total	

KLINE, JOHN (73.13)

Year	1st	2nd	3rd	4th	Total	Finish	Money
1957	73	73	72	73	291	T46	
1958	74	73	77	69	293	T64	
1959	72	74	74	70	290	T51	
1960	74	75	75	72	296	66	
						Total	

KLUBA, KENT (73.00)

Year	1st	2nd	3rd	4th	Total	Finish	Money
1989	72	74			146	CUT	
						Total	

KNEECE, HAROLD (71.58)

Year	1st	2nd	3rd	4th	Total	Finish	Money
1961	71	70	70	74	285	T52	
1962	73	71	71	72	287	T48	
1963	72	70	73	72	287	T33	$182.22
						Total	$182.22

KNIGHT, DICK (70.25)

Year	1st	2nd	3rd	4th	Total	Finish	Money
1953	70	73	69	73	285	T37	
1959	70	74	66	69	279	T8	$950.00
1960	66	67	74	72	279	T13	700.00
						Total	$1,650.00

KNIGHT, JOHN (69.00)

Year	1st	2nd	3rd	4th	Total	Finish	Money
1956	70	71	68	67	276	T9	$665.00
						Total	$665.00

KNOST, COLT (69.67)

Year	1st	2nd	3rd	4th	Total	Finish	Money
2009	66	66	69	73	274	T47	$16,140.00
2011	67	68	65	72	272	T43	18,840.00
2012	71	71			142	CUT	
2013	76	71			147	CUT	
2015	67	70	69	68	274	T39	23,680
2016	71	74			145	CUT	
						Total	$58,660.00

KNOUS, JIM (70.50)

Year	1st	2nd	3rd	4th	Total	Finish	Money
2019	70	71			141	CUT	
						Total	

KNOX, KENNY (72.35)

Year	1st	2nd	3rd	4th	Total	Finish	Money
1982	75	71			146	CUT	
1984	71	77			148	CUT	
1985	75	73			148	CUT	
1986	66	69	67	75	277	T24	$5,810.00
1987	77				77	W/D	
1989	65	67	69	76	277	T34	4,942.85
1990	72	68			140	CUT	
1992	64	71	77	76	288	T66	2,040.00
1993	75	88			163	CUT	
						Total	$12,792.85

KNOX, RUSSELL (69.24)

Year	1st	2nd	3rd	4th	Total	Finish	Money
2012	70	73			143	CUT	
2013	69	67	69	69	274	T13	$111,020.00
2014	66	72	70	71	279	T61	13,206.00
2015	73				73	WD	
2016	67	67	64	68	266	1	1,188,000.00
2017	69	70	68	73	280	T62	14,484.00
2018	73	64	70	66	275	T38	30,800.00
2019	69	69	71	65	274	T21	65,760.00
2020	74	69			143	CUT	
2021	73	68			141	CUT	
2022	71	73			144	CUT	
2023	68	68	70	66	272	T49	51,533.34
						Total	$1,474,803.34

KNUDSON, GEORGE (70.13)

Year	1st	2nd	3rd	4th	Total	Finish	Money
1970	73	69	73	75	290	T70	$173.91
1972	70	69	70	69	278	T18	1,351.88
1973	67	66	68	72	273	T29	1,244.28
1975	70	71	72	68	281	T45	540.00
						Total	$3,310.07

KOCH, GARY (71.14)

Year	1st	2nd	3rd	4th	Total	Finish	Money
1978	70	68	69	68	275	T31	$1,191.00
1982	72	72			144	CUT	
1985	71	75			146	CUT	
1986	72	69	71	70	282	T58	1,547.00
1987	75	74			149	CUT	
						Total	$2,738.00

KODAIRA, SATOSHI (71.40)

Year	1st	2nd	3rd	4th	Total	Finish	Money
2018	72	80			152	CUT	
2019	70	75			145	CUT	
2021	63	72	68	73	276	T36	$30,743.63
2022	67	74			141	CUT	
						Total	$30,743.63

INDIVIDUAL RESULTS

KOEPKA, BROOKS (68.40)

Year	1st	2nd	3rd	4th	Total	Finish	Money
2014	65	72	71	69	277	T27	$14,591.00
2016	67	70	64	69	270	T9	184,800.00
2018	68	69	69	65	271	T19	79,000.00
2019	71	66	72	71	280	T57	16,128.00
2021	69	67	69	65	270	T5	253,820.00
						Total	$548,339.00

KOEPKA, CHASE (71.00)

Year	1st	2nd	3rd	4th	Total	Finish	Money
2021	69	73			142	CUT	
						Total	

KOHLES, BEN (71.00)

Year	1st	2nd	3rd	4th	Total	Finish	Money
2013	74	67			141	CUT	
2022	73	70			143	CUT	
						Total	

KOKRAK, JASON (69.77)

Year	1st	2nd	3rd	4th	Total	Finish	Money
2012	74	66	72		212	T81	$10,560.00
2015	69	66	69	71	275	T48	16,085.34
2016	70	66	73	65	274	T34	34,815.00
2017	71	67	66	71	275	T26	46,277.77
2018	66	78			144	CUT	
2019	75	74			149	CUT	
2020	70	69			139	CUT	
2022	67				67	DQ	
						Total	$107,738.11

KOLAKOWSKI, FRED (77.00)

Year	1st	2nd	3rd	4th	Total	Finish	Money
1992	78	76			154	CUT	
						Total	

KOLB, HAROLD (76.50)

Year	1st	2nd	3rd	4th	Total	Finish	Money
1988	75	75			150	CUT	
1990	78	78			156	CUT	
						Total	

KORTAN, BRIAN (69.50)

Year	1st	2nd	3rd	4th	Total	Finish	Money
2004	70	71	69	68	278	T44	$13,053.60
						Total	$13,053.60

KRAFT, GREG (70.75)

Year	1st	2nd	3rd	4th	Total	Finish	Money
1992	74	77			151	CUT	
1993	72	67	72	72	283	T38	$3,800.00
1994	66	71	73	76	286	63	2,568.00
1995	67	72	70	73	282	T59	2,592.00
1996	70	71	72	74	287	T61	3,195.00
1997	72	74			146	CUT	
1998	69	67	67	73	276	T36	8,209.09
2000	66	70	71	68	275	T44	8,960.00
2001	68	72	74	67	281	T73	5,983.00
2002	76	76			152	CUT	
2006	68	72	69	72	281	T53	10,090.67
2008	69	67	66	71	273	T37	25,800.00
2010	72	68			140	CUT	
						Total	$71,197.76

KRAFT, KELLY (70.25)

Year	1st	2nd	3rd	4th	Total	Finish	Money
2012	79	73			152	CUT	
2016	74	70			144	CUT	
2017	70	71			141	CUT	
2018	66	72	70	69	277	T47	$17,578.00
2019	70	73			143	CUT	
2022	68	70	70	70	278	T56	19,007.00
2023	65	71	68	66	270	T38	83,000.00
						Total	$119,585.00

KRAK, MIKE (72.08)

Year	1st	2nd	3rd	4th	Total	Finish	Money
1955					290	T34	
1956	69	71	72	72	284	T37	
1963	72	73	73	73	291	T55	
						Total	

KRATZERT, BILLY (70.27)

Year	1st	2nd	3rd	4th	Total	Finish	Money
1976	71	69	68	66	274	T12	$4,060.00
1977	66	66	64	69	265	1	42,000.00
1978	66	67	69	66	268	T2	16,240.00
1980	72	71			143	CUT	
1981	65	65	69	74	273	T37	1,200.00
1982	70	72			142	CUT	
1983	71	72			143	CUT	
1984	70	68	64	71	273	T3	23,200.00
1985	70	73			143	CUT	
1986	71	70	69	73	283	T62	1,498.00
1987	74	77			151	CUT	
1988	67	72	73	68	280	T51	1,657.60
1989	72	68	69	73	282	T64	2,090.00
1990	71	71			142	CUT	
1991	78	76			154	W/D	
1993	71	67	73	70	281	T26	7,550.00
1995	72	77			149	CUT	
1996	73	68	74	74	289	T67	3,030.00
						Total	$102,525.60

KRENKEL, CHARLIE (70.00)

Year	1st	2nd	3rd	4th	Total	Finish	Money
1981	68	72			140	CUT	
1982	69	70	70	71	280	T68	$609.00
						Total	$609.00

KRESGE, CLIFF (69.87)

Year	1st	2nd	3rd	4th	Total	Finish	Money
2001	74	73			147	CUT	
2004	75	69			144	CUT	
2007	71	70	69	71	281	T46	$15,810.00
2008	70	68			138	CUT	
2009	67	71			138	CUT	
2010	70	64	71	66	271	T21	$60,000.00
						Total	$75,810.00

KRIBEL, JOEL (73.00)

Year	1st	2nd	3rd	4th	Total	Finish	Money
1999	70	71			141	CUT	
2004	77	74			151	CUT	
						Total	

KRINGLE, ED (71.50)

Year	1st	2nd	3rd	4th	Total	Finish	Money
1955	68	68			136	W/D	
1956	71	75	71	75	292	66	
1958	70	73	69	75	287	T51	
						Total	

KRINGLE, FRANK (74.00)

Year	1st	2nd	3rd	4th	Total	Finish	Money
1952	75	74	71	71	291	T42	
1953	76	74	77		227	W/D	
						Total	

KROLL, TED (69.36)

Year	1st	2nd	3rd	4th	Total	Finish	Money
1952	69	70	67	67	273	1	$2,400.00
1953	69	69	71	68	277	T12	380.00
1954	70	69	69	68	276	T7	600.00
1955	68	73	72	72	285	T21	220.00
1956	71	69	67	67	274	2	2,200.00
1958	67	72	66	69	274	T8	900.00
1961	67	62	70	72	271	2	3,000.00
1962	71	68	72	69	280	T15	740.00
1963	73	72	71	71	287	T33	182.23
						Total	$10,622.23

KRUEGER, GARY (72.33)

Year	1st	2nd	3rd	4th	Total	Finish	Money
1984	72	72	74	73	291	T73	$772.00
1987	70	73			143	CUT	
						Total	$772.00

KUBOYA, KENICHI (70.50)

Year	1st	2nd	3rd	4th	Total	Finish	Money
2003	71	70			141	CUT	
						Total	

KUCHAR, MATT (69.83)

Year	1st	2nd	3rd	4th	Total	Finish	Money
1999	76	71			147	CUT	
2002	75	71			146	CUT	
2003	77	68			145	CUT	
2004	70	74			144	CUT	
2005	70	67	70	70	277	T36	$19,815.83
2008	67	70	66	73	276	T52	13,851.43
2012	67	68	66	68	269	T8	174,000.00
2014	66	67	72	69	274	T31	32,296.00
2016	69	67	71	65	272	T17	83,490.00
2023	77	68			145	CUT	
						Total	$323,453.26

INDIVIDUAL RESULTS

KUEHNE, HANK (69.80)

Year	1st	2nd	3rd	4th	Total	Finish	Money
2003	72	67	75	69	283	T63	$8,400.00
2004	68	65	71	70	274	T13	69,825.00
2005	71	70			141	CUT	
						Total	$78,225.00

KUEST, PETER (70.50)

Year	1st	2nd	3rd	4th	Total	Finish	Money
2020	73	68			141	CUT	
						Total	

KUFTA, WILLIAM (73.25)

Year	1st	2nd	3rd	4th	Total	Finish	Money
1953	74	72	76	75	297	T57	
1958	71	73	71	74	289	T55	
						Total	

KUNA, ED (74.75)

Year	1st	2nd	3rd	4th	Total	Finish	Money
1963	72	74	75	78	299	T73	
						Total	

KUNES, JOE (69.50)

Year	1st	2nd	3rd	4th	Total	Finish	Money
1977	71	68	69	70	278	T39	$840.00
1978	72	67	72	67	278	T46	559.43
						Total	$1,399.43

KURAMOTO, MASSY (74.50)

Year	1st	2nd	3rd	4th	Total	Finish	Money
1993	73	76			149	CUT	
						Total	

LA CLAIR, HUSTON (70.88)

Year	1st	2nd	3rd	4th	Total	Finish	Money
1958	70	75	69	71	285	T44	
1964	70	68	72	72	282	T42	
						Total	

LA'CASSIE, BRONSON (72.00)

Year	1st	2nd	3rd	4th	Total	Finish	Money
2014	73	71			144	CUT	
						Total	

LABELLE II, DOUG (70.84)

Year	1st	2nd	3rd	4th	Total	Finish	Money
2007	68	73	71	68	280	T43	$21,000.00
2008	70	73			143	CUT	
2013	73	75			148	CUT	
2014	65	71	72	71	279	T61	13,206.00
						Total	$34,206.00

LABUTIS, AL (73.64)

Year	1st	2nd	3rd	4th	Total	Finish	Money
1952	73	76	75		224	W/D	
1953	75	69	80		224	W/D	
1955	73	73	70	74	290	T39	
1957	71	75	70	77	293	T54	
						Total	

LADEHOFF, GREG (73.13)

Year	1st	2nd	3rd	4th	Total	Finish	Money
1986	80	72			152	CUT	
1989	72	75			147	CUT	
1991	68	70	72	76	286	70	$2,000.00
						Total	$2,000.00

LAFRANCIS, BOB (74.53)

Year	1st	2nd	3rd	4th	Total	Finish	Money
1955	74	81	81		236	W/D	
1956	68	75	74	78	295	T71	
1957	76	71	75	75	297	T66	
1960	76	72	71	71	290	T61	
						Total	

LAHIRI, ANIRBAN (69.93)

Year	1st	2nd	3rd	4th	Total	Finish	Money
2017	73	63	71	67	274	T17	$83,111,11
2018	67	67	65	69	268	T9	189,000.00
2019	72	77			149	CUT	
2021	70	75			145	CUT	
2022	70	73			143	CUT	
						Total	$272,111.11

LAIRD, MARTIN (68.81)

Year	1st	2nd	3rd	4th	Total	Finish	Money
2008	70	70			140	CUT	
2010	69	70			139	CUT	
2011	68	67	66	69	270	T33	$33,960.00
2015	70	67	67	67	271	T15	102,400.00
2016	68	69	68	73	278	T62	14,190.00
2017	72	70			142	CUT	
2018	67	71	70	71	279	T61	14,910.99
2019	67	67	68	72	274	T21	65,760.00
2022	63	69	66	72	270	T13	159,775.00
2023	69	70			139	CUT	
						Total	$390,995.99

LAMB, RICK (70.00)

Year	1st	2nd	3rd	4th	Total	Finish	Money
2017	69	69	68	68	274	T17	$83,111.11
2018	69	77			146	CUT	
						Total	$83,111.11

LAMBO, JERRY (74.25)

Year	1st	2nd	3rd	4th	Total	Finish	Money
1953	77	73	77	70	297	T57	
						Total	

LAMELY, DEREK (69.67)

Year	1st	2nd	3rd	4th	Total	Finish	Money
2010	71	72			143	CUT	
2012	68	71	68	68	275	T37	$24,000.00
						Total	$24,000.00

LAMONTAGNE, STEVE (72.75)

Year	1st	2nd	3rd	4th	Total	Finish	Money
1990	74	69			143	CUT	
1992	75	66	73	78	292	T77	$1,850.00
1993	68	70	77	74	289	T68	2,000.00
1994	76	73			149	CUT	
						Total	$3,850.00

LAMORE, TOM (74.50)

Year	1st	2nd	3rd	4th	Total	Finish	Money
1984	73	76			149	CUT	
						Total	

LANCASTER, NEAL (71.06)

Year	1st	2nd	3rd	4th	Total	Finish	Money
1990	71	71			142	CUT	
1991	71	70	71	69	281	T52	$2,345.00
1992	72	72			144	CUT	
1993	72	75			147	CUT	
1995	73	70			143	CUT	
1996	67	72	72	72	283	T37	6,300.00
1997	74	71			145	CUT	
1998	71	63	69	70	273	T20	22,480.00
1999	75	71			146	CUT	
2000	72	73			145	CUT	
2001	69	69	74	73	285	T80	5,549.00
2002	71	73			144	CUT	
2003	67	72	73	67	279	T42	14,000.00
2004	74	69			143	CUT	
2005	71	69	70	73	283	T66	8,858.00
2006	74	72			146	CUT	
2012	72	68	71		211	T76	11,040.00
						Total	$70,572.00

LANDRUM, RALPH (72.13)

Year	1st	2nd	3rd	4th	Total	Finish	Money
1983	68	72			140	CUT	
1984	72	72	74	75	293	T76	$748.00
1985	74	70			144	CUT	
						Total	$748.00

LANDRY, ANDREW (70.64)

Year	1st	2nd	3rd	4th	Total	Finish	Money
2016	70	71			141	CUT	
2018	81	67			148	CUT	
2019	67	71	65	74	277	T43	$21,924.00
2022	74	67			141	CUT	
2023	67	68	75	72	282	67	42,200.00
						Total	$64,124.00

LANG, KEN (74.63)

Year	1st	2nd	3rd	4th	Total	Finish	Money
1953	69	76	71	78	294	56	
1955	70	75	80	78	303	T69	
						Total	

LANGER, BERNHARD (69.33)

Year	1st	2nd	3rd	4th	Total	Finish	Money
1987	65	65	72	72	274	T8	$20,300.00
1988	72	70			142	CUT	
						Total	$20,300.00

INDIVIDUAL RESULTS

LANGERT, ED (71.50)

Year	1st	2nd	3rd	4th	Total	Finish	Money
1960	74	71	70	71	286	T45	
						Total	

LANGHAM, FRANKLIN (70.75)

Year	1st	2nd	3rd	4th	Total	Finish	Money
1996	70	75			145	CUT	
1998	74	71			145	CUT	
1999	71	68	67	67	273	T26	$17,375.00
2001	70	67	78	71	286	T82	5,425.00
2005	65	70	75	73	283	T66	8,858.00
						Total	$31,658.00

LANGLEY, JIM (71.25)

Year	1st	2nd	3rd	4th	Total	Finish	Money
1968	71	68	71	75	285	T43	$171.66
						Total	$171.66

LANGLEY, SCOTT (69.00)

Year	1st	2nd	3rd	4th	Total	Finish	Money
2013	70	71			141	CUT	
2014	64	65	70	71	270	T11	$123,114.00
2015	65	68	73	67	273	T25	41,234.28
2019	65	73	68	76	282	T66	14,904.00
						Total	$179,252.28

LANKFORD, JEFFREY (76.00)

Year	1st	2nd	3rd	4th	Total	Finish	Money
1988	77	75			152	CUT	
						Total	

LARDON, BRAD (73.20)

Year	1st	2nd	3rd	4th	Total	Finish	Money
1991	73	71			144	CUT	
1994	72	69	71	78	290	69	$2,424.00
2002	77	76			153	CUT	
2004	75	70			145	CUT	
						Total	$2,424.00

LARRAIN, CARLOS (75.00)

Year	1st	2nd	3rd	4th	Total	Finish	Money
2002	74	76			150	CUT	
						Total	

LARSEINGUE, WILFRED (72.75)

Year	1st	2nd	3rd	4th	Total	Finish	Money
1959	70	72	73	76	291	T56	
						Total	

LASHER, CHUCK (79.00)

Year	1st	2nd	3rd	4th	Total	Finish	Money
1984	79	83			162	CUT	
1988	77	77			154	CUT	
						Total	

LASHLEY, NATE (69.50)

Year	1st	2nd	3rd	4th	Total	Finish	Money
2018						DNS	
2021	69	67	73	74	283	T76	$14,134.00
2022	68	68	67	69	272	T25	61,835.00
2023	70	70			140	CUT	
						Total	$75,969.00

LAUDIEN, MIKE (77.00)

Year	1st	2nd	3rd	4th	Total	Finish	Money
1992	74	82			156	CUT	
1998	74	76			150	CUT	
2002	76	74			150	CUT	
2006	77	83			160	CUT	
						Total	

LAWRENCE, PALMER (72.00)

Year	1st	2nd	3rd	4th	Total	Finish	Money
1954	72	70	73	73	288	T46	
						Total	

LAYCOCK, SCOTT (70.50)

Year	1st	2nd	3rd	4th	Total	Finish	Money
2003	72	69			141	CUT	
						Total	

LEANEY, STEPHEN (72.50)

Year	1st	2nd	3rd	4th	Total	Finish	Money
2006	73	70			143	CUT	
2007	72	75			147	CUT	
2008	72	71			143	CUT	
2009	72	75			147	CUT	
						Total	

LEBIODA, HANK (68.56)

Year	1st	2nd	3rd	4th	Total	Finish	Money
2019	69	65	74	70	278	T51	$17,328.00
2020	68	67	66	70	272	T41	27,750.00
2021	69	68	67	66	270	T5	253,820.00
2022	66	70	74	68	278	T56	19,007.00
						Total	$317,905.00

LEE, DANNY (69.36)

Year	1st	2nd	3rd	4th	Total	Finish	Money
2009	74	74			148	CUT	
2012	69	70	73		212	T81	$10,560.00
2014	72	69			141	CUT	
2015	66	67	69	71	273	T25	41,234.28
2017	68	67	68	67	270	T3	394,400.00
2018	67	68	66	69	270	T15	115,500.00
2019	73	69			142	CUT	
2020	67	71			138	CUT	
2021	71	69			140	CUT	
2022					0	WD	
						Total	$561,694.28

LEE, D.H. (70.00)

Year	1st	2nd	3rd	4th	Total	Finish	Money
2013	72	68	70	69	279	T51	$14,500.00
2016	73	68			141	CUT	
						Total	$14,500.00

LEE, K.H. (68.81)

Year	1st	2nd	3rd	4th	Total	Finish	Money
2019	64	72	67	68	271	T13	$144,000.00
2020	69	69			138	CUT	
2021	69	64	69	80	282	T73	14,578.00
2022	68	64	66	73	271	T19	106,101.66
2023	69	70			139	CUT	
						Total	$264,679.66

LEE, LUCAS (68.75)

Year	1st	2nd	3rd	4th	Total	Finish	Money
2016	68	69	72	66	275	T38	$25,740.00
						Total	$25,740.00

LEE, MIN WOO (65.75)

Year	1st	2nd	3rd	4th	Total	Finish	Money
2023	66	65	65	67	263	T9	$525,000.00
						Total	$525,000.00

LEE, RICHARD H. (69.25)

Year	1st	2nd	3rd	4th	Total	Finish	Money
2013	66	71	66	74	277	T30	$32,584.00
						Total	$32,584.00

LEE, STAN (70.10)

Year	1st	2nd	3rd	4th	Total	Finish	Money
1976	72	69	72	74	287	T63	$357.00
1977	69	70	71	70	280	T54	462.00
1978	68	67	66	71	272	T9	4,357.50
1979	68	72	70	72	282	T55	684.00
1980	70	68	72	71	281	T57	663.00
						Total	$6,523.50

LEFFINGWELL, FRED (70.50)

Year	1st	2nd	3rd	4th	Total	Finish	Money
1962	69	71	72	70	282	T21	$450.00
						Total	$450.00

LEGGATT, IAN (70.67)

Year	1st	2nd	3rd	4th	Total	Finish	Money
2001	67	73	71	69	280	T67	$6,231.00
2006	69	75			144	CUT	
						Total	$6,231.00

LEGRANGE, COBIE (71.67)

Year	1st	2nd	3rd	4th	Total	Finish	Money
1965	73	70	72	70	285	T55	
1967	69	72	71	70	282	T37	$512.50
1968	70	72	77	74	293	68	
						Total	$512.50

LEHMANN, TED (75.50)

Year	1st	2nd	3rd	4th	Total	Finish	Money
1987	78	73			151	CUT	
						Total	

LEHMAN, TOM (71.07)

Year	1st	2nd	3rd	4th	Total	Finish	Money
1983	75	69			144	CUT	
1984	75	75			150	CUT	
1985	73	72			145	CUT	
1992	74				74	W/D	
1999	67	69	71	74	281	T62	$5,275.00
2007	67	68	70	67	272	T6	201,000.00
						Total	$206,275.00

LEIDER, CHARLES (72.25)

Year	1st	2nd	3rd	4th	Total	Finish	Money
1960	74	68	73	74	289	T58	
						Total	

INDIVIDUAL RESULTS

LEISHMAN, MARC (68.39)

Year	1st	2nd	3rd	4th	Total	Finish	Money
2009	71	66	72	71	280	T70	$11,940.00
2012	68	66	70	62	266	1	1,080,000.00
2013	66	70	68	73	277	T30	32,584.16
2014	70	68	65	67	270	T11	123,114.29
2015	70	67	68	69	274	T39	23,680.00
2016	65	68	71	66	270	T9	184,800.00
2017	69	68	68	69	274	T17	83,111.11
2018	74	67			141	CUT	
2019	66	70	70	68	274	T21	65,760.00
2020	66	65	72	72	275	T58	16,872.00
2021	69	66	69	64	268	3	510,600.00
2022	71	69			140	CUT	
						Total	$1,621,861.56

LEMA, TONY (70.88)

Year	1st	2nd	3rd	4th	Total	Finish	Money
1958	70	74	68	68	280	T26	$168.00
1960	69	74	69	76	288	T55	
1961	71	69	68	73	281	T30	106.25
1963	69	69	72	75	285	T21	532.00
						Total	$806.25

LENCZYK, TED (72.96)

Year	1st	2nd	3rd	4th	Total	Finish	Money
1954	72	75	73	75	295	T64	
1955	76	71	74	71	292	T48	
1956	71	76	69	71	287	T48	
1957	73	72	75	73	293	T54	
1958	67	74	79	76	296	66	
1959	73	73	70	72	288	T42	
						Total	

LENNON, BOB (78.00)

Year	1st	2nd	3rd	4th	Total	Finish	Money
1983	79	77			156	CUT	
						Total	

LEONARD, JEFF (73.50)

Year	1st	2nd	3rd	4th	Total	Finish	Money
1995	72	75			147	CUT	
						Total	

LEONARD, JUSTIN (69.32)

Year	1st	2nd	3rd	4th	Total	Finish	Money
1994	71	75			146	CUT	
1995	72	70			142	CUT	
1998	70	68	66	71	275	T31	$11,860.00
1999	64	67	68	67	266	T3	130,000.00
2000	73	67			140	CUT	
2006	67	69	69	71	276	T21	39,160.00
2009	69	66	68	69	272	T34	28,400.00
2011	70	69			139	CUT	
2012	74	68			142	CUT	
2016	69	74			143	CUT	
						Total	$209,420.00

LES, WALLY (75.00)

Year	1st	2nd	3rd	4th	Total	Finish	Money
1990	76	74			150	CUT	
					Total		

LESHER, GREG (73.00)

Year	1st	2nd	3rd	4th	Total	Finish	Money
1992	68	68	74	73	283	T36	$4,608.33
1993	75	77			152	CUT	
1996	74	75			149	CUT	
						Total	$4,608.33

LESLIE, PERRY (70.00)

Year	1st	2nd	3rd	4th	Total	Finish	Money
1975	70	72	72	69	283	58	$420.00
1977	70	70	67	70	277	T31	1,165.50
						Total	$1,585.50

LETZIG, MICHAEL (68.36)

Year	1st	2nd	3rd	4th	Total	Finish	Money
2008	68	68	63	69	268	T10	$150,000.00
2009	70	66	65	69	270	T23	57,600.00
2010	68	69	65	70	272	T27	40,800.00
2013	76	71			147	CUT	
						Total	$248,400.00

LEVENSON, GAVAN (69.33)

Year	1st	2nd	3rd	4th	Total	Finish	Money
1981	72	72			144	CUT	
1982	66	64	69	67	266	T4	$11,310.00
1983	70	66	70	69	275	T17	4,060.00
1984	73	74			147	CUT	
						Total	$15,370.00

LEVI, WAYNE (69.35)

Year	1st	2nd	3rd	4th	Total	Finish	Money
1977	70	68	73	69	280	T54	$462.00
1979	70	72			142	T69	579.00
1980	67	69	67	73	276	T30	1,863.00
1981	69	66	69	67	271	T23	2,595.00
1983	69	70	68	67	274	T13	5,625.00
1985	68	70	73	66	277	T26	4,620.00
1986	70	69	72	69	280	T43	2,045.40
1987	64	68	68	70	270	T2	61,600.00
1988	67	67	74	68	276	T28	4,865.00
1989	69	68	64	67	268	2	108,000.00
1990	67	66	67	67	267	1	180,000.00
1991	72	70			142	CUT	
1992	81				81	W/D	
1993	72	74			146	CUT	
1994	68	66	71	68	273	T7	38,700.00
1995	72	70			142	CUT	
1996	69	69	72	70	280	T18	18,257.14
1997	64	65	70	73	272	T6	50,250.00
1999	67	74			141	CUT	
2000	68	71	75	70	284	T81	4,956.00
2001	72	71			143	CUT	
						Total	$484,417.54

LEVIN, DON (70.17)

Year	1st	2nd	3rd	4th	Total	Finish	Money
1981	71	65	72	72	280	T74	$561.00
1982	71	70			141	CUT	
						Total	$561.00

LEVIN, SPENCER (68.85)

Year	1st	2nd	3rd	4th	Total	Finish	Money
2005	68	68	69	69	274	T20	$48,332.00
2009	64	69	67	72	272	T34	$28,400.00
2010	71	68			139	CUT	
2011	67	68	66	70	271	T38	$27,000
2014	71	73			144	CUT	
2015	68	68	67	72	275	T48	16,085.34
2016	69	67	68	67	271	T11	135,300.00
2017	68	72	73		213	T81	12,036.00
						Total	$267,153.34

LEVINSON, JOHN (73.50)

Year	1st	2nd	3rd	4th	Total	Finish	Money
1958	71	74	74	74	293	T64	
1959	75	73	75	72	295	T68	
						Total	

LEWIS, JR., BOB (70.13)

Year	1st	2nd	3rd	4th	Total	Finish	Money
1971	70	68	69	70	277	T25	$830.00
1972	70	70	73	71	284	T52	217.40
						Total	$1,047.40

LEWIS, J.L. (70.14)

Year	1st	2nd	3rd	4th	Total	Finish	Money
1989	75	73			148	CUT	
1995	78	67			145	CUT	
1998	69	67	69	71	276	T36	$8,209.09
2000	65	72	69	69	275	T44	8,960.00
2001	70	70	69	68	277	T50	7,477.20
2002	71	71			142	CUT	
2003	71	73			144	CUT	
2004	71	70	67	69	277	T32	20,440.00
2005	64	74	73	69	280	T54	9,718.00
						Total	$54,804.29

LEWIS, JEFF (71.50)

Year	1st	2nd	3rd	4th	Total	Finish	Money
1986	72	71			143	CUT	
						Total	

LEWIS, TOM (69.25)

Year	1st	2nd	3rd	4th	Total	Finish	Money
2021	67	67	74	69	277	T47	$19,377.43
						Total	$19,377.43

LIAO, K.C. (76.50)

Year	1st	2nd	3rd	4th	Total	Finish	Money
1984	72	81			153	CUT	
						Total	

LICHARDUS, BABE (71.75)

Year	1st	2nd	3rd	4th	Total	Finish	Money
1963	70	72	70	75	287	T33	$182.22
						Total	$182.22

INDIVIDUAL RESULTS

LICKLITER II, FRANK (69.63)

Year	1st	2nd	3rd	4th	Total	Finish	Money
1996	73	70	68	76	287	T61	$3,195.00
1997	69	71	70	69	279	T40	4,790.77
1998	69	69	74	69	281	T70	4,020.00
1999	65	70	67	69	271	T17	37,500.00
2000	67	68	72	72	279	T66	5,656.00
2001	65	69	68	67	269	T7	83,921.43
2002	68	72	67	73	280	T54	9,000.00
2003	71	67	69	68	275	T21	41,600.00
2004	73	68	67	67	275	T21	42,000.00
2005	68	70	68	68	274	T20	48,332.00
2006	68	68	73	68	277	T31	23,906.67
2007	69	71	75	68	283	T61	12,900.00
2008	67	71			138	CUT	
2009	67	77			144	CUT	
2013	75	73			148	CUT	
						Total	$316,821.87

LIEBLER, STEVEN (72.00)

Year	1st	2nd	3rd	4th	Total	Finish	Money
1982	67	69	73	70	279	T64	$627.00
1983	70	68	76	76	290	70	600.00
1984	77	74			151	CUT	
						Total	$1,227.00

LIETZKE, BRUCE (71.33)

Year	1st	2nd	3rd	4th	Total	Finish	Money
1975	74	78			152	CUT	
1977	69	72	71	64	276	T25	$1,585.50
						Total	$1,585.50

LILE, CRAIG (72.50)

Year	1st	2nd	3rd	4th	Total	Finish	Money
2007	68	77			145	CUT	
						Total	

LIND, DAVID (70.50)

Year	1st	2nd	3rd	4th	Total	Finish	Money
1977	69	71	74	68	282	T64	$351.84
						Total	$351.84

LINDHEIM, NICHOLAS (71.33)

Year	1st	2nd	3rd	4th	Total	Finish	Money
2017	75	73			148	CUT	
2018	68	71			139	CUT	
2019	71	70			141	CUT	
						Total	

LINDSEY, PAT (70.40)

Year	1st	2nd	3rd	4th	Total	Finish	Money
1981	69	71			140	CUT	
1982	66	68	71	70	275	T47	$770.57
1985	70	73			143	CUT	
1986	72	74			146	CUT	
						Total	$770.57

LINGMERTH, DAVID (69.69)

Year	1st	2nd	3rd	4th	Total	Finish	Money
2014	70	71			141	CUT	
2015	68	68	72	70	278	T64	$13,440.00
2017	67	70	65	73	275	T26	46,277.77
2018	67	67	71	77	271	T19	79,000.00
2023	71	68			139	CUT	
						Total	$138,717.77

LINK IV, WILLIAM (74.00)

Year	1st	2nd	3rd	4th	Total	Finish	Money
2001	74	74			148	CUT	
						Total	

LIPSKY, DAVID (69.75)

Year	1st	2nd	3rd	4th	Total	Finish	Money
2021	75	69			144	CUT	
2022	70	70			140	CUT	
2023	68	67	70	69	274	T56	$46,000.00
						Total	$46,000.00

LIST, LUKE (69.73)

Year	1st	2nd	3rd	4th	Total	Finish	Money
2007	72	75			147	CUT	
2008	68	74			142	CUT	
2009	66	69	70	72	277	T63	$12,600.00
2010	68	71			139	CUT	
2013	74	73			147	CUT	
2016	73	70			143	CUT	
2018	72	67			139	CUT	
2020	71	68			139	CUT	
2022	68	68	70	65	271	T19	106,101.67
2023	66	70	67	66	269	T33	109,000.00
						Total	$227,701.67

LISTER, JOHN (71.13)

Year	1st	2nd	3rd	4th	Total	Finish	Money
1971	70	71	70	77	288	T82	$115.79
1974	68	69	76	68	281	T47	526.00
						Total	$641.79

LITTLE, LAWSON (71.33)

Year	1st	2nd	3rd	4th	Total	Finish	Money
1952	68	72	68	69	277	T2	$1,466.66
1953	72	71	67	70	280	T16	225.00
1954	73	74	72	80	299	67	
						Total	$1,691.66

LITTLER, GENE (69.28)

Year	1st	2nd	3rd	4th	Total	Finish	Money
1954	70	69	67	70	276	T7	
1955	69	69	72	70	280	T6	$950.00
1956	68	69	69	69	275	T3	1,116.66
1958	67	69	69	69	274	T8	900.00
1959	64	66	72	70	272	1	3,500.00
1960	69	70	67	74	280	T16	550.00
1961	70	68	67	70	275	T7	1,250.00
1962	68	66	71	68	273	T5	1,600.00
1965	70	71	70	69	280	T21	777.78
1966	68	68	70	69	275	T16	1,550.00
1967	70	69	69	72	280	T28	737.50
1974	70	67	72	67	276	T11	3,466.67
1976	71	67	73	70	281	T41	695.33
1978	70	68	71	70	279	T53	467.34
1979	70	72			142	T69	579.00
						Total	$18,140.28

LOAR, EDWARD (72.50)

Year	1st	2nd	3rd	4th	Total	Finish	Money
2012	73	73			146	CUT	
2014	74	70			144	CUT	
						Total	

LOEFFLER, BILL (70.13)

Year	1st	2nd	3rd	4th	Total	Finish	Money
1980	71	69	69	69	278	T39	$1,170.00
1981	72	67	69	75	283	T88	486.00
						Total	$1,656.00

LOHR, BOB (69.73)

Year	1st	2nd	3rd	4th	Total	Finish	Money
1985	68	70	70	71	279	T37	$2,580.00
1986	73	71			144	CUT	
1987	68	68	67	71	274	T8	20,300.00
1988	67	71	69	67	274	T14	11,900.00
1989	68	71	71	71	281	T60	2,170.00
1990	70	68	68	64	270	T6	32,375.00
1992	72	73			145	CUT	
1993	67	73	70	71	281	T26	7,550.00
1998	75	69			144	CUT	
						Total	$76,875.00

LOMELI, RALPH (71.38)

Year	1st	2nd	3rd	4th	Total	Finish	Money
1952	74	71	72	71	288	T34	
1953	73	67	69	74	283	T31	$52.50
						Total	$52.50

LONARD, PETER (68.85)

Year	1st	2nd	3rd	4th	Total	Finish	Money
2002	66	68	70	71	275	T20	$41,714.28
2004	72	72			144	CUT	
2005	68	71	68	68	275	T25	32,823.33
2006	65	68	70	71	274	T9	101,828.57
2007	68	69	73	67	277	T29	29,900.00
2008	66	70	70	67	273	T37	25,800.00
2009	67	70	66	69	203	T34	28,400.00
						Total	$260,466.18

LONG, ADAM (68.56)

Year	1st	2nd	3rd	4th	Total	Finish	Money
2019	66	67	70	71	274	T21	$65,760.00
2020	67	69	65	68	269	T24	57,627.50
2021	76	68			144	CUT	
2022	68	65	70	69	272	T25	61,835.00
2023	68	70			138	CUT	
						Total	$185,222.50

LONG, MICHAEL (69.75)

Year	1st	2nd	3rd	4th	Total	Finish	Money
2005	71	68	68	72	279	T51	$10,348.67
						Total	$10,348.67

LONG, MIKE (72.50)

Year	1st	2nd	3rd	4th	Total	Finish	Money
1975	68	73	75	74	290	75	
						Total	

INDIVIDUAL RESULTS

LOPEZ, JOE (71.00)

Year	1st	2nd	3rd	4th	Total	Finish	Money
1962	69	73	69	73	284	T33	$190.00
						Total	$190.00

LOTT, LYN (69.87)

Year	1st	2nd	3rd	4th	Total	Finish	Money
1974	70	71	73	69	283	T57	$400.00
1976	69	72	68	70	279	T26	1,491.00
1978	71	69	75		215	W/D	
1980	68	71	70	70	279	T46	790.50
1981	67	65	72	66	270	T15	4,357.50
1982	67	70	75	69	281	T70	588.00
						Total	$7,627.00

LOTZ, DICK (70.33)

Year	1st	2nd	3rd	4th	Total	Finish	Money
1965	71	73	72	73	289	T73	
1968	71	70	69	73	283	T39	$471.66
1969	72	67	69	71	279	T31	612.50
1970	70	69	69	69	277	T21	902.86
1971	66	69	69	68	272	T11	2,310.00
1972	77				77	W/D	
						Total	$4,297.02

LOTZ, JOHN (70.75)

Year	1st	2nd	3rd	4th	Total	Finish	Money
1968	69	72	75	69	285	T43	$171.67
1969	68	70	72	72	282	T50	165.71
1971	69	70	72	70	281	T57	115.00
1972	69	68	72	75	284	T52	217.39
						Total	$669.77

LOUSTALOT, TIM (72.33)

Year	1st	2nd	3rd	4th	Total	Finish	Money
1995	75	76			151	CUT	
1998	74	69			143	CUT	
1999	68	72			140	CUT	
						Total	

LOUPE, ANDREW (71.88)

Year	1st	2nd	3rd	4th	Total	Finish	Money
2014	72	72			144	CUT	
2015	71	70			141	CUT	
2016	64	76			140	CUT	
2017	81	69			150	CUT	
						Total	

LOVE III, DAVIS (69.63)

Year	1st	2nd	3rd	4th	Total	Finish	Money
1986	71	72			143	CUT	
1987	71	67	69	70	277	T20	$8,155.00
1990	70	72			142	CUT	
1993	72	70	68	68	278	T11	21,200.00
1999	67	70	66	67	270	T14	45,000.00
2000	67	73			140	CUT	
2001	77	70			147	CUT	
2002	68	64	68	67	267	T2	352,000.00
2013	72	69			141	CUT	
2015	72	71			143	CUT	
2020	74	67			141	CUT	
						Total	$426,355.00

LOVELADY, TOM (69.75)

Year	1st	2nd	3rd	4th	Total	Finish	Money
2018	70	67	70	72	279	T61	$14,910.00
						Total	$14,910.00

LOVEMARK, JAMIE (69.63)

Year	1st	2nd	3rd	4th	Total	Finish	Money
2012	70	70	68	75	283	T69	$12,060.00
2014	68	63	70	73	274	T31	32,296.00
2016	67	75			142	CUT	
2017	72	68	72		212	T75	12,580.00
2018	68	69	64	70	271	T19	79,000.00
2020	70	71			141	CUT	
						Total	$135,936.00

LOWER, JUSTIN (70.25)

Year	1st	2nd	3rd	4th	Total	Finish	Money
2022	72	70			142	CUT	
2023	71	68			139	CUT	
						Total	

LOWERY, STEVE (70.15)

Year	1st	2nd	3rd	4th	Total	Finish	Money
1988	66	72	70	66	274	T14	$11,900.00
1991	69	73			142	CUT	
1993	67	68	72	72	279	T16	15,500.00
1994	71	66	70	70	277	T20	15,000.00
1996	67	73	72	71	283	T37	6,300.00
1997	73	71			144	CUT	
1998	74	71			145	CUT	
1999	68	73			141	CUT	
2000	65	69	69	71	274	T32	13,626.66
2002	69	74			143	CUT	
2003	69	68	70	69	276	T26	28,400.00
2005	73	70			143	CUT	
2007	76	76			152	CUT	
2008	64	73	69	69	275	T45	16,817.14
2009	67	71			138	CUT	
2010	72	69			141	CUT	
						Total	$107,543.80

LOWRY, SHANE (68.20)

Year	1st	2nd	3rd	4th	Total	Finish	Money
2016	69	71			140	CUT	
2020	66	69	74	67	276	T60	$16,502.00
2023	64	69	69	64	266	T19	$245,800.00
						TOTAL	$262,302.00

LUCK, CURTIS (69.50)

Year	1st	2nd	3rd	4th	Total	Finish	Money
2019	70	69			139	CUT	
						Total	

LUM, WREN (71.33)

Year	1st	2nd	3rd	4th	Total	Finish	Money
1977	67	74	72	72	285	T76	
1980	71	72			143	CUT	
						Total	

LUNDE, BILL (69.88)

Year	1st	2nd	3rd	4th	Total	Finish	Money
2009	67	68	70	69	274	T47	$16,140.00
2010	68	63	69	71	271	T21	60,000.00
2011	68	69			137	CUT	
2012	73	69			142	CUT	
2013	73	75			148	CUT	
2015	73	73			146	CUT	
						Total	$76,140.00

LUNDAHL, DICK (71.38)

Year	1st	2nd	3rd	4th	Total	Finish	Money
1954	74	69	71	75	289	T50	
1960	71	68	74	69	282	T27	$146.67
						Total	$146.67

LUNDSTROM, DAVID (69.00)

Year	1st	2nd	3rd	4th	Total	Finish	Money
1981	68	68	67	72	275	T51	$715.50
1985	72	63	68	75	278	T29	3,652.50
1986	69	70	67	69	275	T12	13,300.00
						Total	$17,668.00

LUNN, BOB (70.11)

Year	1st	2nd	3rd	4th	Total	Finish	Money
1967	67	76	70	73	286	T52	
1968	70	69	73	67	279	T17	$1,300.00
1969	67	68	66	67	268	1	20,000.00
1970	71	70	65	70	276	T13	1,550.00
1977	73	68	73	66	280	T54	462.00
1978	71	67	69	76	283	T71	
1987	71	72			143	CUT	
1988	73	75			148	CUT	
						Total	$23,312.00

LUTTERUS, DAVID (71.50)

Year	1st	2nd	3rd	4th	Total	Finish	Money
2008	69	73			142	CUT	
2010	68	76			144	CUT	
						Total	

LUTZ, JR., BUDDY (74.00)

Year	1st	2nd	3rd	4th	Total	Finish	Money
1952	71	74	77		222	W/D	
						Total	

INDIVIDUAL RESULTS

LYE, MARK (70.31)

Year	1st	2nd	3rd	4th	Total	Finish	Money
1978	67	73	65	73	278	T46	$559.42
1981	66	64	70	71	271	T23	2,595.00
1984	70	69	68	70	277	T7	12,900.00
1985	72	66	70	68	276	T19	6,771.43
1986	70	71	74	68	283	T62	1,498.00
1987	71	69	76	76	292	T84	1,197.00
1988	73	69			142	CUT	
1989	70	70	68	67	275	T17	12,222.23
1991	73	74			147	CUT	
1993	76				76	W/D	
1994	71	73			144	CUT	
						Total	$37,743.08

LYFORD, KEITH (70.75)

Year	1st	2nd	3rd	4th	Total	Finish	Money
1981	70	69	72	72	283	T88	$486.00
						Total	$486.00

LYLE, JARROD (70.42)

Year	1st	2nd	3rd	4th	Total	Finish	Money
2007	70	77			147	CUT	
2009	67	67	66	72	272	T34	$28,400.00
2010	71	67	71	70	279	T64	12,540.00
2011	72	75			147	CUT	
						Total	$40,940.00

LYTLE, BILL (72.00)

Year	1st	2nd	3rd	4th	Total	Finish	Money
1980	71	73			144	CUT	
						Total	

MACDONALD, GEORGE (76.00)

Year	1st	2nd	3rd	4th	Total	Finish	Money
1986	78	74			152	CUT	
						Total	

MACKEDON, BILL (76.50)

Year	1st	2nd	3rd	4th	Total	Finish	Money
2000	74	79			153	CUT	
						Total	

MACKENZIE, WILL (69.70)

Year	1st	2nd	3rd	4th	Total	Finish	Money
2005	70	66	71	71	278	T42	$13,502.00
2006	68	72	73	69	282	T59	9,636.00
2007	67	74	75	72	288	T72	11,640.00
2009	68	68	66	69	271	T26	41,700.00
2010	68	70	68	70	276	T51	14,120.00
2015	65	69	72	74	280	T68	13,056.00
2016	69	73			142	CUT	
2017	69	68	70	67	274	T17	83,111.11
						Total	$186,765.11

MACPHERSON, BRYDEN (71.00)

Year	1st	2nd	3rd	4th	Total	Finish	Money
2012	71	71			143	CUT	
						Total	

MAGEE, ANDREW (70.92)

Year	1st	2nd	3rd	4th	Total	Finish	Money
1985	72	68	65	68	273	T6	$19,425.00
1986	73	75			148	CUT	
1987	75	77			152	CUT	
1989	69	76			145	CUT	
1992	74	69			143	CUT	
1994	69	71	69	71	280	T33	6,205.72
1995	69	66	72	69	276	T28	8,160.00
1996	71	73			144	CUT	
1998	71	65	67	73	276	T36	8,209.09
2000	68	72			140	CUT	
2002	76	78			154	CUT	
2005	70	72			142	CUT	
2006	70	74			144	CUT	
						Total	$48,974.81

MAGEE, JERRY (70.13)

Year	1st	2nd	3rd	4th	Total	Finish	Money
1958	75	70	67	67	279	T20	$350.00
1959	69	74	70	69	282	T15	610.00
						Total	$960.00

MAGGERT, JEFF (69.00)

Year	1st	2nd	3rd	4th	Total	Finish	Money
1991	70	70	68	71	279	T38	$4,400.00
1997	67	66	64	71	268	T2	112,000.00
1999	68	72			140	CUT	
2005	70	68	69	66	273	T16	66,650.00
2006	75	71			146	CUT	
2008	68	75			143	CUT	
2010	72	69			141	CUT	
2012	69	66	72	69	276	T47	14,584.61
2013	70	70	65	68	273	T9	158,600.00
2014	64	70	68	67	269	T7	186,775.00
						Total	$543,099.61

MAGINNES, JOHN (71.13)

Year	1st	2nd	3rd	4th	Total	Finish	Money
1996	71	69	69	73	282	T30	$8,914.28
1997	71	73			144	CUT	
1999	68	68	72	68	276	T46	6,587.50
2000	72	74			146	CUT	
2003	69	73			142	CUT	
2005	78	70			148	CUT	
						Total	$15,501.78

MAHAFFEY, JOHN (69.79)

Year	1st	2nd	3rd	4th	Total	Finish	Money
1972	71	67	71	73	282	T41	$433.33
1973	66	69	65	70	270	T16	2,800.00
1974	68	67	72	70	277	T20	1,928.57
1978	70	69	71	71	281	T63	372.75
1983	66	69	72	71	278	T39	1,260.00
1985	66	71	70	69	276	T19	6,771.42
1986	67	71	69	68	275	T12	13,300.00
1987	72	73			145	CUT	
1988	75	66			141	CUT	
1989	67	68	70	70	275	T17	12,222.22
1992	69	78			147	CUT	
1993	75				75	W/D	
						Total	$39,088.29

MAHAN, HUNTER (68.75)

Year	1st	2nd	3rd	4th	Total	Finish	Money
2000	70	70			140	CUT	
2003	72	73			145	CUT	
2004	71	67	65	72	275	T21	$42,000.00
2005	69	71	72	68	280	T54	9,718.00
2006	69	67	68	65	269	T2	387,200.00
2007	62	71	67	65	265	1	1,080,000.00
2008	68	63	67	65	263	T2	528,000.00
2009	66	70	63	64	263	T4	248,000.00
2010	71	72			143	CUT	
2011	71	63	66	72	272	T43	18,840.00
2012	70	69	70	61	270	T11	132,000.00
2013	62	71	70	73	276	T24	49,410.00
2014	68	72			140	CUT	
2015	72	69			141	CUT	
2016	68	71	76	67	282	T70	13,068.00
2017	68	71	68	67	274	T17	83,111.11
2018	68	68	68	74	278	T56	15,680.00
2019	70	74			144	CUT	
2020	67	71			138	CUT	
2021	69	73			142	CUT	
						Total	$2,607,027.11

MAIN, MAC (71.50)

Year	1st	2nd	3rd	4th	Total	Finish	Money
1961	69	71	68	78	286	T57	
1962	73	72	73	68	286	T43	
						Total	

MAKALENA, TED (70.25)

Year	1st	2nd	3rd	4th	Total	Finish	Money
1967	69	69	74	69	281	T32	$625.00
						Total	$625.00

MALLINGER, JOHN (70.75)

Year	1st	2nd	3rd	4th	Total	Finish	Money
2007	71	69	75	73	288	T72	$11,640.00
2008	67	67	74	68	276	T52	13,851.42
2012	72	71			143	CUT	
2014	72	70			142	CUT	
						Total	$25,491.42

MALLON, BILL (69.38)

Year	1st	2nd	3rd	4th	Total	Finish	Money
1976	72	66	72	71	281	T41	$695.33
1977	69	66	66	73	274	T17	2,730.00
						Total	$3,425.33

INDIVIDUAL RESULTS

MALNATI, PETER (69.93)

Year	1st	2nd	3rd	4th	Total	Finish	Money
2014	72	72			144	CUT	
2016	70	72			142	CUT	
2017	72	68	72		212	T75	$12,580.00
2018	64	72	68	68	272	T26	49,700.00
2019	66	70	69	70	275	T30	43,740.00
2020	73	74			147	CUT	
2021	68	70	69	71	278	T54	17,094.00
2022	69	68	69	74	280	T64	18,011.00
2023	69	69			138	CUT	
						Total	$141,125.00

MALTBIE, ROGER (69.38)

Year	1st	2nd	3rd	4th	Total	Finish	Money
1978	68	69	72	71	280	T59	$414.75
1981	65	68	64	68	265	T2	22,400.00
1982	67	67	68	69	271	T22	2,785.00
1983	72	67	69	70	278	T39	1,260.00
1984	70	75	70	74	289	T67	816.00
1985	69	70	68	70	277	T26	4,620.00
1986	66	67	70	66	269	2	75,600.00
1987	71	71	68	73	283	T50	1,653.75
1988	64	68	72	67	271	T6	24,325.00
1989	66	69	69	68	272	T7	29,100.00
1990	72	71			143	CUT	
1991	72	70			142	CUT	
1992	66	69	72	73	280	T15	14,525.00
1993	65	71	71	65	272	T2	88,000.00
1994	68	70	67	76	281	T40	4,440.00
1995	73	68	78	70	289	77	2,232.00
1996	67	71	72	68	278	T9	40,500.00
						Total	$312,671.50

MANCOUR, LARRY (71.75)

Year	1st	2nd	3rd	4th	Total	Finish	Money
1962	74	73	70	70	287	T48	
						Total	

MANDLY, HAROLD (74.42)

Year	1st	2nd	3rd	4th	Total	Finish	Money
1952	71	78	74	76	299	T58	
1953	68	78	72	72	290	47	
1954	77	71	74	82	304	68	
						Total	

MANDLY, JOHN (74.25)

Year	1st	2nd	3rd	4th	Total	Finish	Money
1952	71	78	75	73	297	T56	
						Total	

MANERO, TONY (74.14)

Year	1st	2nd	3rd	4th	Total	Finish	Money
1952	72	78	78		228	W/D	
1956	73	71	71	76	291	T62	
						Total	

MANESS, MARK (73.50)

Year	1st	2nd	3rd	4th	Total	Finish	Money
1988	71	76			147	CUT	
						Total	

MARAD, DAVE (70.25)

Year	1st	2nd	3rd	4th	Total	Finish	Money
1972	70	68	70	73	281	T35	$635.16
						Total	$635.16

MARINO, STEVE (69.41)

Year	1st	2nd	3rd	4th	Total	Finish	Money
2007	68	67	71	68	274	T13	$120,000.00
2008	67	70	72	70	279	T62	12,900.00
2009	69	75			144	CUT	
2012	72	69			141	CUT	
2014	66	72	70	69	277	T51	14,591.00
2016	67	73			140	CUT	
2018	66	68	70	68	272	T26	49,700.00
						Total	$197,191.00

MARKHAM, BILL (70.00)

Year	1st	2nd	3rd	4th	Total	Finish	Money
1952	68	70	71	73	282	T11	
1953	68	70	68	69	275	T9	$550.00
1955	73	71	68	71	283	T12	500.00
						Total	$1,050.00

MARLOWE, GARY (74.00)

Year	1st	2nd	3rd	4th	Total	Finish	Money
1984	70	78			148	CUT	
						Total	

MARR, DAVE (69.67)

Year	1st	2nd	3rd	4th	Total	Finish	Money
1962	71	70	70	75	286	T43	
1963	69	69	70	70	278	T5	$1,675.00
1965	67	67	70	71	275	T3	4,000.00
1966	69	67	70	69	275	T16	1,550.00
1967	69	68	67	72	276	T10	2,150.00
1968	68	71	67	70	276	T7	2,975.00
1969	71	72	72	73	288	T70	160.00
1970	68	70	71	68	277	T21	902.86
1971	68	69	69	71	277	T25	830.50
						Total	$14,243.36

MARRELLO, FRAN (76.63)

Year	1st	2nd	3rd	4th	Total	Finish	Money
1991	76	78			154	CUT	
1992	78	82			160	W/D	
1993	76	73			149	CUT	
1994	73	70			143	CUT	
1996	73	74			147	CUT	
2001	83	72			155	CUT	
2002	84	83			167	CUT	
2006	74	77			151	CUT	
						Total	

MARSH, GRAHAM (70.25)

Year	1st	2nd	3rd	4th	Total	Finish	Money
1978	72	67	73	69	281	T63	$372.75
						Total	$372.75

MARSHALL, IAN (80.00)

Year	1st	2nd	3rd	4th	Total	Finish	Money
2012	77	83			160	CUT	
						Total	

MARSHALL, JAMES (71.00)

Year	1st	2nd	3rd	4th	Total	Finish	Money
1974	70	70	72	72	284	T64	$345.00
						Total	$345.00

MARTI, FRED (69.88)

Year	1st	2nd	3rd	4th	Total	Finish	Money
1964	70	70	74	72	286	T60	
1967	72	68	68	71	279	T21	$953.57
1971	66	69	67	70	272	T11	2,310.00
1979	69	71	69	72	281	T47	761.25
						Total	$4,024.82

MARTINDALE, BILL (70.17)

Year	1st	2nd	3rd	4th	Total	Finish	Money
1964	70	68	76	68	282	T42	
1966	69	70	70	72	281	T51	$33.33
1967	71	72	70	66	279	T21	953.58
						Total	$986.91

MARTIN, BEN (70.00)

Year	1st	2nd	3rd	4th	Total	Finish	Money
2011	72	70			142	CUT	
2016	65	77			142	CUT	
2018	75	65			140	CUT	
2023	67	68	69	72	276	63	$43,800.00
						TOTAL	$43,800.00

MARTIN, CASEY (71.75)

Year	1st	2nd	3rd	4th	Total	Finish	Money
1998	71	73			144	CUT	
2000	69	74			143	CUT	
						Total	

MARTIN, DOUG (70.18)

Year	1st	2nd	3rd	4th	Total	Finish	Money
1992	71	79			150	CUT	
1994	73	70			143	CUT	
1995	70	71	69	68	278	T38	$4,920.00
1996	74	70			144	CUT	
1997	68	71	68	70	277	T29	9,537.50
1998	69	68	69	72	278	T56	4,460.00
1999	67	69	69	69	274	T34	12,357.14
						Total	$31,274.64

MARTIN, IVERSON (73.50)

Year	1st	2nd	3rd	4th	Total	Finish	Money
1952	75	73	71	75	294	T50	
						Total	

MARTIN, MIKE (74.83)

Year	1st	2nd	3rd	4th	Total	Finish	Money
1999	75	76			151	CUT	
2003	75	75			150	CUT	
2006	72	76			148	CUT	
						Total	

INDIVIDUAL RESULTS

MARTINS, BRUCE (77.00)

Year	1st	2nd	3rd	4th	Total	Finish	Money
1986	78	76			154	CUT	
						Total	

MARTINEZ, RICHARD (72.33)

Year	1st	2nd	3rd	4th	Total	Finish	Money
1963	73	73			146	DQ	
1967	73	68	76	71	288	T61	
						Total	

MARUSIC, MILON (71.42)

Year	1st	2nd	3rd	4th	Total	Finish	Money
1952	75	73	74	72	294	T50	
1953	70	70	72	68	280	T16	$225.00
1954	70	72	72	69	283	T27	135.00
						Total	$360.00

MARUYAMA, DAISUKE (70.38)

Year	1st	2nd	3rd	4th	Total	Finish	Money
2006	71	67	69	73	280	T48	$11,193.60
2007	68	72	75	68	283	T61	12,900.00
						Total	$24,093.60

MARUYAMA, SHIGEKI (69.00)

Year	1st	2nd	3rd	4th	Total	Finish	Money
2001	63	69	73	64	269	T7	$83,921.43
2002	72	72			144	CUT	
2006	74	65	68	66	273	T5	154,550.00
2007	67	69	73	66	275	T15	90,000.00
2008	72	71			143	CUT	
						Total	$328,471.43

MASSENGALE, DON (70.13)

Year	1st	2nd	3rd	4th	Total	Finish	Money
1961	70	69	72	69	280	T23	$324.29
1970	69	73	69	70	281	T42	286.67
						Total	$610.96

MASSENGALE, RIK (69.92)

Year	1st	2nd	3rd	4th	Total	Finish	Money
1971	67	71	73	72	283	T66	$115.79
1972	74	70			144	CUT	
1973	71	68	67	69	275	T39	820.00
1974	69	70	72	68	279	T33	949.10
1976	65	65	70	66	266	1	42,000.00
1977	71	68	69	67	275	T22	1,974.00
1978	70	73			143	CUT	
1979	71	72			143	CUT	
1980	74	70			144	CUT	
1981	69	68	70	69	276	T55	666.00
1982	72	71			143	CUT	
1996	75	71			146	CUT	
						Total	$46,524.89

MASSERIO, JIM (70.00)

Year	1st	2nd	3rd	4th	Total	Finish	Money
1974	69	71	70	69	279	T33	$949.09
1976	69	71	69	72	281	T41	695.33
						Total	$1,644.42

MASSEY, RICHARD (70.50)

Year	1st	2nd	3rd	4th	Total	Finish	Money
2003	73	68			141	CUT	
						Total	

MAST, DICK (70.91)

Year	1st	2nd	3rd	4th	Total	Finish	Money
1977	65	72	78	68	283	T70	$105.00
1986	73	69	68	72	282	T58	1,547.00
1987	70	71	72	71	284	T58	1,533.00
1989	71	71			142	CUT	
1992	71	73			144	CUT	
1995	72	68	72	73	285	73	2,328.00
1999	68	72			140	CUT	
						Total	$5,513.00

MATCZAK, STAN (75.50)

Year	1st	2nd	3rd	4th	Total	Finish	Money
1957	74	72	76	74	296	T61	
1958	78	74	75	81	308	71	
						Total	

MATHIS, DAVID (69.53)

Year	1st	2nd	3rd	4th	Total	Finish	Money
1999	70	74			144	CUT	
2009	70	69			139	CUT	
2011	67	65	68	68	268	T17	$78,514.29
2012	64	73	74		211	T76	11,040.00
2013	67	71	72	71	281	T63	12,871.00
						Total	$102,425.29

MATSUYAMA, HIDEKI (66.00)

Year	1st	2nd	3rd	4th	Total	Finish	Money
2023	69	64	65	66	264	T13	$405,000.00
						Total	$405,000.00

MATTESON, TROY (70.61)

Year	1st	2nd	3rd	4th	Total	Finish	Money
2003	73	70			143	CUT	
2006	70	70	72	72	284	T66	$9,108.00
2008	69	69			138	CUT	
2010	71	68			139	CUT	
2011	70	68			138	CUT	
2012	71	70			141	CUT	
2013	76	69			145	CUT	
2014	71	72			143	CUT	
						Total	$9,108.00

MATTIACE, KEN (72.25)

Year	1st	2nd	3rd	4th	Total	Finish	Money
1987	74	70			144	CUT	
1990	75	70			145	CUT	
						Total	

MATTIACE, LEN (70.64)

Year	1st	2nd	3rd	4th	Total	Finish	Money
1993	74	76			150	CUT	
1996	77	71			148	CUT	
1997	74	76			150	CUT	
1998	67	69	66	67	269	T9	$54,000.00
1999	74	71			145	CUT	
2000	70	69	68	67	274	T32	13,626.67
2001	67	69	72	67	275	44	10,850.00
2002	70	64	73	69	276	T27	27,800.00
2004	77	67			144	CUT	
2005	71	68	71	73	283	T66	8,858.00
2006	72	71			143	CUT	
2008	69	73			142	CUT	
2015	71	73			144	CUT	
						Total	$115,134.67

MATTSON, RONNIE (72.75)

Year	1st	2nd	3rd	4th	Total	Finish	Money
1956	74	72	69	76	291	T62	
						Total	

MAUNEY, TERRY (70.75)

Year	1st	2nd	3rd	4th	Total	Finish	Money
1980	68	73			141	CUT	
1981	71	71			142	CUT	
						Total	

MAXWELL, BILLY (69.97)

Year	1st	2nd	3rd	4th	Total	Finish	Money
1956	71	70	70	74	285	T42	
1957	68	71	70	67	276	T4	$1,100.00
1961	69	68	68	66	271	1	4,300.00
1962	70	69	68	75	282	T21	450.00
1963	72	71	73	71	287	T33	182.22
1966	68	69	69	69	275	T16	1,550.00
1968	67	73	72	70	282	T35	562.50
1969	72	70	74	70	286	T67	160.00
1970	67	68	71	69	275	T8	2,510.00
						Total	$10,814.72

MAY, BOB (71.25)

Year	1st	2nd	3rd	4th	Total	Finish	Money
1994	75	72			147	CUT	
2000	70	69	75	65	279	T66	$5,656.00
2006	71	73			144	CUT	
						Total	$5,656.00

MAYER, DICK (70.93)

Year	1st	2nd	3rd	4th	Total	Finish	Money
1952	70	70	73	71	284	T14	$264.00
1954	73	71	71	72	287	T43	
1955	71	76	72	73	292	T48	
1956	71	66	67	72	276	T9	665.00
1958	71	66	73	70	280	T26	168.00
1959	71	72	70	70	283	T18	450.00
1967	70	72	70	72	284	T45	300.00
						Total	$1,847.00

INDIVIDUAL RESULTS

MAYFAIR, BILLY (69.83)

Year	1st	2nd	3rd	4th	Total	Finish	Money
1989	74	73			147	CUT	
1990	66	66	73	70	275	T36	$4,406.25
1991	68	65	70	72	275	T14	16,500.00
1992	69	66	71	72	278	T8	29,000.00
1993	71	70	72	73	286	T58	2,190.00
1994	73	73			146	CUT	
1995	73	68	72	67	280	T51	2,824.00
1997	70	69	67	70	276	T21	14,081.25
2000	70	68	70		208	W/D	
2001	70	70	68	64	272	T22	27,944.29
2002	71	70	71	72	284	T69	8,000.00
2003	71	71			142	CUT	
2004	68	71	69	70	278	T44	13,053.60
2005	69	72			141	CUT	
2006	69	71	70	69	279	T44	14,080.00
2007	67	72	66	68	273	T9	156,000.00
2008	66	70	71	72	279	T62	12,900.00
2009	70	66	74		210	T73	11,460.00
2010	66	70	74	67	277	T57	13,260.00
2011	69	69			138	CUT	
2012	68	66	71	69	274	T29	36,525.00
2013	69	71	74		214	T81	10,919.00
2014	67	71	71	76	285	T75	11,718.00
						Total	$384,861.39

MAYFIELD, SHELLEY (70.38)

Year	1st	2nd	3rd	4th	Total	Finish	Money
1953	68	70	70	72	280	T16	$225.00
1954	69	72	69	73	283	T27	135.00
						Total	$360.00

MAZZA, JOHN (70.08)

Year	1st	2nd	3rd	4th	Total	Finish	Money
1980	72	73			145	CUT	
1981	66	67	70	65	268	T8	$8,400.00
1982	69	68	75	71	283	T76	558.00
1983	71	74			145	CUT	
						Total	$8,958.00

MAZZARELLA, PAT (74.38)

Year	1st	2nd	3rd	4th	Total	Finish	Money
1952	75	74	75	78	302	63	
1959	73	73	75	72	293	T64	
						Total	

MCBEE, RIVES (71.38)

Year	1st	2nd	3rd	4th	Total	Finish	Money
1967	70	73	71	72	286	T52	
1968	72	70	73	70	285	T43	$171.67
						Total	$171.67

MCCALLISTER, BLAINE (70.36)

Year	1st	2nd	3rd	4th	Total	Finish	Money
1982	71	69			140	CUT	
1983	71	70			141	CUT	
1986	69	72	77	70	288	T73	$1,351.00
1987	69	74			143	CUT	
1988	68	66	69	69	272	T8	19,600.00
1989	69	69	67	67	272	T7	29,100.00
1990	68	67	71	71	277	T45	2,752.50
1991	68	69	75	71	283	T62	2,120.00
1992	68	72	72	71	283	T36	4,608.33
1995	72	67	71	69	279	T45	3,432.00
1997	71	76			147	CUT	
1998	73	66	69	74	282	T72	3,920.00
1999	68	70	69	70	277	T54	5,750.00
2001	70	75			145	CUT	
2002	74	69			143	CUT	
2004	71	75			146	CUT	
						Total	$72,633.83

MCCALLISTER, BOB (70.75)

Year	1st	2nd	3rd	4th	Total	Finish	Money
1960	70	69	67	72	278	T11	$825.00
1961	69	72	72	73	286	T57	
1962	71	70	72	70	283	T30	270.00
1965	71	73	70	71	285	T55	
						Total	$1,095.00

MCCANN, RONNIE (72.00)

Year	1st	2nd	3rd	4th	Total	Finish	Money
1989	74	70			144	CUT	
						Total	

MCCARRON, SCOTT (69.20)

Year	1st	2nd	3rd	4th	Total	Finish	Money
1995	70	67	72	74	283	T66	$2,448.00
1998	70	70			140	CUT	
1999	70	67	69	70	276	T46	6,587.50
2008	68	69	68	66	271	T27	40,800.00
2009	70	67	70	66	273	T43	20,400.00
2010	68	66	66	70	270	T13	97,500.00
2014	75	73			148	CUT	
						Total	$167,735.55

MCCARTHY, DENNY (68.76)

Year	1st	2nd	3rd	4th	Total	Finish	Money
2018	70	68	66	73	277	T47	$17,578.00
2019	71	69			140	CUT	
2020	67					WD	
2021	72	66	71	73	282	T73	14,578.00
2022	70	71			141	CUT	
2023	60	65	70	67	262	T7	650,000.00
						TOTAL	$682,156.00

MCCOMISH, JOHN (70.50)

Year	1st	2nd	3rd	4th	Total	Finish	Money
1986	67	76			143	CUT	
1987	70	72	75	70	287	T71	$1,330.00
1989	68	69	71	69	277	T34	4,942.86
1990	71	68	68	73	280	W/D	
						Total	$6,272.86

MCCONACHIE, JACK (70.88)

Year	1st	2nd	3rd	4th	Total	Finish	Money
1980	71	66	72	73	282	63	$642.00
1983	72	68			140	CUT	
1988	70	75			145	CUT	
						Total	$642.00

MCCORD, GARY (71.03)

Year	1st	2nd	3rd	4th	Total	Finish	Money
1976	71	70	70	73	284	T53	$477.75
1978	71	67	71	73	282	T67	330.75
1979	67	74	73	71	285	T64	627.00
1981	73	72			145	CUT	
1984	69	72	73	76	290	T70	792.00
1985	70	72			142	T70	1,176.00
1986	70	69	74	75	288	T73	1,351.00
1987	72	71			143	CUT	
1988	68	68	74	69	279	T45	2,002.00
1989	68	69	70	70	277	T34	4,942.86
						Total	$11,699.36

MCCORMICK, RYAN (70.50)

Year	1st	2nd	3rd	4th	Total	Finish	Money
2019	69	72			141	CUT	
						Total	

MCCOY, LEE (71.25)

Year	1st	2nd	3rd	4th	Total	Finish	Money
2015	74	66			140	CUT	
2016	76	69			145	CUT	
						Total	

MCCUE, LARRY (74.75)

Year	1st	2nd	3rd	4th	Total	Finish	Money
1955	73	74	76	80	303	T69	
1957	75	70	76	74	295	T58	
						Total	

MCCULLOUGH, MIKE (70.31)

Year	1st	2nd	3rd	4th	Total	Finish	Money
1974	70	71	72	73	286	68	$320.00
1977	70	71	68	70	279	T45	567.00
1979	70	70	67	71	278	T32	1,775.00
1981	68	69	72	69	278	T67	609.00
1982	74	67			141	CUT	
1983	69	69	69	69	276	T23	2,528.57
1984	73	76			149	CUT	
1986	67	73	67	70	277	T24	5,810.00
1988	67	69	72	78	286	T71	1,379.00
						Total	$12,988.57

MCCUMBER, MARK (70.48)

Year	1st	2nd	3rd	4th	Total	Finish	Money
1979	73				73	W/D	
1986	67	72	72	70	281	T53	$1,612.80
1987	71	68	69	69	277	T20	8,155.00
1991	70	69	68	68	275	T14	16,500.00
1992	69	73	72	69	283	T36	4,608.34
2000	76	72			148	CUT	
2001	70	73			143	CUT	
						Total	$30,876.14

INDIVIDUAL RESULTS

MCCUMBER, TYLER (69.50)

Year	1st	2nd	3rd	4th	Total	Finish	Money
2020	65	73			138	CUT	
2021	69	71			140	CUT	
						Total	

MCDANIEL, CHIP (69.25)

Year	1st	2nd	3rd	4th	Total	Finish	Money
2019	69	68	68	72	277	T43	$21,924.00
						Total	$21,924.00

MCDOWELL, GRAEME (70.00)

Year	1st	2nd	3rd	4th	Total	Finish	Money
2018	672	68			140	CUT	
						Total	

MCFADDEN, TOM (71.25)

Year	1st	2nd	3rd	4th	Total	Finish	Money
1962	75	70	70	70	285	T37	$80.00
						Total	$80.00

MCGEE, JERRY (69.50)

Year	1st	2nd	3rd	4th	Total	Finish	Money
1969	73	68	75	72	288	T70	$160.00
1970	72	68	70	77	287	T67	173.91
1974	67	69	71	68	275	T5	6,350.00
1975	69	70	68	70	277	T27	1,480.00
1977	68	70	67	68	273	T15	3,465.00
1979	68	67	67	65	267	1	54,000.00
1980	69	70	71	69	279	T46	790.50
						Total	$66,419.41

MCGINNIS, TOM (70.25)

Year	1st	2nd	3rd	4th	Total	Finish	Money
1977	71	70	71	69	281	T59	$409.40
						Total	$409.40

MCGIRT, WILLIAM (69.03)

Year	1st	2nd	3rd	4th	Total	Finish	Money
2011	69	70			139	CUT	
2012	70	71			141	CUT	
2013	67	68	73	69	277	T30	$32,584.00
2014	71	67	66	70	274	T31	32,296.00
2015	67	69	66	71	273	T25	41,234.28
2017	68	70	71	68	277	T43	19,869.60
2018	68	72			140	CUT	
2021	71	67	73	70	281	T70	15,022.00
2022	66	70	66	67	269	T8	243,605.00
						Total	$384,610.88

MCGOVERN, JIM (71.05)

Year	1st	2nd	3rd	4th	Total	Finish	Money
1991	69	71	67	68	275	T14	$16,500.00
1992	72	72			144	CUT	
1993	71	73	72	70	286	T58	2,190.00
1994	70	72			142	CUT	
1996	75	73			148	CUT	
1997	70	73	63	73	279	T40	4,790.77
1998	71	74			145	CUT	
2003	74	70			144	CUT	
2006	74	70			144	CUT	
2008	67	69	75	73	284	T71	11,940.00
						Total	$35,420.77

MCGOWAN, JACK (71.00)

Year	1st	2nd	3rd	4th	Total	Finish	Money
1962	69	70	79	74	292	T60	
1963	72	71	72	70	285	T21	$532.00
1964	69	70	72	74	285	59	
1965	73	69	73	73	288	T69	
1966	68	70	69	70	277	T26	800.00
1968	69	68	72	68	277	T11	2,200.00
						Total	$3,532.00

MCGOWAN, PAT (70.19)

Year	1st	2nd	3rd	4th	Total	Finish	Money
1978	68	69	68	69	274	T22	$1,715.00
1979	66	71	71	68	276	T20	3,026.25
1980	74	69			143	CUT	
1983	67	74			141	CUT	
1984	72	72	69	67	280	T16	6,200.00
1985	72	68	73	71	284	T56	1,362.00
1986	74	71			145	CUT	
1987	73	69	72	72	286	T65	1,435.00
1988	70	71			141	CUT	
1989	71	68	69	67	275	T17	12,222.23
1990	72	65	68	72	277	T45	2,752.50
1991	70	71	70	71	282	T56	2,230.00
1992	72	72			144	CUT	
						Total	$30,942.98

MCGUIRE, PAUL (72.25)

Year	1st	2nd	3rd	4th	Total	Finish	Money
1952	71	79	76	71	297	T56	
1954	70	70	67	70	277	T11	$360.00
1955	73	74	77	77	301	T65	
1956	67	69	72	73	281	T21	230.00
						Total	$590.00

MCGREEVY, MAX (71.50)

Year	1st	2nd	3rd	4th	Total	Finish	Money
2022	75	72			147	CUT	
2023	68	71			139	CUT	
						Total	

MCILROY, RORY (67.15)

Year	1st	2nd	3rd	4th	Total	Finish	Money
2017	67	73	70	64	274	T17	$83,111.12
2018	64	69	69	67	269	T12	147,000.00
2020	63	68	69	67	267	T11	139,983.33
2022	62	70	72	67	271	T19	106,101.67
2023	68	64	66	64	262	T7	650,000.00
						Total	$476,196.12

MCKENZIE, DAVID (68.50)

Year	1st	2nd	3rd	4th	Total	Finish	Money
2006	69	69	67	69	274	T9	$101,828.57
						Total	$101,828.57

MCLACHLIN, PARKER (71.75)

Year	1st	2nd	3rd	4th	Total	Finish	Money
2007	79	69			148	CUT	
2010	70	69			139	CUT	
						Total	

MCLARDY, ANDREW (69.67)

Year	1st	2nd	3rd	4th	Total	Finish	Money
2001	66	71	72	67	276	T45	$9,076.80
2010	73	69			142	CUT	
						Total	$9,076.80

MCLEAN, JAMES (73.50)

Year	1st	2nd	3rd	4th	Total	Finish	Money
2003	74	79			153	CUT	
2006	74	67			141	CUT	
						Total	

MCLENDON, MAC (69.83)

Year	1st	2nd	3rd	4th	Total	Finish	Money
1968	68	71	72	76	287	T59	
1971	67	74	69	68	278	T31	$592.00
1976	68	67	69	69	273	T9	5,250.00
						Total	$5,842.00

MCLENNAN, STAN (75.00)

Year	1st	2nd	3rd	4th	Total	Finish	Money
1993	76	74			150	CUT	
						Total	

MCLUEN, JAY (71.00)

Year	1st	2nd	3rd	4th	Total	Finish	Money
2013	73	69			142	CUT	
						Total	

MCMULLEN, JOHN (70.63)

Year	1st	2nd	3rd	4th	Total	Finish	Money
1958	70	70	72	70	282	T35	$20.00
1959	71	71	70	70	282	T15	610.00
1960	70	71	68	74	283	T33	103.33
1961	67	73	71	72	283	T43	
						Total	$733.33

MCNEALY, MAVERICK (69.50)

Year	1st	2nd	3rd	4th	Total	Finish	Money
2021	65	70	70	70	275	T30	$45,325.00
2022	73	69			142	CUT	
						Total	$45,325.00

MCNEILL, GEORGE (71.21)

Year	1st	2nd	3rd	4th	Total	Finish	Money
2007	71	73			144	CUT	
2008	72	73			145	CUT	
2010	73	69			142	CUT	
2012	73	66	71		210	T71	$11,640.00
2013	69	67	75		211	T75	11,651.00
2016	75	70			145	CUT	
						Total	$23,291.00

MCNICKLE, ARTIE (69.92)

Year	1st	2nd	3rd	4th	Total	Finish	Money
1973	69	69	69	72	279	T60	$395.00
1975	71	70	73	72	286	T69	152.50
1977	69	70	71	68	278	T39	840.00
1978	65	71	71	67	274	T22	1,715.00
1979	71	71			142	T69	579.00
1980	67	72	68	72	279	T46	790.50
1981	70	70			140	CUT	
						Total	$4,472.00

INDIVIDUAL RESULTS

MCNULTY, MARK (68.80)

Year	1st	2nd	3rd	4th	Total	Finish	Money
1982	66	65	68	67	266	T4	$11,310.00
1983	69	66	72	68	275	T17	4,060.00
1984	73	74			147	CUT	
						Total	$15,370.00

MCQUADE, DAVID (77.75)

Year	1st	2nd	3rd	4th	Total	Finish	Money
1990	78	71			149	CUT	
1993	79	83			162	CUT	
						Total	

MCQUILLAN, MATT (70.00)

Year	1st	2nd	3rd	4th	Total	Finish	Money
2011	73	67			140	CUT	
2012	78	70			148	CUT	
						Total	

MCQUILLING, TOM (74.00)

Year	1st	2nd	3rd	4th	Total	Finish	Money
1985	75	73			148	CUT	
						Total	

MCQUISTON, HENRY (73.50)

Year	1st	2nd	3rd	4th	Total	Finish	Money
1959	73	70	76	75	294	T66	
						Total	

MCROY, SPIKE (70.23)

Year	1st	2nd	3rd	4th	Total	Finish	Money
1997	71	69	71	67	278	T35	$7,395.00
1998	66	72	69	68	275	T31	11,860.00
2001	68	71	76	69	284	79	5,642.00
2002	74	71			145	CUT	
2003	70	71			141	CUT	
2004	76	70			146	CUT	
2005	68	71	66	71	276	T31	25,499.00
						Total	$50,396.00

MEADE, CHARLIE (79.00)

Year	1st	2nd	3rd	4th	Total	Finish	Money
1987	80	78			158	CUT	
						Total	

MEADE, LINDEN (74.25)

Year	1st	2nd	3rd	4th	Total	Finish	Money
1971	72	69	79	77	297	88	$115.00
						Total	$115.00

MEDIATE, ROCCO (71.00)

Year	1st	2nd	3rd	4th	Total	Finish	Money
1986	71	72			143	CUT	
1987	70	71	74	72	287	T71	$1,330.00
1988	69	70	67	68	274	T14	11,900.00
1989	72	67	68	73	280	T54	2,270.00
1990	65	69	70	65	269	T2	66,000.00
1991	70	67	69	73	279	T38	4,400.00
1992	73	73			146	CUT	
1993	68	70	72	67	277	T7	30,125.00
1995	72	72			144	CUT	
1996	70	71	71	69	281	T25	11,700.00
1997	73	75			148	CUT	
2005	73	69			142	CUT	
2012	66	70	69	71	276	T47	14,584.61
						Total	$142,309.61

MEDLIN, SCOTT (72.50)

Year	1st	2nd	3rd	4th	Total	Finish	Money
1996	70	75			145	CUT	
						Total	

MEDNICK, ADAM (73.50)

Year	1st	2nd	3rd	4th	Total	Finish	Money
1997	72	75			147	CUT	
						Total	

MEIERDIERKS, ERIC (74.50)

Year	1st	2nd	3rd	4th	Total	Finish	Money
2013	72	77			149	CUT	
						Total	

MELNYK, STEVE (70.07)

Year	1st	2nd	3rd	4th	Total	Finish	Money
1974	71	68	70	70	279	T33	$949.09
1975	70	72	66	71	279	T34	988.57
1976	71	70	73	65	279	T26	1,491.00
1980	68	70	75	78	291	70	600.00
1981	69	70	68	74	281	T80	522.00
1982	67	67	67	68	269	T15	5,100.00
1983	65	68	70	73	276	T23	2,528.57
1984	78				78	W/D	
						Total	$12,179.23

MENGERT, AL (72.25)

Year	1st	2nd	3rd	4th	Total	Finish	Money
1955	70	72	74	73	289	T34	
						Total	

MENNE, ALLAN (75.91)

Year	1st	2nd	3rd	4th	Total	Finish	Money
1988	75	71			146	CUT	
1989	82	72			154	CUT	
1991	71	76			147	CUT	
1992	73	82			155	CUT	
1993	77	80			157	CUT	
1996	79	73			152	CUT	
						Total	

MENNE, BOB (70.13)

Year	1st	2nd	3rd	4th	Total	Finish	Money
1972	68	72	72	74	286	63	$217.39
1975	69	68	68	70	275	T18	2,400.00
						Total	$2,617.39

MEOLA, CHARLES (77.00)

Year	1st	2nd	3rd	4th	Total	Finish	Money
2003	72	82			154	CUT	
						Total	

MERCER, HANK (76.00)

Year	1st	2nd	3rd	4th	Total	Finish	Money
1953	76	74	78		228	W/D	
						Total	

MERRICK, JOHN (68.78)

Year	1st	2nd	3rd	4th	Total	Finish	Money
2007	74	79			153	CUT	
2009	65	67	65	69	266	T11	$138,000.00
2010	69	69	71	64	273	T34	29,025.00
2011	67	66	66	67	266	T9	156,000.00
2012	72	65	73		210	T71	11,640
2013	65	71	71	70	277	T30	32,584.00
2014	67	72	67	67	273	T26	45,880.00
2015	72	67			139	CUT	
						Total	$413,129.00

MERRINS, EDDIE (72.00)

Year	1st	2nd	3rd	4th	Total	Finish	Money
1959	72	72	70	74	288	T42	
						Total	

MERRITT, TROY (69.73)

Year	1st	2nd	3rd	4th	Total	Finish	Money
2010	71	74			145	CUT	
2011	69	69			138	CUT	
2014	71	66	72	71	280	T67	$12,586.00
2015	69	70			139	CUT	
2016	73	68			141	CUT	
2017	65	68	73	66	272	T8	$176,800.00
2018	72	72			144	CUT	
2019	70	65	75		210	T71	13,824.00
2020	68	64	72	72	276	T60	16,502.00
2021	68	65	70	73	276	T36	30,743.63
2022	69	70			139	CUT	
2023	72	69			141	CUT	
						Total	$250,455.63

METHVIN, SONNY (71.75)

Year	1st	2nd	3rd	4th	Total	Finish	Money
1965	67	73	78	69	287	T64	
						Total	

METZ, DICK (71.00)

Year	1st	2nd	3rd	4th	Total	Finish	Money
1954	75	71	70	68	284	T29	$55.00
						Total	$55.00

MEYER, DENNIS (69.38)

Year	1st	2nd	3rd	4th	Total	Finish	Money
1975	64	73	72	66	275	T18	$2,400.00
1977	71	69	69	71	280	T54	462.00
						Total	$2,862.00

MEYER, DYLAN (72.50)

Year	1st	2nd	3rd	4th	Total	Finish	Money
2018	70	75			145	CUT	
						Total	

MEYERSON, LARS (73.50)

Year	1st	2nd	3rd	4th	Total	Finish	Money
1983	74	73			147	CUT	
						Total	

MIARTUZ, CHICO (72.00)

Year	1st	2nd	3rd	4th	Total	Finish	Money
1963	74	71	73	70	288	T42	$85.00
						Total	$85.00

INDIVIDUAL RESULTS

MICHEEL, SHAUN (69.88)

Year	1st	2nd	3rd	4th	Total	Finish	Money
1994	69	75			144	CUT	
1997	74	69	71	70	284	T73	$2,865.00
2000	69	71			140	CUT	
2002	75				75	W/D	
2003	71	68	68	65	272	10	108,000.00
2010	72	65	65	71	273	T34	29,025.00
						Total	$139,890.00

MICKELSON, PHIL (68.79)

Year	1st	2nd	3rd	4th	Total	Finish	Money
1992	69	75			144	CUT	
1994	65	72	70	72	279	T26	$8,520.00
2001	67	68	61	68	264	1	558,000.00
2002	69	67	66	64	266	1	720,000.00
2003	67	73	70	72	282	T58	8,800.00
2019	67	76			143	CUT	
2020	64	63	71	71	269	T24	57,627.50
2021	69	69	72	69	279	T61	16,206.00
						Total	$1,369,153.50

MIDDLECOFF, CARY (69.25)

Year	1st	2nd	3rd	4th	Total	Finish	Money
1954	65	71	70	71	277	T11	$360.00
						Total	$360.00

MIERNICKI, DANIEL (71.50)

Year	1st	2nd	3rd	4th	Total	Finish	Money
2012	74	69			143	CUT	
						Total	

MIGLIOZZI, GUIDO (68.00)

Year	1st	2nd	3rd	4th	Total	Finish	Money
2021	69	65	71	67	272	T13	$132,583.34
						Total	$132,583.34

MIKLES, LEE (69.00)

Year	1st	2nd	3rd	4th	Total	Finish	Money
1978	68	69	67	72	276	T38	$903.00
						Total	$903.00

MILANOVICH, RON (69.75)

Year	1st	2nd	3rd	4th	Total	Finish	Money
1980	70	69	67	73	279	T46	$790.50
						Total	$790.50

MILES, MIKE (73.50)

Year	1st	2nd	3rd	4th	Total	Finish	Money
1989	74	73			147	CUT	
						Total	

MILLER, ALLEN (70.04)

Year	1st	2nd	3rd	4th	Total	Finish	Money
1972	67	70	71	72	280	T32	$750.00
1975	71	68	73	68	280	T41	760.00
1976	70	70	68	72	280	T33	1,063.12
1979	70	69	70	71	280	T39	1,140.00
1980	69	70	69	67	275	T23	2,528.58
1981	70	70			140	CUT	
1982	68	71	69	73	281	T70	588.00
1985	75				75	W/D	
						Total	$6,829.70

MILLER, ANDY (71.50)

Year	1st	2nd	3rd	4th	Total	Finish	Money
2003	75	68			143	CUT	
						Total	

MILLER, BRADY (69.25)

Year	1st	2nd	3rd	4th	Total	Finish	Money
1977	66	72	69	70	277	T31	$1,165.50
						Total	$1,165.50

MILLER, DAVE (75.50)

Year	1st	2nd	3rd	4th	Total	Finish	Money
1955	79	75	75	73	302	T67	
						Total	

MILLER, JOHNNY (69.25)

Year	1st	2nd	3rd	4th	Total	Finish	Money
1969	72	71	68	71	282	T50	$165.71
1971	65	70	72	71	278	T31	592.00
1975	69	67	68	67	271	T7	6,150.00
1977	70	69	70	68	277	T31	1,165.50
						Total	$8,073.21

MILLER, LINDY (70.86)

Year	1st	2nd	3rd	4th	Total	Finish	Money
1980	67	67	66	70	270	4	$14,400.00
1981	70	71			141	CUT	
1982	76	68			144	CUT	
1983	65	73	75	75	288	T68	609.00
1984	74	75			149	CUT	
						Total	$15,009.00

MILLER, MICHAEL (69.50)

Year	1st	2nd	3rd	4th	Total	Finish	Money
2019	69	70			139	CUT	
						Total	

MILLER, ZACH (71.00)

Year	1st	2nd	3rd	4th	Total	Finish	Money
2011	70	66	76	72	284	73	$11,760.00
						Total	$11,760.00

MILLET, HONALD (71.50)

Year	1st	2nd	3rd	4th	Total	Finish	Money
1960	70	71	72	73	286	T45	
						Total	

MILLS, JON (68.50)

Year	1st	2nd	3rd	4th	Total	Finish	Money
2006	69	72			141	CUT	
2008	70	64	65	71	270	T19	$65,250.00
						Total	$65,250.00

MILNE, CHUCK (72.00)

Year	1st	2nd	3rd	4th	Total	Finish	Money
1977	68	71	76	73	288	79	
						Total	

MINER, CLEM (73.25)

Year	1st	2nd	3rd	4th	Total	Finish	Money
1953	76	67	71	72	286	T41	
1959	74	72	73	81	300	72	
						Total	

MITCHELL, BOBBY (69.60)

Year	1st	2nd	3rd	4th	Total	Finish	Money
1968	68	68	71	72	279	T17	$1,300.00
1969	68	72	70	69	279	T31	612.50
1970	71	70	69	69	279	T30	593.75
1971	73	68	70	68	279	T42	352.00
1973	70	67	70	69	276	T44	603.33
						Total	$3,461.58

MITCHELL, GENE (72.00)

Year	1st	2nd	3rd	4th	Total	Finish	Money
1965	71	70	73	74	288	T69	
						Total	

MITCHELL, JEFF (69.88)

Year	1st	2nd	3rd	4th	Total	Finish	Money
1980	71	73			144	CUT	
1981	67	71	68	74	280	T74	$561.00
1982	70	67	68	67	272	T28	1,791.82
1983	69	72			141	CUT	
1984	70	69	68	74	281	T20	4,333.34
						Total	$6,686.16

MITCHELL, JOE (74.20)

Year	1st	2nd	3rd	4th	Total	Finish	Money
1952	71	73	70	79	293	T45	
1954	71	75	80		226	W/D	
1955	75	77	75	77	304	T71	
1959	74	74	69	73	290	T51	
						Total	

MITCHELL, KEITH (69.08)

Year	1st	2nd	3rd	4th	Total	Finish	Money
2018	70	68	70	70	278	T56	$15,680.00
2020	69	68			137	CUT	
2021	71	75			146	CUT	
2022	66	68	67	67	268	T6	320,587.50
						Total	$336,267.50

MIYAMOTO, KATSUMASA (71.50)

Year	1st	2nd	3rd	4th	Total	Finish	Money
1999	72	71			143	CUT	
						Total	

MIYASE, HIROFUMI (70.75)

Year	1st	2nd	3rd	4th	Total	Finish	Money
2004	72	68	73	70	283	T67	$8,526.00
						Total	$8,526.00

INDIVIDUAL RESULTS

MIZE, LARRY (69.45)

Year	1st	2nd	3rd	4th	Total	Finish	Money
1982	71	66	67	68	272	T28	$1,791.82
1983	73	72			145	CUT	
1984	69	74	69	73	285	T37	1,680.00
1985	71	70	69	68	278	T29	3,652.50
1990	70	69	67	68	274	T27	6,516.66
1996	77	67			144	CUT	
1997	68	69	70	70	277	T29	9,537.50
1998	68	63	66	69	266	T2	176,000.00
1999	69	69	67	71	276	T46	6,587.50
2001	65	72	71	69	277	T50	7,477.20
2002	77	71			148	CUT	
2005	73	72			145	CUT	
2006	68	74			142	CUT	
2008	67	70	67	70	274	44	21,000.00
						Total	$234,243.18

MIZUMAKI, YOSHINORI (70.25)

Year	1st	2nd	3rd	4th	Total	Finish	Money
1994	70	70	69	72	281	T40	$4,440.00
						Total	$4,440.00

MOGG, BRIAN (74.00)

Year	1st	2nd	3rd	4th	Total	Finish	Money
1986	79	75			154	CUT	
1987	73	71			144	CUT	
1988	72	74			146	CUT	
						Total	

MOLDER, BRYCE (69.60)

Year	1st	2nd	3rd	4th	Total	Finish	Money
2002	72	78			150	CUT	
2007	74	77			151	CUT	
2009	67	66	67	69	269	T19	$75,300.00
2010	68	70	72	72	282	73	11,640.00
2011	65	66	64	70	265	T6	201,000.00
2012	71	67	67	74	279	T64	12,600.00
2013	67	70	73	67	277	T30	32,584.00
2014	73	69			142	CUT	
2015	66	71	70	71	278	T64	13,440.00
2016	69	70	66	72	277	T56	14,718.00
2017	70	70	66	69	275	T26	46,277.78
						Total	$407,559.78

MOLINA, FLORENTINO (69.75)

Year	1st	2nd	3rd	4th	Total	Finish	Money
1976	72	68	72	69	281	T41	$695.34
1977	74	66	67	70	277	T31	1,165.50
						Total	$1,860.84

MOLINARI, FRANCESCO (69.69)

Year	1st	2nd	3rd	4th	Total	Finish	Money
2015	67	66	69	71	273	T25	$41,234.29
2016	71	67	65	73	276	T47	16,573.33
2019	69	69	71	71	280	T57	16,128.00
2021	73	72			145	CUT	
2023	74	67			141	CUT	
						Total	$73,935.62

MOLLICA, TONY (74.00)

Year	1st	2nd	3rd	4th	Total	Finish	Money
1997	73	75			148	CUT	
						Total	

MONROE, LLOYD (72.00)

Year	1st	2nd	3rd	4th	Total	Finish	Money
1963	75	71	71	71	288	T42	
						Total	

MONTGOMERY, JACK (69.75)

Year	1st	2nd	3rd	4th	Total	Finish	Money
1968	72	67	69	68	276	T7	$2,975.00
1969	71	72	71	68	282	T50	165.72
						Total	$3,140.72

MOODY, GRIFF (71.25)

Year	1st	2nd	3rd	4th	Total	Finish	Money
1984	67	72	74	72	285	T37	$1,680.00
						Total	$1,680.00

MOODY, ORVILLE (70.30)

Year	1st	2nd	3rd	4th	Total	Finish	Money
1970					143	CUT	
1977	68	73	72	69	282	T64	$351.83
1978	68	68	71	71	278	T46	559.43
						Total	$911.26

MOONEY, MITCH (75.50)

Year	1st	2nd	3rd	4th	Total	Finish	Money
1980	75	76			151	CUT	
						Total	

MOORE, JR., JOE (69.50)

Year	1st	2nd	3rd	4th	Total	Finish	Money
1953	67	69	69	70	275	T9	$550.00
1961	70	70	70	71	281	T30	106.25
						Total	$656.25

MOORE, RYAN (68.12)

Year	1st	2nd	3rd	4th	Total	Finish	Money
2006	69	66	67	67	269	T2	$387,200.00
2007	66	71	69	72	278	T33	33,900.00
2008	69	74			143	CUT	
2009	66	65	68	64	263	T4	248,000.00
2010	68	67	69	66	270	T13	99,750.00
2011	64	70	64	63	261	T2	528,000.00
2012	72	67	69	68	276	T47	14,584.62
2013	68	70	66	68	272	T7	196,725.00
2014	63	68	66	71	268	T5	235,600.00
2016	70	66	66	70	272	T17	83,490.00
2018	68	72			140	CUT	
2019	68	64	72	68	272	T15	115,200
2020	67	70			137	CUT	
2021	72	65	72	69	278	T54	17,094.00
2023	75	68			143	CUT	
						Total	$1,959,543.62

MOORE, TAYLOR (70.00)

Year	1st	2nd	3rd	4th	Total	Finish	Money
2022	69	70			139	CUT	
2023	71	70			141	CUT	
						Total	

MOORE, TOMMY (72.50)

Year	1st	2nd	3rd	4th	Total	Finish	Money
1990	71	69			140	CUT	
1991	69	73			142	CUT	
1994	80	73			153	CUT	
						Total	

MORALES, WILFREDO (72.50)

Year	1st	2nd	3rd	4th	Total	Finish	Money
2003	74	71			145	CUT	
						Total	

MORAN, PAUL (70.35)

Year	1st	2nd	3rd	4th	Total	Finish	Money
1970	66	70	71	72	279	T30	$593.75
1971	69	67	71	75	282	T61	115.79
1972	67	66	71	73	277	T14	2,062.50
1974	70	71	73	73	287	69	310.00
1976	74	67	70	71	282	T50	519.50
						Total	$3,601.54

MORGAN, GIL (69.57)

Year	1st	2nd	3rd	4th	Total	Finish	Money
1978	66	67	69	69	271	T7	$6,457.50
1981	73	70			143	CUT	
1985	69	69	69	68	275	T14	10,200.00
1987	70	67	67	71	275	T11	15,400.00
1988	67	70	69	72	278	T36	3,013.78
1990	66	76			142	CUT	
1991	72	74			146	CUT	
1992	66	68	71	72	277	T5	36,500.00
1994	68	73	68	71	280	T33	6,205.72
						Total	$77,777.00

MORGAN, JOHN (71.00)

Year	1st	2nd	3rd	4th	Total	Finish	Money
2003	69	71	71	73	284	T68	$8,080.00
						Total	$8,080.00

MORGAN, PETE (69.25)

Year	1st	2nd	3rd	4th	Total	Finish	Money
1998	64	71	69	73	277	T47	$5,022.22
						Total	$5,022.22

MORIKAWA, COLLIN (69.50)

Year	1st	2nd	3rd	4th	Total	Finish	Money
2019	66	67	75	68	276	T36	$32,451.43
2020	72	71			143	CUT	
2023	74	63			137	CUT	
						Total	$32,451.43

MORLAND IV, DAVID (72.38)

Year	1st	2nd	3rd	4th	Total	Finish	Money
2000	76	70			146	CUT	
2001	71	70			141	CUT	
2002	71	71			142	CUT	
2004	77	73			150	CUT	
						Total	

INDIVIDUAL RESULTS

MORLEY, MIKE (70.17)

Year	1st	2nd	3rd	4th	Total	Finish	Money
1973	71	69	71	71	282	T69	$305.00
1975	70	69	74	72	285	T62	350.00
1978	71	68	69	73	281	T63	372.75
1981	66	67	69	68	270	T15	4,357.50
1982	72	73			145	CUT	
						Total	$5,385.25

MORSE, ANDY (72.50)

Year	1st	2nd	3rd	4th	Total	Finish	Money
1985	73	77			150	CUT	
1996	75	67	71	72	285	T49	$3,634.29
						Total	$3,634.29

MORSE, JOHN (71.06)

Year	1st	2nd	3rd	4th	Total	Finish	Money
1994	69	69	71	72	281	T40	$4,440.00
1995	73	75			148	CUT	
1996	71	69	69	72	281	T25	11,700.00
1997	67	71	69	77	284	T73	2,865.00
1998	77	65			142	CUT	
2003	72	71			143	CUT	
						Total	$19,005.00

MORTON, AL (72.50)

Year	1st	2nd	3rd	4th	Total	Finish	Money
1982	69	76			145	CUT	
						Total	

MORTON, RICK (74.00)

Year	1st	2nd	3rd	4th	Total	Finish	Money
1989	74	74			148	CUT	
						Total	

MOSEL, STAN (73.25)

Year	1st	2nd	3rd	4th	Total	Finish	Money
1963	72	70	76	75	293	T65	
						Total	

MOSS, PERRY (71.00)

Year	1st	2nd	3rd	4th	Total	Finish	Money
1999	68	71	73	71	283	69	$5,050.00
2000	71	72			143	CUT	
						Total	$5,050.00

MOWRY, LARRY (70.82)

Year	1st	2nd	3rd	4th	Total	Finish	Money
1962	72	72	74	71	289	T56	
1964	72	68	73	65	278	T15	$872.23
1965	68	71	71	70	280	T21	777.78
1966	68	72	67	71	278	T31	650.00
1967	68	75	72	70	285	T47	220.00
1968	72	71	72	77	292	67	
1969	70	68	73	70	281	T42	297.50
						Total	$2,817.51

MUCHA, BOB (77.75)

Year	1st	2nd	3rd	4th	Total	Finish	Money
1997	76	78			154	CUT	
2004	82	75			157	CUT	
						Total	

MUDD, JODIE (70.07)

Year	1st	2nd	3rd	4th	Total	Finish	Money
1982	66	66	71	66	269	T15	$5,100.00
1983	71	75			146	CUT	
1984	71	72	73	71	287	T54	896.00
1985	68	67	70	66	271	T2	52,800.00
1986	71	70	68	70	279	T36	3,154.85
1987	78				78	W/D	
1990	68	69	70	72	279	T58	2,200.00
1992	68	68	74	73	283	T36	4,608.33
						Total	$68,759.18

MUEHR, MICHAEL (71.00)

Year	1st	2nd	3rd	4th	Total	Finish	Money
2001	69	73			142	CUT	
2002	71	71			142	CUT	
						Total	

MULLINAX, TREY (70.00)

Year	1st	2nd	3rd	4th	Total	Finish	Money
2017	72	69			141	CUT	
2018	67	71	70	72	280	T67	$14,350.00
2019	70	69			139	CUT	
2022	69	70			139	CUT	
2023	71	70			141	CUT	
						Total	$14,350.00

MULROY, GARTH (69.33)

Year	1st	2nd	3rd	4th	Total	Finish	Money
2010	71	71			142	CUT	
2012	68	69	69	68	274	T29	$36,525.00
						Total	$36,525.00

MUNCRIEF, KEVIN (76.00)

Year	1st	2nd	3rd	4th	Total	Finish	Money
2004	76	76			152	CUT	
						Total	

MUNOZ, SEBASTIAN (70.33)

Year	1st	2nd	3rd	4th	Total	Finish	Money
2017	67	70	75		212	T75	$12,580.00
2019	69	73			142	CUT	
2020	70	70			140	CUT	
2021	67	72			139	CUT	
						Total	$12,580.00

MURCHISON, BILL (71.10)

Year	1st	2nd	3rd	4th	Total	Finish	Money
1980	70	68	74	75	287	69	$606.00
1983	67	67	71	72	277	T30	1,706.67
1993	71	76			147	CUT	
						Total	$2,312.67

MURPHY, BOB (69.50)

Year	1st	2nd	3rd	4th	Total	Finish	Money
1969	66	73	68	69	276	T18	$1,350.00
1970	66	66	66	69	267	1	20,000.00
1971	71	67	71	69	278	T31	592.00
1973	71	69	70	72	282	T69	305.00
1974	65	72	70	70	277	T20	1,928.57
1975	70	69	71	67	277	T27	1,480.00
1976	69	69	71	69	278	T21	1,995.00
1978	67	70	68	73	278	T46	559.43
1979	68	68	72	66	274	T14	5,250.00
1980	67	66	73	68	274	T17	4,060.00
1981	68	66	70	66	270	T15	4,357.50
1982	70	71			141	CUT	
1983	67	68	64	74	273	T9	7,800.00
1985	73	71			144	CUT	
1986	69	73	74	78	294	78	1,288.00
1987	71	72			143	CUT	
1989	69	73			142	CUT	
1990	72	69			141	CUT	
						Total	$50,965.50

MURPHY, SEAN (71.17)

Year	1st	2nd	3rd	4th	Total	Finish	Money
1990	69	73			142	CUT	
1994	74	70			144	CUT	
1996	70	77			147	CUT	
1999	71	71			142	CUT	
2001	67	73	74	65	279	T61	$6,603.00
						Total	$6,603.00

MURRAY, BRENT (71.50)

Year	1st	2nd	3rd	4th	Total	Finish	Money
1981	72	71			143	CUT	
						Total	

MURRAY, GRAYSON (70.63)

Year	1st	2nd	3rd	4th	Total	Finish	Money
2017	69	71	67	68	275	T26	$46,277.78
2020	68	73			141	CUT	
2021	73	76			149	CUT	
						Total	$46,277.78

NA, KEVIN (68.97)

Year	1st	2nd	3rd	4th	Total	Finish	Money
2004	72	67	69	69	277	T32	$20,440.00
2005	70	70	75	65	280	T54	9,718.00
2007	70	67	69	67	273	T9	156,000.00
2008	69	66	69	72	276	T52	13,851.43
2009	67				67	W/D	
2011	74	68			142	CUT	
2015	73	68			141	CUT	
2017	66	71	72	70	279	T57	15,096.00
2020	66	66	65	67	264	5	303,400.00
2021	69	68	68	72	277	T47	19,377.42
						Total	$537,882.85

NAGLE, KEL (69.33)

Year	1st	2nd	3rd	4th	Total	Finish	Money
1966	66	72	70	65	273	T9	$2,620.00
1967	69	68	70	68	275	T7	3,100.00
1968	71	70	69	74	284	42	400.00
						Total	$6,120.00

NAKAJIMA, TOMMY (69.75)

Year	1st	2nd	3rd	4th	Total	Finish	Money
1983	69	67	73	70	279	T43	$876.60
						Total	$876.60

NAKAMURA, TATSUAKI (78.50)

Year	1st	2nd	3rd	4th	Total	Finish	Money
2002	75	82			157	CUT	
						Total	

INDIVIDUAL RESULTS

NALLEN, CHRIS (69.75)

Year	1st	2nd	3rd	4th	Total	Finish	Money
2004	69	70	74	66	279	T49	$10,365.60
						Total	$10,365.60

NARY, BILL (71.40)

Year	1st	2nd	3rd	4th	Total	Finish	Money
1952	70	67	74	74	285	T20	$205.00
1954	73	70	71	72	286	T41	
1955	75	69	73	76	293	T50	
1956	70	69	72	72	283	T28	41.25
1957	67	68	71	75	281	T19	337.50
						Total	$583.75

NELFORD, JIM (70.73)

Year	1st	2nd	3rd	4th	Total	Finish	Money
1978	68	68	72	71	279	T53	$467.34
1979	69	70	72	75	286	68	612.00
1980	75	73			148	CUT	
1981	68	65	72	69	274	T47	807.00
1985	71	66	70	69	276	T19	6,771.43
1987	76	73			149	CUT	
1988	70	74			144	CUT	
						Total	$8,657.77

NELSON, LARRY (69.23)

Year	1st	2nd	3rd	4th	Total	Finish	Money
1974	68	71	69	69	277	T20	$1,928.57
1975	68	66	67	68	269	T4	8,800.00
1976	71	67	68	70	276	T18	2,730.00
1977	68	66	69	65	268	T2	19,425.00
1978	64	67	70	71	272	T9	4,357.50
1979	69	71	72	72	284	T62	645.00
1980	73	69			142	CUT	
1982	70	69	65	68	272	T28	1,791.82
1984	73	70	67	72	282	T26	3,140.00
1995	75	71			146	CUT	
1996	70	70	69	72	281	T25	11,700.00
						Total	$54,517.89

NESMITH, MATTHEW (69.80)

Year	1st	2nd	3rd	4th	Total	Finish	Money
2020	70	70			140	CUT	
2021	74	70			144	CUT	
2022	65	67	68	71	271	T19	$106,101.67
2023	68	75			143	CUT	
						Total	$106,101.67

NETCHO, JOHN (76.75)

Year	1st	2nd	3rd	4th	Total	Finish	Money
1955	75	79	74	79	307	73	
						Total	

NETTELBLADT, HARRY (72.38)

Year	1st	2nd	3rd	4th	Total	Finish	Money
1952	74	74	69	68	285	T20	$205.00
1953	77	73	75	74	299	T59	
1954	73	70	70	72	285	T35	
1955	75	71	74	71	291	T42	
1957	75	74	73	74	296	T61	
1958	70	70	72	69	281	T31	115.00
						Total	$320.00

NEVIL, DWIGHT (70.21)

Year	1st	2nd	3rd	4th	Total	Finish	Money
1971	67	70	72	69	278	T31	$592.00
1972	68	73	71	72	284	T52	217.39
1974	68	70	71	70	279	T33	949.09
1976	69	70	73	69	281	T41	695.34
1977	67	71	71	70	279	T45	567.00
1978	71	69	71	73	284	T73	
						Total	$3,020.82

NEWQUIST, DAVE (69.00)

Year	1st	2nd	3rd	4th	Total	Finish	Money
1977	68	69	66	73	276	T25	$1,585.50
						Total	$1,585.50

NEWTON III, GUY (74.50)

Year	1st	2nd	3rd	4th	Total	Finish	Money
1989	74	75			149	CUT	
						Total	

NEWTON, JACK (69.50)

Year	1st	2nd	3rd	4th	Total	Finish	Money
1977	69	71	69	70	279	T45	$567.00
1981	70	69	66	74	279	T71	588.00
1982	71	68	65	72	276	T54	681.00
						Total	$1,836.00

NICHOLS, BOBBY (69.58)

Year	1st	2nd	3rd	4th	Total	Finish	Money
1960	76	69	70	67	282	T27	$146.67
1961	68	69	74	74	285	T52	
1964	70	70	69	70	279	T24	662.50
1966	67	70	69	71	277	T26	800.00
1968	72	70	70	65	277	T11	2,200.00
1971	68	68	68	69	273	T14	1,760.00
1973	67	69	69	66	271	T21	2,100.00
1979	71	70	70	70	281	T47	761.25
1980	73	64	64	72	273	T14	5,400.00
1981	71	66	71	71	279	T71	588.00
1982	67	72	73	69	281	T70	588.00
1985	73	68	69	72	282	T50	1,461.00
						Total	$16,467.42

NICKLAUS, GARY (70.88)

Year	1st	2nd	3rd	4th	Total	Finish	Money
2000	69	70	69	70	278	T58	$6,076.00
2001	70	74			144	CUT	
2002	70	75			145	CUT	
						Total	$6,076.00

NICKLAUS, JACK (68.88)

Year	1st	2nd	3rd	4th	Total	Finish	Money
1963	73	67	67	71	278	T5	$1,675.00
1969	68	68	69	68	273	7	3,200.00
						Total	$4,875.00

NICOLETTE, MIKE (70.75)

Year	1st	2nd	3rd	4th	Total	Finish	Money
1982	69	70	67	68	274	T44	$990.00
1984	68	68	72	71	279	T11	8,480.00
1985	73	72			145	CUT	
1986	72	74			146	CUT	
1987	72	73			145	CUT	
1988	74	69			143	CUT	
						Total	$9,470.00

NIEBRUGGE, JORDAN (73.00)

Year	1st	2nd	3rd	4th	Total	Finish	Money
2016	69	77			146	CUT	
						Total	

NIELSEN, LONNIE (68.58)

Year	1st	2nd	3rd	4th	Total	Finish	Money
1981	63	66	71	71	271	T23	$2,595.00
1982	68	69	69	69	275	T47	770.57
1983	71	65	72	69	277	T30	1,706.67
						Total	$5,072.24

NIEMANN, JOAQUIN (68.93)

Year	1st	2nd	3rd	4th	Total	Finish	Money
2019	69	65	69	66	269	T5	$262,800.00
2020	68	66	68	75	277	63	16,206.00
2021	68	67	73	68	276	T36	30,743.64
2022	73	70			143	CUT	
						Total	$309,749.64

NIEPORTE, TOM (69.70)

Year	1st	2nd	3rd	4th	Total	Finish	Money
1957	72	65	68	74	279	T10	$670.00
1958	67	70	69	70	276	T15	630.00
1959	68	69	67	69	273	2	2,300.00
1960	69	69	72	71	281	T20	330.00
1961	74	69	69	73	285	T52	
						Total	$3,930.00

NITTIES, JAMES (69.25)

Year	1st	2nd	3rd	4th	Total	Finish	Money
2010	69	68	74	66	277	T57	$13,260.00
						Total	$13,260.00

NOBILO, FRANK (68.93)

Year	1st	2nd	3rd	4th	Total	Finish	Money
1999	71	71			142	CUT	
2000	69	68	69	70	276	T48	$7,123.20
2001	67	66	70	69	272	T22	27,944.28
2002	69	69	71	66	275	T20	41,714.29
						Total	$76,781.77

NOH, SEUNG-YUL (68.73)

Year	1st	2nd	3rd	4th	Total	Finish	Money
2012	68	68	68	68	272	T18	$75,600.00
2013	68	68	72	72	280	T58	13,542.00
2014	68	69	72	70	279	T61	13,206.00
2015	64	69	71	68	272	T20	71,936.00
2016	69	70	68	68	275	T38	25,740.00
2017	69	73			142	CUT	
2020	64	68	66	69	271	T11	139,983.33
						Total	$340,007.33

INDIVIDUAL RESULTS

NOLAN, KEITH (70.00)

Year	1st	2nd	3rd	4th	Total	Finish	Money
2000	69	71			140	CUT	
						Total	

NORLANDER, HENRIK (69.41)

Year	1st	2nd	3rd	4th	Total	Finish	Money
2013	75	65	75		215	83	$10,736.00
2016	71	68	70	64	273	T25	47,226.67
2020	68	68	68	68	272	T41	27,750.00
2021	65	71	71	72	279	T61	16,206.00
2022	71	70			141	CUT	
						Total	$101,918.67

NORMAN, GREG (68.29)

Year	1st	2nd	3rd	4th	Total	Finish	Money
1985	66	71	69	72	278	T29	$3,652.50
1994	69	65	66	69	269	2	129,600.00
1995	67	64	65	71	267	1	216,000.00
2002	73	69			142	CUT	
						Total	$349,252.50

NORRIS, TIM (70.54)

Year	1st	2nd	3rd	4th	Total	Finish	Money
1981	68	69	72	71	280	T74	$561.00
1982	63	64	66	66	259	1	54,000.00
1983	72	71			143	CUT	
1984	74	76			150	CUT	
1985	70	70	74	73	287	T60	1,314.00
1986	74	76			150	CUT	
1988	70	66	70	71	277	T32	4,051.50
1989	72	71			143	CUT	
1990	70	70			140	CUT	
1992	72	74			146	CUT	
						Total	$59,926.50

NORRMAN, VINCENT (69.00)

Year	1st	2nd	3rd	4th	Total	Finish	Money
2023	70	68			138	CUT	
						Total	

NORTH, ANDY (70.88)

Year	1st	2nd	3rd	4th	Total	Finish	Money
1973	71	70			141	CUT	
1974	68	70	73	70	281	T47	$526.00
1975	66	69	67	69	271	T7	6,150.00
1976	69	68	73	70	280	T33	1,063.12
1984	70	73	71	73	287	T54	896.00
1985	75	72			147	CUT	
1986	74	74			148	CUT	
1991	74	72			146	CUT	
						Total	$8,635.12

NORTON, BRYAN (70.75)

Year	1st	2nd	3rd	4th	Total	Finish	Money
1991	68	69	72	74	283	T62	$2,120.00
						Total	$2,120.00

NOVAK, ANDREW (69.71)

Year	1st	2nd	3rd	4th	Total	Finish	Money
2022	72	64	70	70	276	T46	$23,678.71
2023	67	72			139	CUT	
						Total	$23,678.71

NOWOBILSKI, JOHN (76.50)

Year	1st	2nd	3rd	4th	Total	Finish	Money
1983	80	77			157	CUT	
1985	76	73			149	CUT	
						Total	

NUCKOLLS, ROD (70.93)

Year	1st	2nd	3rd	4th	Total	Finish	Money
1981	68	68	70	68	274	T47	$807.00
1982	69	70	73	70	282	75	570.00
1983	69	78			147	CUT	
1984	70	75	74	71	290	T70	792.00
						Total	$2,169.00

NULL, JOHNNY (74.00)

Year	1st	2nd	3rd	4th	Total	Finish	Money
1952	73	75	68	76	292	44	
1953	77	71	73	79	300	T61	
						Total	

O'GRADY, MAC (72.08)

Year	1st	2nd	3rd	4th	Total	Finish	Money
1983	66	68	72	71	277	T30	$1,706.66
1984	77	72			149	CUT	
1985	73	73			146	CUT	
1986	71	69	67	62	269	1	126,000.00
1987	74	71			145	CUT	
1989	69	71	68	69	277	T34	4,942.86
1991	79				79	W/D	
1994	73	71			144	CUT	
1995	82				82	W/D	
1996	80	82			162	CUT	
						Total	$132,649.52

O'HAIR, SEAN (70.70)

Year	1st	2nd	3rd	4th	Total	Finish	Money
2006	68	74			142	CUT	
2011	66	67	68	75	276	T63	$12,780.00
2012	70	68	69	73	280	67	$12,360.00
2013	73	72			145	CUT	
2014	70	70			140	CUT	
2015	70	76			146	CUT	
2016	73	71			144	CUT	
2021	70	71			141	CUT	
						Total	$25,140.00

O'HERN, NICK (68.44)

Year	1st	2nd	3rd	4th	Total	Finish	Money
2006	67	72	70	68	277	T31	$23,906.67
2007	67	70	66	66	269	3	408,000.00
2008	68	69	65	68	270	T19	65,250.00
2009	68	68	67	68	271	T26	41,700.00
2011	69	70			139	CUT	
2012	68	69	73		210	T71	$11,640.00
2013	67	66	68	74	275	T18	76,860.00
						Total	$627,365.67

O'KEEFE, JACK (73.00)

Year	1st	2nd	3rd	4th	Total	Finish	Money
1997	75	71			146	CUT	
						Total	

O'KEEFE, JACK (74.25)

Year	1st	2nd	3rd	4th	Total	Finish	Money
1962	67	76	72	82	297	62	
						Total	

O'KELLY, DAVID (75.50)

Year	1st	2nd	3rd	4th	Total	Finish	Money
1984	76	75			151	CUT	
						Total	

O'LEARY, PAUL (72.08)

Year	1st	2nd	3rd	4th	Total	Finish	Money
1955	73	74	71	75	293	T50	
1956	75	70	68	75	288	T54	
1958	70	72	71	71	284	T42	
						Total	

O'MEARA, MARK (69.31)

Year	1st	2nd	3rd	4th	Total	Finish	Money
1981	68	62	70	70	270	T15	$4,357.50
1982	70	68	63	69	270	T18	4,050.00
1983	69	74			143	CUT	
1984	70	67	63	71	271	2	43,200.00
1985	69	70	68	68	275	T14	10,200.00
1986	69	72	64	67	272	T3	36,400.00
1987	70	70	73	68	281	T38	3,010.00
1989	72	73			145	CUT	
1992	71	67	81	69	288	T66	2,040.00
1994	67	72	69	72	280	T33	6,205.71
1995	68	70	67	71	276	T28	8,160.00
1997	79				79	W/D	
1999	66	64	71	68	269	T11	57,500.00
						Total	$175,123.21

OBERHOLSER, ARRON (70.40)

Year	1st	2nd	3rd	4th	Total	Finish	Money
2003	72	70			142	CUT	
2004	69	69			138	W/D	
2007	73				73	W/D	
						Total	

OBEY, V. (75.67)

Year	1st	2nd	3rd	4th	Total	Finish	Money
1953	78	71	78		227	W/D	
						Total	

INDIVIDUAL RESULTS

OGILVIE, JOE (69.44)

Year	1st	2nd	3rd	4th	Total	Finish	Money
1999	70	70			140	CUT	
2000	67	69	70	67	273	T25	$20,920.00
2001	68	64	70	69	271	T17	43,400.00
2002	70	69	74	71	284	T69	8,000.00
2004	69	73			142	CUT	
2005	71	75			146	CUT	
2006	72	63	69	70	274	T9	101,828.57
2007	71	68	69	68	276	T22	54,085.72
2008	70	67	68	68	273	T37	25,800.00
2009	67	73			140	CUT	
2010	68	70	70	68	276	T51	14,120.00
2011	72	67			139	CUT	
2012	74				74	W/D	
						Total	$268,154.29

OGILVY, GEOFF (69.50)

Year	1st	2nd	3rd	4th	Total	Finish	Money
2001	67	68	69	68	272	T22	$27,944.28
2011	68	69			137	CUT	
2016	72	71			142	CUT	
2017	73	65	73	71	282	T69	13,532.00
2018	68	72			140	CUT	
						Total	$41,476.28

OGLE, BRETT (71.50)

Year	1st	2nd	3rd	4th	Total	Finish	Money
1994	67	76			143	CUT	
						Total	

OGRIN, DAVID (70.42)

Year	1st	2nd	3rd	4th	Total	Finish	Money
1983	69	70	72	70	281	T56	$678.00
1989	67	70	73	70	280	T54	2,270.00
1990	71	74			145	CUT	
1992	75	73			148	CUT	
1993	72	71	72	68	283	T38	3,800.00
1995	68	72	71	67	278	T38	4,920.00
1997	68	69	69	69	275	T17	21,750.00
						Total	$33,418.00

OHMACHI, AKI (70.25)

Year	1st	2nd	3rd	4th	Total	Finish	Money
1987	70	71			141	DQ	
1988	72	68			140	DQ	
						Total	

OLESEN, THORBJORN (71.00)

Year	1st	2nd	3rd	4th	Total	Finish	Money
2014	69	73			142	CUT	
						Total	

OLIVER, ED (69.74)

Year	1st	2nd	3rd	4th	Total	Finish	Money
1952	74	67	67	70	278	5	$1,000.00
1953	72	66	69	66	273	T3	1,100.00
1955	68	74	73		215	W/D	
1956	66	69	72	71	278	T12	500.00
1958	68	69	72	72	281	T31	115.00
						Total	$2,715.00

OLSEN, DAN (81.00)

Year	1st	2nd	3rd	4th	Total	Finish	Money
2004	81				81	W/D	
						Total	

OLSEN, SAM (77.00)

Year	1st	2nd	3rd	4th	Total	Finish	Money
1994	78	76			154	CUT	
						Total	

OLSON, DOUG (70.63)

Year	1st	2nd	3rd	4th	Total	Finish	Money
1971	69	72	71	71	283	T66	$115.00
1972	72	68	70	72	282	T41	433.33
						Total	$548.33

OLSON, LEIF (72.50)

Year	1st	2nd	3rd	4th	Total	Finish	Money
2009	71	74			145	CUT	
						Total	$0.00

OMOHUNDRO, SALE (71.00)

Year	1st	2nd	3rd	4th	Total	Finish	Money
1980	73	69			142	CUT	
						Total	

OOSTERHUIS, PETER (70.00)

Year	1st	2nd	3rd	4th	Total	Finish	Money
1975	72	68	72	68	280	T41	$760.00
1979	67	68	69	69	273	T10	7,200.00
1983	71	70			141	CUT	
1985	73	68	67	74	282	T50	1,461.00
1986	74	70			144	CUT	
						Total	$9,421.00

OOSTHUIZEN, LOUIS (68.83)

Year	1st	2nd	3rd	4th	Total	Finish	Money
2012	69	69	70	68	276	T47	$14,584.62
2014						W/D	
2015	71	71			142	CUT	
2016	68	71	67	66	272	T17	83,490.00
2019	66	68	74	68	276	T36	32,451.43
2020	64	70	71	68	273	T46	19,869.00
						Total	$150,395.05

OPPENHEIM, ROB (70.50)

Year	1st	2nd	3rd	4th	Total	Finish	Money
2016	67	73			140	CUT	
2018	71	70			141	CUT	
2020	68	74			142	CUT	
2021	71	70			141	CUT	
						Total	

OPPERMANN, STEVE (68.88)

Year	1st	2nd	3rd	4th	Total	Finish	Money
1965	72	71	69	69	281	T30	$550.00
1966	71	69	64	71	275	T16	1,550.00
1967	70	67	69	67	273	2	12,000.00
1970	67	68	67	71	273	T4	4,400.00
						Total	$18,500.00

ORTIZ, CARLOS (70.00)

Year	1st	2nd	3rd	4th	Total	Finish	Money
2015	72	71			143	CUT	
2016	66	71	69	66	272	T17	$83,490.00
2019	71	68			139	CUT	
2020	69	69			138	CUT	
2021	70	65	71	71	277	T47	19,377.43
2022	74	77			151	CUT	
						Total	$102,867.43

OUELLETTE, RYAN (77.50)

Year	1st	2nd	3rd	4th	Total	Finish	Money
2003	76	79			155	CUT	
						Total	

OVERTON, JAY (72.67)

Year	1st	2nd	3rd	4th	Total	Finish	Money
1980	77	76			153	CUT	
1993	70	69	73	71	283	T38	$3,800.00
						Total	$3,800.00

OVERTON, JEFF (70.66)

Year	1st	2nd	3rd	4th	Total	Finish	Money
2005	77	68			145	CUT	
2006	69	70	73	77	289	T72	$8,580.00
2007	69	71	72	70	282	T54	13,560.00
2008	72	70			142	CUT	
2010	67	72			139	CUT	
2015	69	69	71	66	275	T48	16,085.33
						Total	$38,225.33

OWEN, GREG (70.33)

Year	1st	2nd	3rd	4th	Total	Finish	Money
2007	70	73			143	CUT	
2009	67	77			144	CUT	
2010	72	72			144	CUT	
2013	70	69	69	68	276	T24	$49,410.00
2014	72	65	71	69	277	T51	14,591.00
2015	72	70			142	CUT	
2016	70	70			140	CUT	
						Total	$64,001.00

OZAKI, JOE (73.30)

Year	1st	2nd	3rd	4th	Total	Finish	Money
1994	69	70	71	79	289	68	$2,448.00
1995	76	73			149	CUT	
1996	70	83			153	CUT	
1998	77	65			142	CUT	
						Total	$2,448.00

OZAKI, TATEO (72.50)

Year	1st	2nd	3rd	4th	Total	Finish	Money
1981	70	75			145	CUT	
						Total	

PACE, ROY (70.71)

Year	1st	2nd	3rd	4th	Total	Finish	Money
1965	73	69	72	69	283	T46	$220.00
1968	70	73	72	70	285	T43	171.67
1969	67	72	69	71	279	T31	612.50
1971	69	72	75	76	292	87	115.78
1972	68	66	70	75	279	T26	906.50
1974	70	71	69	69	279	T33	949.09
						Total	$2,975.54

INDIVIDUAL RESULTS

PAESANI, JOHN (73.00)

Year	1st	2nd	3rd	4th	Total	Finish	Money
1990	68	75			143	CUT	
1992	77	71			148	CUT	
1994	77	71			148	CUT	
1996	73	77			150	CUT	
1997	71	73			144	CUT	
1998	74	73			147	CUT	
1999	78	64			142	CUT	
						Total	

PAINTER, ANTHONY (76.00)

Year	1st	2nd	3rd	4th	Total	Finish	Money
2003	76	76			152	CUT	
						Total	

PAK, JOHN (70.00)

Year	1st	2nd	3rd	4th	Total	Finish	Money
2021	68	72			140	CUT	
						Total	

PALMER, ARNOLD (69.13)

Year	1st	2nd	3rd	4th	Total	Finish	Money
1955	71	73			144	W/D	
1956	66	69	68	71	274	1	$4,000.00
1957	67	68	67	77	279	T10	670.00
1958	66	68	70	70	274	T8	900.00
1959	68	71	68	72	279	T8	950.00
1960	70	68	66	66	270	1	3,500.00
1961	68	67	73	73	281	T30	106.25
1966	68	67	70	77	282	T59	
1973	68	65	67	66	266	T3	9,750.00
1976	68	70	74	66	278	T21	1,995.00
						Total	$21,871.25

PALMER, JOHNNY (69.63)

Year	1st	2nd	3rd	4th	Total	Finish	Money
1952	67	70	72	71	280	T6	$750.00
1954	69	68	67	73	277	T11	360.00
						Total	$1,110.00

PALMER, RYAN (69.73)

Year	1st	2nd	3rd	4th	Total	Finish	Money
2004	68	73	71	70	282	T61	$8,946.00
2008	67	71			138	CUT	
2009	69	71			140	CUT	
2017	69	71	68	70	278	T53	15,742.00
2018	71	78			149	CUT	
2020	67	71			138	CUT	
2022	73	67			140	CUT	
2023	68	67	66	68	269	T33	109,000.00
						TOTAL	$133,688.00

PAMPLING, ROD (70.00)

Year	1st	2nd	3rd	4th	Total	Finish	Money
1999	70	73			143	CUT	
2002	75	73			148	CUT	
2003	70	64	69	70	273	T11	$79,428.57
2007	66	71	72	70	279	T36	27,042.86
2008	72	68			140	CUT	
2010	68	68	75	65	276	T51	14,120.00
2012	72	69			141	CUT	
2013	65	74	71	73	283	T70	12,261.00
2016	69	68	72	66	275	T38	25,740.00
2017	67	72	71	72	282	T69	13,532.00
2018	72	68			140	CUT	
2019	72	68			140	CUT	
						Total	$172,124.43

PAN, C. T. (69.45)

Year	1st	2nd	3rd	4th	Total	Finish	Money
2015	67	68	71	67	273	T25	$41,234.28
2017	70	68	64	70	272	T8	176,800.00
2018	71	70			141	CUT	
2019	67	70	71	68	276	T36	32,451.43
2020	72	66			138	CUT	
2021	72	67			139	CUT	
2022	70	71			141	CUT	
2023	75	73			148	CUT	
						Total	$250,485.71

PANCRATZ, BOBBY (72.00)

Year	1st	2nd	3rd	4th	Total	Finish	Money
1980	74	74			148	CUT	
1982	69	71			140	CUT	
						Total	

PAPPAS, BRENDEN (70.78)

Year	1st	2nd	3rd	4th	Total	Finish	Money
2002	72	78			150	CUT	
2003	71	68	72	72	283	T63	$8,400.00
2004	72	72			144	CUT	
2005	69	69	71	71	280	T54	9,718.00
2008	69	65	65	76	275	T45	16,817.14
2010	72	70			142	CUT	
						Total	$34,935.14

PAPPAS, DEANE (71.38)

Year	1st	2nd	3rd	4th	Total	Finish	Money
1999	68	69	75	73	285	T70	$4,975.00
2002	67	72	77	72	288	76	7,520.00
2003	69	70	75	69	283	T63	8,400.00
2004	68	73	73	72	286	T77	7,854.00
						Total	$28,749.00

PARK, JIN (71.50)

Year	1st	2nd	3rd	4th	Total	Finish	Money
2008	70	71			141	CUT	
2013	70	76			146	CUT	
						Total	

PARK, S.J. (70.00)

Year	1st	2nd	3rd	4th	Total	Finish	Money
2015	69	71			140	CUT	
						Total	

PARKER, BILL (71.75)

Year	1st	2nd	3rd	4th	Total	Finish	Money
1958	70	75	70	71	286	T49	
1959	73	71	71	73	288	T42	
						Total	

PARNEVIK, JESPER (70.73)

Year	1st	2nd	3rd	4th	Total	Finish	Money
1996	72	69	73	70	284	T45	$4,515.00
2007	72	69	78	65	284	T65	12,540.00
2009	67	70	73		210	T73	11,460.00
						Total	$28,515.00

PARRY, CRAIG (69.58)

Year	1st	2nd	3rd	4th	Total	Finish	Money
1992	73	68	70	71	282	T26	$6,665.00
1995	70	69	68	68	275	T24	10,230.00
2000	69	69	69	71	278	T58	6,076.00
						Total	$22,971.00

PARSON, DON (72.25)

Year	1st	2nd	3rd	4th	Total	Finish	Money
1963	72	68	77	72	289	T50	
						Total	

PARSONS, JOHN-DAVID (74.00)

Year	1st	2nd	3rd	4th	Total	Finish	Money
1990	76	72			148	CUT	
						Total	

PARSONS, LUCAS (74.00)

Year	1st	2nd	3rd	4th	Total	Finish	Money
1996	73	75			148	CUT	
						Total	

PASCHAL, JIM (70.00)

Year	1st	2nd	3rd	4th	Total	Finish	Money
1979	72	69	70	69	280	T39	$1,140.00
						Total	$1,140.00

PASTORE, DAVID (69.75)

Year	1st	2nd	3rd	4th	Total	Finish	Money
2015	70	69			139	CUT	
2020	73	67			140	CUT	
						Total	

PATE, ALAN (70.83)

Year	1st	2nd	3rd	4th	Total	Finish	Money
1977	70	70	75	69	284	T73	
1983	69	72			141	CUT	
						Total	

PATE, JERRY (72.33)

Year	1st	2nd	3rd	4th	Total	Finish	Money
1983	69	70	72		211	W/D	
1984	75	74			149	CUT	
1992	74				74	W/D	
						Total	

INDIVIDUAL RESULTS

PATE, STEVE (69.48)

Year	1st	2nd	3rd	4th	Total	Finish	Money
1985	68	65	75	70	278	T29	$3,652.50
1986	69	69	72	65	275	T12	13,300.00
1987	67	71	70	72	280	T34	3,692.50
1988	70	72			142	CUT	
1989	69	68	69	72	278	T41	3,600.00
1990	70	68	71	64	273	T21	10,000.00
1993	74	79			153	CUT	
1994	73	69			142	CUT	
1997	65	68	70	70	273	T9	39,000.00
2001	68	67	71	68	274	T36	13,659.38
2002	66	70	66	73	275	T20	41,714.28
2003	67	68	68	67	270	T4	165,333.34
2004	71	70	69	73	283	T67	8,526.00
						Total	$302,478.00

PATTON, CHRIS (74.00)

Year	1st	2nd	3rd	4th	Total	Finish	Money
1991	72	76			148	CUT	
						Total	

PAULSON, CARL (70.46)

Year	1st	2nd	3rd	4th	Total	Finish	Money
1995	72	68	69	74	283	T66	$2,448.00
1996	70	75			145	CUT	
2000	70	74			144	CUT	
2001	68	69	71	69	277	T50	7,477.20
2002	68	66	81	72	287	T73	7,680.00
2003	72	66	71	70	279	T42	14,000.00
2004	75	67			142	CUT	
2011	69	66	71	69	275	T59	13,260.00
						Total	$44,865.20

PAULSON, DENNIS (71.79)

Year	1st	2nd	3rd	4th	Total	Finish	Money
1994	73	73			146	CUT	
1995	73	72			145	CUT	
2003	64	70	72	72	278	T36	$18,433.33
2004	75	69			144	CUT	
2005	68	69	74	81	292	T76	8,041.00
						Total	$26,474.33

PAVIN, COREY (68.97)

Year	1st	2nd	3rd	4th	Total	Finish	Money
1984	71	70	70	75	286	T45	$1,083.56
1985	74	64	67	74	279	T37	2,580.00
1986	69	69	70	71	279	T36	3,154.86
1989	70	71			141	CUT	
1991	65	67	70	69	271	T2	88,000.00
1993	67	65	73	69	274	4	48,000.00
1994	65	73	66	67	271	T3	57,600.00
1995	70	67	66	69	272	T11	26,400.00
1997	76	72			148	CUT	
2001	69	71	71	67	278	T55	6,975.00
2002	67	74	72	67	280	T54	9,000.00
2004	62	72	68	70	272	T6	140,700.00
2005	66	69	67	68	270	8	133,300.00
2006	66	73	68	69	276	T21	39,160.00
2007	70	66	77	66	279	T36	27,042.86
2008	68	66	70	64	268	T10	150,000.00
2009	68	70			138	CUT	
2010	65	66	69	66	266	T2	528,000.00
2011	70	72			142	CUT	
						Total	$1,260,996.28

PAYNE, BOB (68.88)

Year	1st	2nd	3rd	4th	Total	Finish	Money
1973	70	66	64	67	267	T7	$5,460.00
1974	70	65	74	75	284	T64	345.00
						Total	$5,805.00

PEARCE, EDDIE (70.63)

Year	1st	2nd	3rd	4th	Total	Finish	Money
1974	66	72	71	68	277	T20	$1,928.58
1981	73	68			141	CUT	
1993	74	73			147	CUT	
						Total	$1,928.58

PEARSON, RICK (70.00)

Year	1st	2nd	3rd	4th	Total	Finish	Money
1983	71	71			142	CUT	
1988	69	69	70	67	275	T19	$7,365.56
1989	71	72			143	CUT	
						Total	$7,365.56

PECK, MIKE (71.90)

Year	1st	2nd	3rd	4th	Total	Finish	Money
1980	73	71			144	CUT	
1983	70	68	74	76	288	T68	$609.00
1984	73	72	72	70	287	T54	896.00
						Total	$1,505.00

PEEGE, DAVE (71.33)

Year	1st	2nd	3rd	4th	Total	Finish	Money
1992	77	72			149	W/D	
1993	71	70	72	66	279	T16	$15,500.00
						Total	$15,500.00

PEETE, CALVIN (69.65)

Year	1st	2nd	3rd	4th	Total	Finish	Money
1977	67	67	69	67	270	T6	$6,825.00
1978	67	68	70	71	276	T38	903.00
1980	66	67	70	72	275	T23	2,528.57
1981	70	69	69	70	278	T67	609.00
1985	68	72	71	72	283	T54	1,386.00
1990	73	71			144	CUT	
1991	76				76	W/D	
						Total	$12,251.57

PENDRITH, TAYLOR (68.50)

Year	1st	2nd	3rd	4th	Total	Finish	Money
2023	71	66			137	CUT	
						Total	

PENECALE, SAM (72.50)

Year	1st	2nd	3rd	4th	Total	Finish	Money
1954	76	71	70	73	290	T57	
						Total	

PEOPLES, DAVID (70.61)

Year	1st	2nd	3rd	4th	Total	Finish	Money
1983	70	70			140	CUT	
1984	73	77			150	CUT	
1986	74	70			144	CUT	
1987	76	78			154	CUT	
1988	71	70			141	CUT	
1989	69	70	74	68	281	T60	$2,170.00
1990	75	65			140	CUT	
1991	67	71	68	69	275	T14	16,500.00
1992	72	75			147	W/D	
1994	76				76	W/D	
1995	73	68	67	67	275	T24	10,230.00
1996	69	73	75	74	291	T74	2,850.00
2000	69	70	68	67	274	T32	13,626.67
2001	71	68	69	70	278	T55	6,975.00
2002	69	65	70	73	277	T33	21,133.33
2003	69	72			141	CUT	
2004	66	70	73	67	276	T27	29,820.00
						Total	$103,305.00

PERCY, CAMERON (69.70)

Year	1st	2nd	3rd	4th	Total	Finish	Money
2010	77	68			145	CUT	
2013	71	68	71	67	277	T30	$32,584.00
2015	69	69	68	70	276	T54	14,528.00
2016	69	69	67	71	276	T47	16,573.33
2017	67	73	72		212	T75	12,580.00
2020	67	72			139	CUT	
2021	70	66	72	70	278	T54	17,094.00
						Total	$93,359.33

PEREIRA, MITO (69.50)

Year	1st	2nd	3rd	4th	Total	Finish	Money
2022	73	66			139	CUT	
						Total	

PEREZ, PAT (70.05)

Year	1st	2nd	3rd	4th	Total	Finish	Money
2003	71	72			143	CUT	
2004	69	69	70	74	282	T61	$8,946.00
2005	70	66	70	68	274	T20	48,332.00
2007	69	68	66	76	279	T36	27,042.85
2009	71	71			142	CUT	
2018	69	71			140	CUT	
2021	68	73			141	CUT	
						Total	$84,320.85

PERKINS, TRAVIS (73.00)

Year	1st	2nd	3rd	4th	Total	Finish	Money
2008	73	WD				WD	
						Total	

PERKS, CRAIG (72.83)

Year	1st	2nd	3rd	4th	Total	Finish	Money
2000	79	71			150	CUT	
2001	69	77			146	CUT	
2004	69	71	75	67	282	T61	$8,946.00
2005	70	76			146	CUT	
2007	74	76			150	CUT	
						Total	$8,946.00

INDIVIDUAL RESULTS

PERNICE, JR., TOM (69.8)

Year	1st	2nd	3rd	4th	Total	Finish	Money
1986	73	72			145	CUT	
1988	74	70			144	CUT	
1989	69	68	72	69	278	T41	$3,600.00
1990	74	68			142	CUT	
1997	67	71	69	69	276	T21	14,081.25
1998	70	73			143	CUT	
1999	68	68	69	67	272	T20	27,083.34
2000	72	72			144	CUT	
2001	68	68	66	65	267	6	111,600.00
2002	68	71	72	68	279	T49	9,872.00
2003	70	65	71	74	280	T47	10,576.00
2004	70	66	68	67	271	T3	218,400.00
2005	70	71			141	CUT	
2006	71	74			145	CUT	
2007	68	70	68	70	276	T22	54,085.71
2008	65	68	68	68	269	T13	106,000.00
2010	75	67			142	CUT	
2012	74	66	73		213	T84	10,140.00
						Total	$565,438.30

PERRY, CHRIS (70.87)

Year	1st	2nd	3rd	4th	Total	Finish	Money
1985	72	70			142	T70	$1,176.00
1986	74	69			143	CUT	
1987	72	73			145	CUT	
1989	70	72			142	CUT	
1990	63	69	68	69	269	T2	66,000.00
1991	77				77	W/D	
1996	72	73			145	CUT	
						Total	$67,176.00

PERRY, KENNY (68.98)

Year	1st	2nd	3rd	4th	Total	Finish	Money
1987	72	71			143	CUT	
1988	67	68	68	70	273	T12	$15,400.00
1989	72	71			143	CUT	
1990	68	66	73	67	274	T27	6,516.67
1991	67	67	70	70	274	T10	24,000.00
1992	72	73			145	CUT	
1993	68	69	70	68	275	T5	38,000.00
1994	67	68	69	72	276	T15	19,200.00
1995	68	75			143	CUT	
1996	73	75			148	CUT	
1997	68	69	69	70	276	T21	14,081.25
1998	65	69	67	68	269	T9	54,000.00
1999	68	77			145	CUT	
2001	68	68	70	63	269	T7	83,921.43
2002	70	71	64	68	273	T13	72,800.00
2003	66	68	67	69	270	T4	165,333.33
2005	70	69	67	63	269	7	144,050.00
2006	67	71	75	71	284	T66	9,108.00
2007	65	71	70	69	275	T15	90,000.00
2008	66	67	65	69	267	T6	194,250.00
2009	61	68	66	63	258	1	1,080,000.00
2010	69	68	73	73	283	T74	11,400.00
2011	71	70			141	CUT	
2012	73	72			145	CUT	
						Total	$2,022,060.68

PERSONS, PETER (71.83)

Year	1st	2nd	3rd	4th	Total	Finish	Money
1992	75	71			146	CUT	
1993	71	72	72	70	285	T51	$2,340.00
						Total	$2,340.00

PESACOV, DAVE (72.00)

Year	1st	2nd	3rd	4th	Total	Finish	Money
1988	72	72			144	CUT	
						Total	

PETERSON, JOHN (70.18)

Year	1st	2nd	3rd	4th	Total	Finish	Money
2012	70	70	73		213	T84	$10,140.00
2014	70	72			142	CUT	
2015	70	66	69	70	275	T48	16,085.34
2017	68	74			142	CUT	
						Total	$26,225.34

PETERSON, LES (69.25)

Year	1st	2nd	3rd	4th	Total	Finish	Money
1969	68	71	68	70	277	T20	$964.28
						Total	$964.28

PETERSON, MATT (71.00)

Year	1st	2nd	3rd	4th	Total	Finish	Money
2002	72	70			142	CUT	
						Total	

PETRI, RANDY (71.88)

Year	1st	2nd	3rd	4th	Total	Finish	Money
1967	73	68	77	71	289	T65	
1971	72	68	74	72	286	T78	$115.00
						Total	$115.00

PETROVIC, TIM (73.66)

Year	1st	2nd	3rd	4th	Total	Finish	Money
1988	76	75			151	CUT	
1989	67	72	70	70	279	T47	$2,568.57
1990	71	72			143	CUT	
1991	74	74			148	CUT	
1992	74	74			148	CUT	
1996	73	74			147	CUT	
2002	71	68	68	71	278	T39	14,416.00
2003	68	70	72	68	278	T36	18,433.33
2004	68	70	74	65	277	T32	20,440.00
2005	67	67	70	72	276	T31	25,499.00
2006	70	69	72	71	282	T59	9,636.00
2007	71	68	68	71	278	T33	33,900.00
2008	69	70			139	CUT	
2009	68	69	71	69	277	T63	12,600.00
2010	67	69	66	69	271	T21	60,000.00
2011	66	69	68	68	271	T38	27,000.00
2012	71	69	70		210	T71	11,640.00
2013	69	70	70	72	281	T63	12,871.00
2014	74	69			143	CUT	
2015	79	70			149	CUT	
2016	71	70			140	CUT	
						Total	$249,003.90

PETTERSSON, CARL (68.79)

Year	1st	2nd	3rd	4th	Total	Finish	Money
2005	72	71			143	CUT	
2006	66	71	73	67	277	T31	$23,906.66
2007	65	72	72	66	275	T15	90,000.00
2008	70	65	70	68	273	T37	25,800.00
2010	67	68	67	71	273	T34	29,025.00
2011	68	68	65	68	269	T24	46,425.00
2013	72	70			142	CUT	
2014	68	67	66	68	269	T7	186,775.00
2015	65	66	70	65	267	5	256,000.00
2017	71	80			151	CUT	
						Total	$657,931.66

PEZZULLO, JOE (74.86)

Year	1st	2nd	3rd	4th	Total	Finish	Money
1952	73	76	76	74	299	T58	
1955	74	70	81		225	W/D	
						Total	

PFEIL, MARK (70.31)

Year	1st	2nd	3rd	4th	Total	Finish	Money
1977	70	69	68	75	282	T64	$351.83
1981	67	69	69	64	269	T12	6,300.00
1982	65	72	66	69	272	T28	1,791.82
1983	71	70			141	CUT	
1984	73	72	74	67	286	T45	1,083.56
1985	71	72			143	CUT	
1986	70	70	70	69	279	T36	3,154.86
1987	69	72	71	75	287	T71	1,330.00
1988	70	75			145	CUT	
1989	68	73			141	CUT	
1996	72	71	68	75	286	T56	3,360.00
						Total	$17,372.07

PHILLIPS, FRANK (70.50)

Year	1st	2nd	3rd	4th	Total	Finish	Money
1958	70	71	68	73	282	T35	$20.00
						Total	$20.00

PHILO, DAVE (70.00)

Year	1st	2nd	3rd	4th	Total	Finish	Money
1965	73	71	69	67	280	T21	$777.78
						Total	$777.78

PICARD, JIMMY (71.75)

Year	1st	2nd	3rd	4th	Total	Finish	Money
1970	68	70	73	76	287	T67	$173.91
						Total	$173.91

PIERCY, SCOTT (72.08)

Year	1st	2nd	3rd	4th	Total	Finish	Money
2007	75	75			150	CUT	
2010	71	70			141	CUT	
2017	66	74	81		221	T85	$11,560.00
2021	69	70			139	CUT	
2022	70	72			142	CUT	
2023	72				72	WD	
						Total	$11,560.00

INDIVIDUAL RESULTS

PIEROT, BILLY (71.17)

Year	1st	2nd	3rd	4th	Total	Finish	Money
1986	73	69	68	70	280	T43	$2,045.40
1989	73	74			147	CUT	
						Total	$2,045.40

PILLER, MARTIN (73.17)

Year	1st	2nd	3rd	4th	Total	Finish	Money
2011	72	72			144	CUT	
2016	74	70			144	CUT	
2018	77	74			151	CUT	
						Total	

PINCKNEY, SCOTT (69.25)

Year	1st	2nd	3rd	4th	Total	Finish	Money
2015	67	71	67	68	273	T25	$41,234.28
2016	68	67	74	72	281	69	13,332.00
						Total	$54,566.28

PINNS, GARY (77.50)

Year	1st	2nd	3rd	4th	Total	Finish	Money
1984	78	77			155	CUT	
						Total	

PITTMAN, JERRY (70.92)

Year	1st	2nd	3rd	4th	Total	Finish	Money
1960	71	73	69	74	287	T53	
1963	68	69	72	75	284	20	$650.00
1964	70	67	73	70	280	T28	562.50
						Total	$1,212.50

PITZER, GREG (70.50)

Year	1st	2nd	3rd	4th	Total	Finish	Money
1978	70	68	72	72	282	T67	$330.75
						Total	$330.75

PLAYER, GARY (69.13)

Year	1st	2nd	3rd	4th	Total	Finish	Money
1958	66	71	68	69	274	T8	$900.00
1960	71	71	69	70	281	T20	330.00
1961	71	70	71	69	281	T30	106.25
1967	65	69	71	69	274	T3	5,150.00
1973	66	67	67	67	267	T7	5,460.00
1974	69	71	69	73	282	T52	460.00
1975	69	68	69	66	272	T9	5,200.00
1984	69	74	69	69	281	T20	4,333.34
						Total	$21,939.59

PLAYER, WAYNE (80.00)

Year	1st	2nd	3rd	4th	Total	Finish	Money
1984	83	77			160	CUT	
						Total	

POHL, DAN (69.78)

Year	1st	2nd	3rd	4th	Total	Finish	Money
1982	70	68	70	71	279	T64	$627.00
1985	68	69	68	66	271	T2	52,800.00
1986	69	72	67	68	276	T18	8,820.00
1987	69	68	70	69	276	T15	11,200.00
1991	70	69	67	67	273	T7	31,166.67
1993	70	82			152	CUT	
1994	74	68			142	CUT	
1995	69	69	70	66	274	T18	15,120.00
1996	70	70	79	71	290	T72	2,925.00
						Total	$122,658.67

POINTS, D.A. (70.57)

Year	1st	2nd	3rd	4th	Total	Finish	Money
2005	67	72	73	73	285	T71	$8,471.00
2006	67	75			142	CUT	
2009	65	72	69	70	276	T59	$13,140.00
2014	71	72			143	CUT	
2018	70	72			142	CUT	
						Total	$21,611.00

POOLEY, DON (69.89)

Year	1st	2nd	3rd	4th	Total	Finish	Money
1976	73	70			143	CUT	
1977	70	67	73	71	281	T59	$409.40
1978	76	68			144	CUT	
1979	73	77			150	CUT	
1982	68	70	68	66	272	T28	1,791.82
1983	70	67	64	69	270	4	14,400.00
1985	75	69			144	CUT	
1992	68	70	70	71	279	T11	22,000.00
1993	70	70	66	71	277	T7	30,125.00
1995	67	72	66	65	270	T5	43,800.00
1996	69	70	73	71	283	T37	6,300.00
1997	69	70	67	72	278	T35	7,395.00
1998	73	71			144	CUT	
1999	66	74			140	CUT	
						Total	$126,221.22

PORTER, BILL (70.50)

Year	1st	2nd	3rd	4th	Total	Finish	Money
1995	74	67	69	72	282	T59	$2,592.00
						Total	$2,592.00

PORTER, JOE (70.19)

Year	1st	2nd	3rd	4th	Total	Finish	Money
1971	67	68	71	78	284	T72	$115.00
1974	70	70	69	69	278	T27	1,390.00
1977	68	70	69	69	276	T25	1,585.50
1978	71	67	71	76	285	76	
						Total	$3,090.50

PORTER, LEE (71.44)

Year	1st	2nd	3rd	4th	Total	Finish	Money
1993	76	80			156	CUT	
1997	75	71			146	CUT	
1998	69	70	66	70	275	T31	$11,860.00
1999	71	67	69	67	274	T34	12,357.14
2001	73	75			148	CUT	
2002	72	72			144	CUT	
						Total	$24,217.14

POSTON, J.T. (69.29)

Year	1st	2nd	3rd	4th	Total	Finish	Money
2017	75	69			144	CUT	
2018	70	76			146	CUT	
2019	69	72			141	CUT	
2020	70	69			139	CUT	
2022	62	70	67	64	263	T2	$738,700.00
2023	66	71			137	CUT	
						Total	$738,700.00

POTT, JOHNNY (70.34)

Year	1st	2nd	3rd	4th	Total	Finish	Money
1957	71	70	73	76	290	T44	
1958	68	69	72	73	282	T35	$20.00
1960	72	68	73	72	285	T41	
1961	66	68	73	74	281	T30	106.25
1963	73	69	70	69	281	T12	960.00
1965	71	68	66	69	274	2	6,200.00
1966	69	69	68	73	279	T38	481.66
1968	69	68	73	69	279	T17	1,300.00
						Total	$9,067.91

POTTER JR., TED (70.83)

Year	1st	2nd	3rd	4th	Total	Finish	Money
2012	75	69			144	CUT	
2014	69	72			141	CUT	
2016	69	72			141	CUT	
2018	68	71			139	CUT	
2020	72	70			142	CUT	
2021	67	76			143	CUT	
						Total	

POULTER, IAN (68.95)

Year	1st	2nd	3rd	4th	Total	Finish	Money
2011	68	68	66	67	269	T24	$46,425.00
2012	68	71	68	71	278	T62	12,900.00
2013	73	66	67	72	278	T43	19,626.00
2020	67	69	73	69	278	64	16,058.00
2021	68	66	70	72	276	T36	30,743.63
						Total	$125,752.63

POWELL, JIMMY (71.25)

Year	1st	2nd	3rd	4th	Total	Finish	Money
1962	71	75	70	69	285	T37	$80.00
						Total	$80.00

POWER, SEAMUS (69.05)

Year	1st	2nd	3rd	4th	Total	Finish	Money
2017	72	71			143	CUT	
2018	70	67	70	67	274	T36	$35,175.00
2019	66	70	71	75	282	T66	14,904.00
2021	66	67	71	69	273	T19	87,690.00
2022	67	65	70	70	272	T25	61,835.00
2023	69	68			137	CUT	
						Total	$199,604.00

POWERS, GREG (70.44)

Year	1st	2nd	3rd	4th	Total	Finish	Money
1979	69	72	73	69	283	T58	$663.00
1980	68	69	65	73	275	T23	2,528.57
1981	69	69	64	66	268	T8	8,400.00
1982	67	68	73	68	276	T54	681.00
1983	70	74			144	CUT	
1984	69	76	74	72	291	T73	772.00
1985	76	76			152	CUT	
1988	72				72	DQ	
						Total	$13,044.57

INDIVIDUAL RESULTS

PRESNELL, ALISTAIR (71.00)

Year	1st	2nd	3rd	4th	Total	Finish	Money
2013	72	70			142	CUT	
						Total	

PRICE, ARON (69.83)

Year	1st	2nd	3rd	4th	Total	Finish	Money
2009	67	68	70	71	276	T59	$13,140.00
2010	65	69	69	74	277	T57	13,260.00
2011	69	66	68	70	273	T52	14,310.00
						Total	$40,710.00

PRICE, NICK (69.70)

Year	1st	2nd	3rd	4th	Total	Finish	Money
1986	72	75			147	CUT	
1990	66	69	71	71	277	T45	$2,752.50
1992	68	67	72	69	276	T2	74,666.67
1993	67	70	69	65	271	1	180,000.00
1994	70	70	67	73	280	T33	6,205.71
2004	67	76			143	CUT	
						Total	$263,624.88

PRICE, PHILLIP (71.00)

Year	1st	2nd	3rd	4th	Total	Finish	Money
2005	73	69			142	CUT	
						Total	

PRICE, RICK (69.00)

Year	1st	2nd	3rd	4th	Total	Finish	Money
2009	75	63			138	CUT	
						Total	$0.00

PRIDE, DICKY (71.05)

Year	1st	2nd	3rd	4th	Total	Finish	Money
1994	78	70			148	CUT	
1995	71	69	72	71	283	T66	$2,448.00
1996	70	70	68	67	275	T3	78,000.00
1997	71	74			145	CUT	
1998	70	73			143	CUT	
1999	75	68			143	CUT	
2000	69	71			140	CUT	
2001	68	71	74	70	283	T77	5,735.00
2002	68	73	69	72	282	T63	8,400.00
2003	72	70			142	CUT	
2004	71	70	78	67	286	T77	7,854.00
2007	74	75			149	CUT	
2013	67	71	72	71	281	T63	12,871.00
2014	70	72			142	CUT	
2016	73	69			142	CUT	
						Total	$115,308.00

PROBEN, BOB (70.75)

Year	1st	2nd	3rd	4th	Total	Finish	Money
1981	67	70	74	72	283	T88	$486.00
1982	73	68			141	CUT	
1988	71	71			142	CUT	
						Total	$486.00

PRUGH, ALEX (70.00)

Year	1st	2nd	3rd	4th	Total	Finish	Money
2010	71	65	70	71	277	T57	$13,260.00
2011	69	71			140	CUT	
2014	70	79			149	CUT	
2015	72	69			141	CUT	
2016	68	68	68	69	273	20	93,600.00
						Total	$106,860.00

PRUITT, DILLARD (70.55)

Year	1st	2nd	3rd	4th	Total	Finish	Money
1988	69	71	66	72	278	T36	$3,013.78
1990	68	69	74	64	275	T36	4,406.25
1991	65	72	72	73	282	T56	2,230.00
1992	66	72	79	73	290	T73	1,910.00
1993	73	73			146	CUT	
1994	70	71	64	76	281	T40	4,440.00
						Total	$16,000.03

PURDY, TED (70.00)

Year	1st	2nd	3rd	4th	Total	Finish	Money
1999	74	77			151	CUT	
2004	73	66	68	70	277	T32	$20,440.00
2008	68	74			142	CUT	
2009	68	70			138	CUT	
2010	70	68	67	67	272	T27	40,800.00
						Total	$61,240.00

PURTZER, PAUL (69.25)

Year	1st	2nd	3rd	4th	Total	Finish	Money
1973	69	69	67	72	277	T50	$470.00
						Total	$470.00

PURTZER, TOM (71.31)

Year	1st	2nd	3rd	4th	Total	Finish	Money
1975	74	79			153	CUT	
1978	69	76			145	CUT	
1979	70	69	68	69	276	T20	$3,026.25
1985	71	70	68	69	278	T29	3,652.50
1986	75				75	W/D	
						Total	$6,678.75

PUTNAM, ANDREW (68.69)

Year	1st	2nd	3rd	4th	Total	Finish	Money
2019	66	67	71	76	280	T57	$16,128.00
2021	70	67	69	66	272	T13	132,583.34
2022	68	69	67	72	276	T46	23,678.71
2023	67	68	69	67	271	T45	61,200.00
						TOTAL	$233,590.05

PUTNAM, MICHAEL (69.11)

Year	1st	2nd	3rd	4th	Total	Finish	Money
2005	65	69	71	63	268	T4	$177,733.34
2007	72	70			142	CUT	
2011	65	70	69	73	277	T67	12,240.00
2012	78	66			144	CUT	
2014	67	63	69	71	270	T11	123,114.00
2015	70	73			143	CUT	
						Total	$313,087.34

QUICK, SMILEY (70.50)

Year	1st	2nd	3rd	4th	Total	Finish	Money
1954	72	69	72	69	282	T25	$155.00
						Total	$155.00

QUIGLEY, BRETT (70.50)

Year	1st	2nd	3rd	4th	Total	Finish	Money
1997	71	73			144	CUT	
1998	70	71			141	CUT	
1999	72	73			145	CUT	
2000	71	68	72	70	281	T76	$5,208.00
2002	64	71	70	70	275	T20	41,714.29
2003	68	69	73	75	285	T71	7,880.00
2004	70	72			142	CUT	
2008	67	72			139	CUT	
2010	70	70			140	CUT	
						Total	$54,802.29

QUIGLEY, DANA (68.25)

Year	1st	2nd	3rd	4th	Total	Finish	Money
1980	69	69	70	73	281	T57	$663.00
1981	66	72	65	68	271	T23	2,595.00
1982	70	69	61	67	267	T9	8,400.00
						Total	$11,658.00

QUINN, DAVE (75.00)

Year	1st	2nd	3rd	4th	Total	Finish	Money
1993	73	77			150	CUT	
						Total	

QUINN, FRAN (71.69)

Year	1st	2nd	3rd	4th	Total	Finish	Money
1992	72	76			148	CUT	
1993	72	78			150	CUT	
1997	70	75			145	CUT	
2008	69	70			139	CUT	
2011	71	63	69	72	275	T59	$13,260.00
2012	72	74			146	CUT	
2013	71	73			144	CUT	
						Total	$13,260.00

QUINNEY, JEFF (71.60)

Year	1st	2nd	3rd	4th	Total	Finish	Money
2007	69	76			145	CUT	
2009	70	58			128	W/D	
2010	71	72			143	CUT	
						Total	

RACHELS, SAMMY (71.20)

Year	1st	2nd	3rd	4th	Total	Finish	Money
1975	68	71	72	73	284	T59	$400.00
1985	72				72	W/D	
						Total	$400.00

RAGAN, DAVE (70.71)

Year	1st	2nd	3rd	4th	Total	Finish	Money
1957	70	73	75	74	292	T50	
1959	73	69	71	72	285	T28	$175.00
1960	67	71	75	72	285	T41	
1961	70	66	70	72	278	T14	753.34
1962	70	69	70	73	282	T21	450.00
1964	67	74	71	72	284	T55	
1966	68	68	72	66	274	T14	1,950.00
						Total	$3,328.34

INDIVIDUAL RESULTS

RAHM, JON (68.57)

Year	1st	2nd	3rd	4th	Total	Finish	Money
2015(a)	68	69	69	72	278	T64	
2016	65	70	69	69	273	T25	$47,226.66
2020	66	68	66	71	271	T37	34,410.00
2023	67	71			138	CUT	
						Total	$81,636.66

RAI, AARON (67.63)

Year	1st	2nd	3rd	4th	Total	Finish	Money
2022	68	68	67	71	274	T40	$36,105.00
2023	67	66	68	66	267	T24	$167,000.00
						TOTAL	$203,105.00

RAINAUD, ADAM (73.25)

Year	1st	2nd	3rd	4th	Total	Finish	Money
2014	72	73			145	CUT	
2016	74	74			148	CUT	
						Total	

RALSTON, BOB (72.50)

Year	1st	2nd	3rd	4th	Total	Finish	Money
1980	72	73			145	CUT	
						Total	

RAMEY, CHAD (68.67)

Year	1st	2nd	3rd	4th	Total	Finish	Money
2022	68	74			142	CUT	
2023	66	70	66	68	270	T38	$83,000.00
						TOTAL	$83,000.00

RAN-DALL, ROSS (71.75)

Year	1st	2nd	3rd	4th	Total	Finish	Money
1971	71	70	74	72	287	81	$115.00
						Total	$115.00

RANDHAWA, JYOTI (71.50)

Year	1st	2nd	3rd	4th	Total	Finish	Money
2004	71	72			143	CUT	
						Total	

RANDOLPH, JONATHAN (71.75)

Year	1st	2nd	3rd	4th	Total	Finish	Money
2015	67	69	71	71	277	T60	$13,888.00
2017	69	78			147	CUT	
2018	74	76			150	CUT	
						Total	$13,888.00

RANDOLPH, SAM (71.17)

Year	1st	2nd	3rd	4th	Total	Finish	Money
1986	73	67	70	70	280	T43	$2,045.40
1991	77	70			147	CUT	
						Total	$2,045.40

RANSOM, HENRY (71.25)

Year	1st	2nd	3rd	4th	Total	Finish	Money
1956	70	71	70	72	283	T28	$41.25
1959	71	72	71	73	287	T35	44.29
						Total	$85.54

RARICK, RICK (76.50)

Year	1st	2nd	3rd	4th	Total	Finish	Money
1982	78	75			153	CUT	
						Total	

RASHELL, ROB (71.00)

Year	1st	2nd	3rd	4th	Total	Finish	Money
2005	73	69			142	CUT	
						Total	

RASSETT, JOEY (74.13)

Year	1st	2nd	3rd	4th	Total	Finish	Money
1984	70	81			151	CUT	
1988	71	73			144	CUT	
1994	74	72			146	CUT	
1995	76	76			152	CUT	
						Total	

RAULERSON, CHARLES (70.00)

Year	1st	2nd	3rd	4th	Total	Finish	Money
1994	71	71			142	CUT	
1999	64	68	73	69	274	T34	$12,357.15
2000	73	71			144	CUT	
						Total	$12,357.15

RAUTMANN, DICK (70.25)

Year	1st	2nd	3rd	4th	Total	Finish	Money
1969	71	69	71	70	281	T42	$297.50
						Total	$297.50

RAYMOND, LEE (71.31)

Year	1st	2nd	3rd	4th	Total	Finish	Money
1960	69	70	76	76	291	63	
1961	68	71	72	71	282	T38	
1964	69	70	69	70	278	T15	$872.22
1965	69	72	73	76	290	T77	
						Total	$872.22

REASOR, MIKE (71.00)

Year	1st	2nd	3rd	4th	Total	Finish	Money
1972	72	68	73	71	284	T52	$217.40
						Total	$217.40

REAVIE, CHEZ (68.25)

Year	1st	2nd	3rd	4th	Total	Finish	Money
2008	75	69			144	CUT	
2009	66	67	73	73	279	T68	$12,180.00
2012	66	71	65	68	270	T11	132,000.00
2013	71	69	70	68	278	T43	19,626.00
2015	70	65	71	67	273	T25	41,234.28
2016	70	67	70	69	276	T47	16,573.33
2017	69	66	69	73	277	T43	19,869.60
2018	67	72			139	CUT	
2019	65	66	63	69	263	1	1,296,000.00
2020	70	66	68	69	273	T46	19,869.00
2021	70	67	69	68	274	T25	58,090.00
2022	67	69	66	67	269	T8	243,605.00
2023	64	63	63	71	261	T4	841,666.66
						Total	$2,700,713.87

REDMAN, DOC (68.67)

Year	1st	2nd	3rd	4th	Total	Finish	Money
2020	68	67	69	63	267	T11	$139,983.34
2021	69	66	73	71	279	T61	16,206.00
2022	69	70			139	CUT	
2023	70	69			139	CUT	
						Total	$156,189.34

REED, BUSTER (73.75)

Year	1st	2nd	3rd	4th	Total	Finish	Money
1955	73	74	76	72	295	T53	
						Total	

REED, PATRICK (68.53)

Year	1st	2nd	3rd	4th	Total	Finish	Money
2012	73	66	68	69	276	T47	$14,584.61
2013	66	66	73	70	275	T18	76,860.00
2014	70	71			141	CUT	
2015	67	72			139	CUT	
2016	70	67	68	66	271	T11	135,300.00
2017	67	66	72	66	271	T5	248,200.00
2018	72	67			139	CUT	
2019	68	66	70	71	275	T30	43,740.00
2020	70	66	69	64	269	T24	57,627.50
2021	69	66	70	69	274	T25	58,090.00
						Total	$634,402.11

REESE, DON (72.20)

Year	1st	2nd	3rd	4th	Total	Finish	Money
1989	73	76			149	CUT	
1990	72	76			148	CUT	
1994	77	71			148	CUT	
1995	71	68	71	67	277	T33	$6,480.00
						Total	$6,480.00

REEVES, SETH (72.50)

Year	1st	2nd	3rd	4th	Total	Finish	Money
2019	68	70	70	77	285	69	$14,544.00
2022	78	72			150	CUT	
						Total	$14,544.00

REFRAM, DEAN (71.30)

Year	1st	2nd	3rd	4th	Total	Finish	Money
1962	68	76	71	68	283	T30	$270.00
1965	69	72	73	75	289	T73	
1967	73	69	79	71	292	T68	
1970	67	72	73	70	282	T51	173.92
1971	69	72	70	69	280	T48	157.86
						Total	$601.78

REGALADO, VICTOR (69.34)

Year	1st	2nd	3rd	4th	Total	Finish	Money
1973	70	68	72	70	280	T62	$355.00
1974	69	70	69	69	277	T20	1,928.57
1975	69	68	65	67	269	T4	8,800.00
1976	72	68	74	73	287	T63	357.00
1977	67	63	72	67	269	T4	9,240.00
1978	73	67	64	68	272	T9	4,357.50
1979	69	70	67	67	273	T10	7,200.00
1980	71	69	69	68	277	T35	1,511.25
1981	69	71			140	CUT	
1982	67	67	72	75	281	T70	588.00
1983	64	74	67	72	277	T30	1,706.67
1984	70	75	74	68	287	T54	896.00
1985	67	73	68	70	278	T29	3,652.50
						Total	$40,592.49

REGO, CLYDE (74.00)

Year	1st	2nd	3rd	4th	Total	Finish	Money
1984	72	76			148	CUT	
						Total	

INDIVIDUAL RESULTS

REID, MIKE (69.33)

Year	1st	2nd	3rd	4th	Total	Finish	Money
1977	71	69	72	67	279	T45	$567.00
1978	69	68	67	70	274	T22	1,715.00
1979	72	68	73	70	283	T58	663.00
1984	69	69	70	69	277	T7	12,900.00
1985	71	72			143	CUT	
1991	71	69	68	65	273	T7	31,166.67
1992	68	71	72	71	282	T26	6,665.00
1994	66	68	69	72	275	T9	28,800.00
1997	70	71	67	70	278	T35	7,395.00
1999	69	68	68	69	274	T34	12,357.14
2000	66	73	69	66	274	T32	13,626.67
						Total	$115,855.48

REID, STEVE (70.95)

Year	1st	2nd	3rd	4th	Total	Finish	Money
1965	69	70	75	77	291	T80	
1966	69	72	73	69	283	T63	
1968	71	69	74	71	285	T43	$171.67
1969	70	68	71	68	277	T20	964.29
1972	70	69	72	72	283	T47	273.48
						Total	$1,409.44

REIF, RON (71.13)

Year	1st	2nd	3rd	4th	Total	Finish	Money
1959	73	70	74	71	288	T42	
1971	68	72	67	74	281	T57	$115.00
						Total	$115.00

REIFERS, KYLE (70.38)

Year	1st	2nd	3rd	4th	Total	Finish	Money
2007	75				75	DQ	
2012	74	68			142	CUT	
2015	70	70			140	CUT	
2016	69	76			145	CUT	
2017	69	74			143	CUT	
2023	69	65	68	68	270	T38	$83,000.00
						TOTAL	$83,000.00

REITH, BOB (72.50)

Year	1st	2nd	3rd	4th	Total	Finish	Money
1965	70	72	74	74	290	T77	
						Total	

RENNER, JACK (69.50)

Year	1st	2nd	3rd	4th	Total	Finish	Money
1979	68	67	66	67	268	2	$32,400.00
1980	71	69	67	73	280	T54	690.00
1981	68	65	67	67	267	T6	10,425.00
1982	69	70	64	68	271	T22	2,785.00
1983	66	68	64	71	269	T2	26,400.00
1985	71	68	68	68	275	T14	10,200.00
1986	74	70			144	CUT	
1988	70	71			141	CUT	
						Total	$82,900.00

RENNER, JIM (70.20)

Year	1st	2nd	3rd	4th	Total	Finish	Money
2011	63	74			137	CUT	
2014	69	72			141	CUT	
2015	67	68	70	70	275	T48	$16,085.33
2019	75	74			149	CUT	
						Total	$16,085.33

RESNICK, BURTON (73.88)

Year	1st	2nd	3rd	4th	Total	Finish	Money
1954	77	71	74	73	295	T64	
1955	72	72	77	75	296	T55	
						Total	

RESTINO, JOHN (72.50)

Year	1st	2nd	3rd	4th	Total	Finish	Money
2001	75	70			145	CUT	
						Total	

RHOADS, RICK (69.58)

Year	1st	2nd	3rd	4th	Total	Finish	Money
1971	66	68	73	71	278	T31	$592.00
1972	67	66	71	72	276	T11	2,625.00
1975	69	69	73	70	281	T45	540.00
						Total	$3,757.00

RHODES, TED (89.81)

Year	1st	2nd	3rd	4th	Total	Finish	Money
1953					287	T43	
1954	74	73	68	69	284	T29	$55.00
1955	70	75	73	71	289	T34	
1958	71	67	74	75	287	T51	
1959	70	73	72	75	290	T51	
						Total	$55.00

RHYAN, DICK (69.33)

Year	1st	2nd	3rd	4th	Total	Finish	Money
1965	65	72	74	71	282	T37	$350.00
1971	69	67	71	70	277	T25	830.50
1973	68	70	66	69	273	T29	1,244.29
						Total	$2,424.79

RHYAN, TAD (74.00)

Year	1st	2nd	3rd	4th	Total	Finish	Money
1993	73	75			148	CUT	
						Total	

RIDINGS, TAG (69.53)

Year	1st	2nd	3rd	4th	Total	Finish	Money
2004	67	71	77	70	285	T75	$8,022.00
2005	73	68			141	CUT	
2006	67	69	70	77	283	T63	9,328.00
2007	71	71			142	CUT	
2008	66	70	66	67	269	T13	106,000.00
2009	64	69	65	66	264	T7	193,500.00
2011	65	68	69	70	272	T43	18,840.00
2013	68	65	71	74	278	T43	19,626.00
2014	71	78			149	CUT	
2017	68	74			142	CUT	
						Total	$355,316.00

RIEGEL, SKEE (70.50)

Year	1st	2nd	3rd	4th	Total	Finish	Money
1952	66	67	71	73	277	T2	$1,466.67
1953	70	68	73	73	284	T35	
1968	68	70	72	75	285	T43	171.66
						Total	$1,638.33

RIEGGER, JOHN (70.25)

Year	1st	2nd	3rd	4th	Total	Finish	Money
1992	75	72			147	W/D	
1998	67	70	67	69	273	T20	$22,480.00
2001	69	72			141	CUT	
2002	71	70	72	69	282	T63	8,400.00
2003	75	74			149	CUT	
2006	70	73			143	CUT	
2008	69	70			139	CUT	
						Total	$30,880.00

RILEY, CHRIS (68.40)

Year	1st	2nd	3rd	4th	Total	Finish	Money
1999	68	70	69	69	276	T46	$6,587.50
2000	69	66	69	68	272	T18	34,080.00
2001	65	70	78	68	281	T73	5,983.00
2002	70	66	70	73	279	T49	9,872.00
2003	72	65	63	68	268	2	432,000.00
2009	67	67	66	70	270	T23	57,600.00
2010	68	65	69	65	267	4	288,000.00
2011	71	68			139	CUT	
						Total	$834,122.50

RILEY, DAVIS (68.88)

Year	1st	2nd	3rd	4th	Total	Finish	Money
2022	68	69	69	74	280	T64	$18,011.00
2023	70	63	74	64	271	T45	$61,200.00
						Total	$79,211.00

RINKER, LARRY (70.93)

Year	1st	2nd	3rd	4th	Total	Finish	Money
1981	68	68	72	72	280	T74	$561.00
1982	69	71			140	CUT	
1984	69	72	69	69	279	T11	8,480.00
1985	69	68	66	71	274	T10	14,400.00
1986	71	73			144	CUT	
1987	71	73			144	CUT	
1991	71	66	66	70	273	T7	31,166.66
1992	68	73	72	72	285	T46	2,674.29
1993	76	73			149	CUT	
1994	74	69			143	CUT	
1995	72	77			149	CUT	
1996	71	71	75	75	292	T77	2,775.00
1997	71	73			144	CUT	
1998	71	69			140	CUT	
1999	73	70			143	CUT	
						Total	$60,056.95

RINKER, LEE (70.83)

Year	1st	2nd	3rd	4th	Total	Finish	Money
1984	67	76	71	71	285	T37	$1,680.00
1995	68	65	73	71	277	T33	6,480.00
1996	69	70	74	69	282	T30	8,914.29
1997	77	68			145	CUT	
1998	73	73			146	CUT	
1999	69	71			140	CUT	
						Total	$17,074.29

INDIVIDUAL RESULTS

RINTOUL, STEVE (70.80)

Year	1st	2nd	3rd	4th	Total	Finish	Money
1994	73	72			145	CUT	
1995	68	68	71	73	280	T51	$2,824.00
1996	70	70	71	72	283	T37	6,300.00
						Total	$9,124.00

ROACH, WES (70.63)

Year	1st	2nd	3rd	4th	Total	Finish	Money
2014	68	70	71	70	279	T61	$13,206.00
2016	68	73			141	CUT	
2019	71	74			145	CUT	
						Total	$13,206.00

ROBERTS, LOREN (69.68)

Year	1st	2nd	3rd	4th	Total	Finish	Money
1984	73	77			150	CUT	
1986	69	72	69	68	278	T29	$4,355.15
1987	71	70	73	72	286	T65	1,435.00
1989	67	69	71	68	275	T17	12,222.22
1990	67	66	68	69	270	T6	32,375.00
1991	68	69	68	67	272	T4	41,333.34
1992	74	71			145	CUT	
2004	67	72	69	67	275	T21	42,000.00
						Total	$133,720.71

ROBISON, JERRY (72.50)

Year	1st	2nd	3rd	4th	Total	Finish	Money
1957	79	71	68	72	290	T44	
						Total	

ROCHA, ALEXANDRE (69.10)

Year	1st	2nd	3rd	4th	Total	Finish	Money
2011	65	66	69	70	270	T33	$33,960.00
2012	73	72			145	CUT	
2015	66	70	69	71	276	T54	14,528.00
						Total	$48,488.00

RODGERS, PATRICK (69.03)

Year	1st	2nd	3rd	4th	Total	Finish	Money
2012	72	73			145	CUT	
2014	66	69	71	70	276	T46	$17,186.00
2015	68	70	63	73	274	T39	23,680.00
2016	68	66	66	68	268	T3	382,800.00
2017	70	65	69	72	276	T35	31,407.50
2018	69	68	67	68	272	T26	49,700.00
2020	67	72			139	CUT	
2021	65	71	74	73	283	T76	14,134.00
2023	66	72			138	CUT	
						Total	$518,907.50

RODGERS, PHIL (69.68)

Year	1st	2nd	3rd	4th	Total	Finish	Money
1961	67	66	68	73	274	T4	$1,533.33
1965	68	71	69	69	277	T8	2,050.00
1968	70	70	71	69	280	T24	816.66
1969	67	68	71	69	275	T13	1,700.00
1970	68	72	75	75	290	T70	173.91
1971	69	70	66	67	272	T11	2,310.00
1976	70	70	72	71	283	52	504.00
						Total	$9,087.90

RODRIGUEZ, ANTHONY (72.50)

Year	1st	2nd	3rd	4th	Total	Finish	Money
1997	67	76	71	76	290	81	$2,670.00
						Total	$2,670.00

RODRIGUEZ, CHI CHI (70.15)

Year	1st	2nd	3rd	4th	Total	Finish	Money
1960	73	70	70	69	282	T27	$146.67
1962	68	68	75	72	283	T30	270.00
1963	72	68	73	68	281	T12	960.00
1964	72	70	70	69	281	T32	375.00
1967	69	71	72	74	286	T52	
1968	70	71	74	71	286	T55	
1969	71	70	72		213	W/D	
1971	71	70	75	68	284	T72	115.79
1972	69	68	70	67	274	T7	3,686.67
1973	70	70	68	64	272	T23	1,653.34
1974	72	66	71	75	284	T64	345.00
1975	72	69	68	70	279	T34	988.57
1976	67	69	68	68	272	T5	7,271.25
1980	72	70			142	CUT	
1981	68	70	67	67	272	T29	1,826.25
1982	73	71			144	CUT	
1983	72	68			140	CUT	
1984	70	69	69	70	278	T9	11,200.00
1985	72	75			147	CUT	
						Total	$28,838.54

RODRIGUEZ, JOSE DE JESUS (72.50)

Year	1st	2nd	3rd	4th	Total	Finish	Money
2019	74	71			145	CUT	
						Total	

ROESINK, MARTIN (72.00)

Year	1st	2nd	3rd	4th	Total	Finish	Money
1969	67	74	76	75	292	T73	$160.00
1972	70	70	72	72	284	T52	217.39
						Total	$377.39

ROGERS, BILL (70.20)

Year	1st	2nd	3rd	4th	Total	Finish	Money
1978	70	70	68	67	275	T31	$1,191.00
1986	71	67	73	71	282	T58	1,547.00
1987	73	72			145	CUT	
						Total	$2,738.00

ROGERS, CHRIS (74.50)

Year	1st	2nd	3rd	4th	Total	Finish	Money
2010	76	73			149	CUT	
						Total	

ROHDE, MARK (68.75)

Year	1st	2nd	3rd	4th	Total	Finish	Money
1980	68	70	66	71	275	T23	$2,528.57
						Total	$2,528.57

ROLLINS, JOHN (69.45)

Year	1st	2nd	3rd	4th	Total	Finish	Money
2000	72	72			144	CUT	
2002	70	72			142	CUT	
2004	74	71			145	CUT	
2005	74	66	69	66	275	T25	$32,823.33
2007	73	76			149	CUT	
2008	70	64	68	74	276	T52	13,851.43
2009	70	69			139	CUT	
2011	65	68	65	63	261	T2	528,000.00
2012	68	67	65	68	268	T4	236,250.00
2013	67	68	78		213	T79	11,163.00
2014	73	68			141	CUT	
						Total	$822,087.76

ROMERO, ANDRES (68.42)

Year	1st	2nd	3rd	4th	Total	Finish	Money
2011	64	67	67	67	265	T6	$201,000.00
2013	71	68	67	70	276	T24	49,410.00
2014	68	72			140	CUT	
2014	69	71			140	CUT	
						Total	$250,410.00

ROMERO, EDUARDO (70.00)

Year	1st	2nd	3rd	4th	Total	Finish	Money
1986	74	66	71	69	280	T43	$2,045.40
						Total	$2,045.40

ROSBURG, BOB (70.84)

Year	1st	2nd	3rd	4th	Total	Finish	Money
1954	70	74	68	77	289	T50	
1956	70	67	71	78	286	T44	
1957	73	68	72	72	285	T35	
1958	69	73	69	72	283	T40	
1960	65	74	70	70	279	T13	$700.00
1961	72	71	66	81	290	63	
1962	73	68	71	70	282	T21	450.00
1966	70	68	67	68	273	T9	2,620.00
						Total	$3,770.00

ROSE, CLARENCE (69.66)

Year	1st	2nd	3rd	4th	Total	Finish	Money
1982	70	63	67	68	268	T11	$6,600.00
1983	70	68	72	71	281	T56	678.00
1984	69	71	71	71	282	T26	3,140.00
1985	72	69	67	68	276	T19	6,771.43
1986	69	71	68	68	276	T18	8,820.00
1987	68	68	70	70	276	T15	11,200.00
1988	69	71	69	70	279	T45	2,002.00
1989	68	72	66	68	274	T14	18,000.00
1990	70	70			140	CUT	
1991	72	71			143	CUT	
1996	74	70			144	CUT	
1997	70	74			144	CUT	
1998	74	68			142	CUT	
1999	74	66			140	CUT	
						Total	$57,211.43

INDIVIDUAL RESULTS

ROSE, JUSTIN (68.59)

Year	1st	2nd	3rd	4th	Total	Finish	Money
2004	71	70	71	72	284	T71	$8,232.00
2005	65	63	70	69	267	3	292,400.00
2006	71	70			141	CUT	
2007	69	68	68	68	273	T9	156,000.00
2008	65	72	66	67	270	T19	65,250.00
2009	68	70			138	CUT	
2010	64	62	68	75	269	T9	156,000.00
2013	67	68	68	71	274	T13	111,020.00
2020	67	73			140	CUT	
2021	70	63	74	69	276	T36	30,743.64
						Total	$819,645.64

ROSENFELD, MATT (75.00)

Year	1st	2nd	3rd	4th	Total	Finish	Money
2001	74	76			150	CUT	
						Total	

ROSS, JOHN (71.25)

Year	1st	2nd	3rd	4th	Total	Finish	Money
1992	68	72	75	72	287	T58	$2,170.00
1993	74	67	71	71	283	T38	3,800.00
						Total	$5,970.00

ROTAR, CHUCK (71.50)

Year	1st	2nd	3rd	4th	Total	Finish	Money
1959	71	70	72	74	287	T35	$44.29
1962	74	68	75	68	285	T37	80.00
						Total	$124.29

ROWELL, BRIAN (75.00)

Year	1st	2nd	3rd	4th	Total	Finish	Money
1997	75	75			150	CUT	
						Total	

ROY, JIMMY (71.33)

Year	1st	2nd	3rd	4th	Total	Finish	Money
1983	66	70	74	69	279	T43	$876.60
1985	74	75			149	CUT	
						Total	$876.60

ROYER, HUGH (70.17)

Year	1st	2nd	3rd	4th	Total	Finish	Money
1966	68	68	71	71	278	T31	$650.00
1968	71	71	72	71	285	T43	171.67
1970	69	72	70	68	279	T30	593.75
						Total	$1,415.42

ROYER III, HUGH (72.00)

Year	1st	2nd	3rd	4th	Total	Finish	Money
1997	74	72			146	CUT	
1998	71	71			142	CUT	
						Total	

RUBENDALL, ROGER (72.50)

Year	1st	2nd	3rd	4th	Total	Finish	Money
1958	72	72	72	74	290	T58	
						Total	

RUBIS, ED (72.09)

Year	1st	2nd	3rd	4th	Total	Finish	Money
1953	71	75	72	73	291	T48	
1954	74	75	77		226	W/D	
1956	67	72	73	71	283	T28	
1957	73	72	71	75	291	T46	
1958	72	71	70	75	288	54	
1961	69	72	72	72	285	T52	
1963	73	71	76	73	293	T65	
1965	72	71	72	69	284	T51	
1966	72	70	70	70	282	T59	
						Total	

RUDOLPH, CRAIG (77.00)

Year	1st	2nd	3rd	4th	Total	Finish	Money
1991	75	79			154	CUT	
						Total	

RUDOLPH, MASON (70.36)

Year	1st	2nd	3rd	4th	Total	Finish	Money
1959	71	70	70	70	281	T13	$725.00
1960	73	70	70	73	286	T45	
1961	67	68	71	74	280	T23	324.28
1965	70	71	70	68	279	T16	1,200.00
1967	73	69	69	72	283	T41	400.00
1968	67	70	70	68	275	T5	4,050.00
1969	74	69	75	68	286	T67	160.00
						Total	$6,859.28

RUEDI, JOHN (72.75)

Year	1st	2nd	3rd	4th	Total	Finish	Money
1962	70	70	72	79	291	T58	
						Total	

RUFFELS, RYAN (74.50)

Year	1st	2nd	3rd	4th	Total	Finish	Money
2017	71	78			149	CUT	
						Total	

RULE, JACK (70.94)

Year	1st	2nd	3rd	4th	Total	Finish	Money
1962	69	72	69	72	282	T21	$450.00
1963	72	71	72	68	283	T18	725.00
1964	66	70	68	75	279	T24	662.50
1965	73	71	72	75	291	T80	
						Total	$1,837.50

RUMFORD, BRETT (69.50)

Year	1st	2nd	3rd	4th	Total	Finish	Money
2008	68	66	72	72	278	61	$13,200.00
						Total	$13,200.00

RUMMELLS, DAVE (70.38)

Year	1st	2nd	3rd	4th	Total	Finish	Money
1986	71	75			146	CUT	
1987	72	67	68	68	275	T11	$15,400.00
1988	69	69	69	68	275	T19	7,365.56
1989	70	67	67	66	270	3	68,000.00
1990	69	71			140	CUT	
1991	75	66	70	70	281	T52	2,345.00
1992	69	74			143	CUT	
1993	72	77			149	CUT	
1994	73	69			142	CUT	
1995	67	72	72	75	286	T74	2,292.00
2003	74	71			145	CUT	
						Total	$95,402.56

RUSHER, JAMES (79.50)

Year	1st	2nd	3rd	4th	Total	Finish	Money
1980	82	77			159	CUT	
						Total	

RUSNAK, GARY (72.25)

Year	1st	2nd	3rd	4th	Total	Finish	Money
1996	70	73	75	71	289	T67	$3,030.00
						Total	$3,030.00

RUTKIEWICZ, FRANK (70.75)

Year	1st	2nd	3rd	4th	Total	Finish	Money
1956	71	71	69	72	283	T28	$41.25
						Total	$41.25

RUTLEDGE, JIM (75.50)

Year	1st	2nd	3rd	4th	Total	Finish	Money
1982	74	75			149	CUT	
2007	73	80			153	CUT	
						Total	

RYDER, SAM (68.90)

Year	1st	2nd	3rd	4th	Total	Finish	Money
2018	68	70	70	64	272	T26	$49,700.00
2019	67	67	74	70	278	T51	17,328.00
2020	66	72			138	CUT	
2021	69	69	70	70	278	T54	17,094.00
2022	68	68	71	66	273	T35	43,243.00
2023	70	69			139	CUT	
						Total	$127,365.00

RYIZ, PAUL (74.20)

Year	1st	2nd	3rd	4th	Total	Finish	Money
1984	73	79			152	CUT	
1985	78	69			147	CUT	
1986	79	75			154	CUT	
1987	74	72			146	CUT	
1990	71	72			143	CUT	
						Total	

RYMER, CHARLIE (72.13)

Year	1st	2nd	3rd	4th	Total	Finish	Money
1995	72	72			144	CUT	
1996	68	75	68	76	287	T61	$3,195.00
1997	67	79			146	CUT	
						Total	$3,195.00

SAAVEDRA, SEBASTIAN (74.50)

Year	1st	2nd	3rd	4th	Total	Finish	Money
2014	75	74			149	CUT	
						Total	

INDIVIDUAL RESULTS

SABBATINI, RORY (70.59)

Year	1st	2nd	3rd	4th	Total	Finish	Money
1999	71	74			145	CUT	
2002	78	69			147	CUT	
2012	71	66	68	67	272	T18	$75,600.00
2013	75	67			142	CUT	
2016	67	72	73	65	277	T56	14,718.00
2017	74	71			145	CUT	
2018	72	73			145	CUT	
2021	73	67			140	CUT	
2022	71	69			140	CUT	
						Total	$90,318.00

SABO, ED (70.50)

Year	1st	2nd	3rd	4th	Total	Finish	Money
1977	72	69	69	73	283	T70	$105.00
1978	71	67	70	72	280	T59	414.75
1979	71	71			142	T69	579.00
1981	71	70			141	CUT	
						Total	$1,098.75

SADAKATA, AKIO (70.50)

Year	1st	2nd	3rd	4th	Total	Finish	Money
2003	68	69	68	77	282	T58	$8,800.00
						Total	$8,800.00

SAINZ JR., CARLOS (71.50)

Year	1st	2nd	3rd	4th	Total	Finish	Money
2015	72	71			143	CUT	
						Total	

SALINAS, ARNOLD (72.50)

Year	1st	2nd	3rd	4th	Total	Finish	Money
1976	73	69	75	73	290	73	
						Total	

SALINETTI, JIM (72.00)

Year	1st	2nd	3rd	4th	Total	Finish	Money
2001	74	70		14	4	CUT	
						Total	

SALVATORE, BILL (73.00)

Year	1st	2nd	3rd	4th	Total	Finish	Money
1963	69	73	78	72	292	T62	
						Total	

SANDELIN, JARMO (78.50)

Year	1st	2nd	3rd	4th	Total	Finish	Money
1996	81	76			157	CUT	
						Total	

SANDER, BILL (70.96)

Year	1st	2nd	3rd	4th	Total	Finish	Money
1979	73	68	73	67	281	T47	$761.25
1980	73	74			147	CUT	
1981	72	72			144	CUT	
1983	73	72			145	CUT	
1984	66	74	73	74	287	T54	896.00
1986	74	72			146	CUT	
1989	68	73			141	CUT	
1990	73	66	67	68	274	T27	6,516.67
1991	69	71	73	67	280	T42	3,072.00
						Total	$11,245.92

SANDERS, DOUG (69.44)

Year	1st	2nd	3rd	4th	Total	Finish	Money
1961	67	69	70	68	274	T4	$1,533.34
1963	69	76			145	W/D	
1969	70	68	70	70	278	T27	725.00
1970	67	70	69	68	274	T6	3,400.00
1971	71	69	69	70	279	T42	352.00
						Total	$6,010.34

SANDERS, JEFF (72.00)

Year	1st	2nd	3rd	4th	Total	Finish	Money
1983	72	72			144	CUT	
						Total	

SANDERS, MONTE (72.75)

Year	1st	2nd	3rd	4th	Total	Finish	Money
1955	70	73	77	71	291	T42	
						Total	

SANDERSON, TOM (72.50)

Year	1st	2nd	3rd	4th	Total	Finish	Money
1971	69	72	74	75	290	T85	$115.00
						Total	$115.00

SANUDO, CESAR (70.00)

Year	1st	2nd	3rd	4th	Total	Finish	Money
1970	71	68	72	71	282	T51	$173.92
1971	67	69	69	73	278	T31	592.00
						Total	$765.92

SAPERE, TODD (71.50)

Year	1st	2nd	3rd	4th	Total	Finish	Money
1999	68	75			143	CUT	
						Total	

SARRO, FRANK (73.00)

Year	1st	2nd	3rd	4th	Total	Finish	Money
1953	76	73	73	70	292	54	
						Total	

SASAKI, HISAYUKI (73.50)

Year	1st	2nd	3rd	4th	Total	Finish	Money
1996	67	77			144	CUT	
1998	74	76			150	CUT	
						Total	

SASSU, GARY (80.00)

Year	1st	2nd	3rd	4th	Total	Finish	Money
1987	80	80			160	CUT	
						Total	

SAUERS, GENE (70.32)

Year	1st	2nd	3rd	4th	Total	Finish	Money
1984	68	73	73	69	283	T28	$2,720.00
1986	76	74			150	CUT	
1987	66	68	68	70	272	T4	30,800.00
1988	68	68	69	69	274	T14	11,900.00
1989	73	70			143	CUT	
1991	72	71			143	CUT	
1993	69	71	73	72	285	T51	2,340.00
1994	73	68	66	74	281	T40	4,440.00
1995	74	68			142	CUT	
1998	71	65	68	69	273	T20	22,480.00
2004	69	76			145	CUT	
						Total	$74,680.00

SAUGER, REGGIE (72.50)

Year	1st	2nd	3rd	4th	Total	Finish	Money
1958	68	77	71	74	290	T58	
						Total	

SAUNDERS, SAM (71.10)

Year	1st	2nd	3rd	4th	Total	Finish	Money
2016	73	75			148	CUT	
2018	72	66	71	68	277	T47	$17,578.00
2019	67	67	72	80	286	70	14,400
						Total	$31,978.00

SCHALL, KEN (76.00)

Year	1st	2nd	3rd	4th	Total	Finish	Money
1991	78	74			152	CUT	
						Total	

SCHAPPA, BILL (75.25)

Year	1st	2nd	3rd	4th	Total	Finish	Money
1952	74	75	77	75	301	T61	
						Total	

SCHAPPA, BOB (75.00)

Year	1st	2nd	3rd	4th	Total	Finish	Money
1952	74	74	77	76	301	T61	
1953	72	73	78	76	299	T59	
						Total	

SCHARLAU, HERMAN (70.50)

Year	1st	2nd	3rd	4th	Total	Finish	Money
1954	70	68	75	69	282	T25	$155.00
						Total	$155.00

SCHAUFFELE, XANDER (67.11)

Year	1st	2nd	3rd	4th	Total	Finish	Money
2017	66	70	70	67	273	T14	$122,400.00
2018	67	73			140	CUT	
2020	63	68	70	67	268	T20	87,320.00
2022	63	63	67	68	261	1	1,494,000.00
2023	68	64	67	67	266	T19	245,800.00
						TOTAL	$1,949,520.00

SCHEFFLER, SCOTTIE (67.50)

Year	1st	2nd	3rd	4th	Total	Finish	Money
2020	70	67			137	CUT	
2021	69	65	71	72	277	T47	19,377.43
2022	68	67	65	70	270	T13	159,775.00
2023	63	70	63	65	261	T4	841,666.67
						TOTAL	$1,020,819.10

SCHENK, ADAM (69.83)

Year	1st	2nd	3rd	4th	Total	Finish	Money
2018	75	68			143	CUT	
2019	69	72			141	CUT	
2020	72	65			137	CUT	
2021	72	67			139	CUT	
2022	72	68			140	CUT	
2023	68	70			138	CUT	
						Total	

INDIVIDUAL RESULTS

SCHNIEDERJANS, OLLIE (70.75)

Year	1st	2nd	3rd	4th	Total	Finish	Money
2018	74	66			140	CUT	
2019	71	72			143	CUT	
						Total	

SCHERRER, TOM (71.72)

Year	1st	2nd	3rd	4th	Total	Finish	Money
1996	71	75			146	CUT	
1999	63	70	68	72	273	T26	$17,375.00
2000	72	73			145	CUT	
2001	75				75	W/D	
2002	73	72			145	CUT	
2003	70	70	72	71	283	T63	8,400.00
2008	75	72			147	CUT	
						Total	$25,775.00

SCHIENE, MARTY (72.50)

Year	1st	2nd	3rd	4th	Total	Finish	Money
1993	69	75	74	72	290	73	$1,940.00
						Total	$1,940.00

SCHLEE, JOHN (70.22)

Year	1st	2nd	3rd	4th	Total	Finish	Money
1966	72	68	67	72	279	T38	$481.66
1967	72	69	69	78	288	T61	
1970	69	68	70	72	279	T30	593.75
1971	73	70			143	CUT	
1976	70	66	69	70	275	T15	3,360.00
						Total	$4,435.41

SCHNELL, BRADY (70.75)

Year	1st	2nd	3rd	4th	Total	Finish	Money
2019	65	68	75	75	283	68	$14,688.00
						Total	$14,688.00

SCHREYER, DAVE (73.00)

Year	1st	2nd	3rd	4th	Total	Finish	Money
1992	67	79			146	CUT	
						Total	

SCHROEDER, JOHN (70.54)

Year	1st	2nd	3rd	4th	Total	Finish	Money
1971	70	71	70	72	283	T66	$115.79
1972	70	70	74	69	283	T47	273.48
1973	68	65	71	67	271	T21	2,100.00
1974	68	69	73	72	282	T52	460.00
1976	70	68	75	71	284	T53	477.75
1980	74	70			144	CUT	
1981	69	71			140	CUT	
1982	74	73			147	CUT	
						Total	$3,427.02

SCHUCHART, MIKE (72.00)

Year	1st	2nd	3rd	4th	Total	Finish	Money
1990	73	69			142	CUT	
1993	71	75			146	CUT	
						Total	

SCHULTZ, JASON (72.50)

Year	1st	2nd	3rd	4th	Total	Finish	Money
2006	71	74			145	CUT	
2007	74	71			145	CUT	
						Total	

SCHULZ, TED (71.95)

Year	1st	2nd	3rd	4th	Total	Finish	Money
1989	67	70	67	72	276	T26	$6,950.00
1991	72	71			143	CUT	
1992	65	71	76	70	282	T26	6,665.00
1993	74	73			147	CUT	
1994	77	80			157	W/D	
1995	71	78			149	CUT	
1996	70	74			144	CUT	
1998	73	68			141	CUT	
						Total	$13,615.00

SCHWAB, MATTHIAS (69.83)

Year	1st	2nd	3rd	4th	Total	Finish	Money
2022	69	68	71	69	277	T53	$20,003.00
2023	75	67			142	CUT	
						Total	$20,003.00

SCHWAB, PAT (73.50)

Year	1st	2nd	3rd	4th	Total	Finish	Money
1957	72	70	76	76	294	T56	
						Total	

SCHWARZROCK, BRENT (70.75)

Year	1st	2nd	3rd	4th	Total	Finish	Money
2000	69	73			142	CUT	
2003	68	73			141	CUT	
						Total	

SCHWARTZEL, CHARL (72.75)

Year	1st	2nd	3rd	4th	Total	Finish	Money
2005	77	73			150	CUT	
2020	71	70			141	CUT	
						Total	

SCOTT, ADAM (67.80)

Year	1st	2nd	3rd	4th	Total	Finish	Money
2010	68	72			140	CUT	
2021	69	69	67	67	272	T13	$132,583.33
2023	62	68	65	71	266	T19	$245,800.00
						TOTAL	$378,383.33

SCUSSEL, RAY (75.00)

Year	1st	2nd	3rd	4th	Total	Finish	Money
1957	75	73	78	74	300	T70	
						Total	

SEARS, LARRY (70.25)

Year	1st	2nd	3rd	4th	Total	Finish	Money
1969	72	69	71	69	281	T42	$297.50
						Total	$297.50

SEAWELL, DAVID (70.50)

Year	1st	2nd	3rd	4th	Total	Finish	Money
1999	67	74			141	CUT	
						Total	

SEIFFERT, CHASE (68.60)

Year	1st	2nd	3rd	4th	Total	Finish	Money
2017	68	66	72	71	277	T43	$19,869.60
2018	66	71	67	64	268	T9	189,000.00
2021	73	68			141	CUT	
						Total	$208,869.60

SELIGMAN, ROBERT (76.00)

Year	1st	2nd	3rd	4th	Total	Finish	Money
1980	76	76			152	CUT	
						Total	

SELSER, ED (72.00)

Year	1st	2nd	3rd	4th	Total	Finish	Money
1982	72	72			144	CUT	
						Total	

SENDEN, JOHN (70.29)

Year	1st	2nd	3rd	4th	Total	Finish	Money
2002	73	71			144	CUT	
2003	69	74			143	CUT	
2004	69	70	70	68	277	T32	$20,440.00
2005	70	73			143	CUT	
2016	69	68	72	68	277	T56	14,718.00
						Total	$35,158.00

SHANKLAND, CRAIG (72.75)

Year	1st	2nd	3rd	4th	Total	Finish	Money
1968	71	72	77	71	291	66	
						Total	

SHAVE, JR., BOB (71.17)

Year	1st	2nd	3rd	4th	Total	Finish	Money
1960	70	74	70	71	285	T41	
1962	70	72	68	76	286	T43	
1963	72	69	74	73	288	T42	$85.00
1964	68	71	68	71	278	T15	872.22
1965	77	67	71	70	285	T55	
1967	74	69	72	71	286	T52	
						Total	$957.22

SHAW, BOB (70.75)

Year	1st	2nd	3rd	4th	Total	Finish	Money
1975	70	71	71	67	279	T34	$988.58
1976	73	68	72	74	287	T63	357.00
						Total	$1,345.58

SHAW, TOM (70.25)

Year	1st	2nd	3rd	4th	Total	Finish	Money
1965	69	71	76	66	282	T37	$350.00
1966	70	70	73	75	288	73	
1969	71	68	72	69	280	T35	495.72
1970	70	71	69	75	285	T62	173.91
1971	68	71	65	69	273	T14	1,760.00
1972	67	66	72	69	274	T7	3,686.67
1975	68	67	69	75	279	T34	988.57
1977	69	71	68	70	278	T39	840.00
1980	73	79			152	CUT	
1981	69	70	68	71	278	T67	609.00
1982	71	70			141	CUT	
						Total	$8,903.87

SHEARER, BOB (70.75)

Year	1st	2nd	3rd	4th	Total	Finish	Money
1976	69	69	71	70	279	T26	$1,491.00
1984	71	74	70	72	287	T54	896.00
						Total	$2,387.00

INDIVIDUAL RESULTS

SHEEHAN, PATRICK (69.92)

Year	1st	2nd	3rd	4th	Total	Finish	Money
2003	70	67	71	68	276	T26	$28,400.00
2004	70	71	73	71	285	T75	8,022.00
2005	72	65	71	70	278	T42	13,502.00
2006	69	69	79	66	283	T63	9,328.00
2008	67	73			140	CUT	
2009	67	70	67	71	275	T51	13,965.00
2012	68	72	71		211	T76	11,040.00
						Total	$84,257.00

SHEIFFERT, CHASE (71.50)

Year	1st	2nd	3rd	4th	Total	Finish	Money
2021	73	68			141	CUT	
						Total	

SHEEHAN, PAUL (71.50)

Year	1st	2nd	3rd	4th	Total	Finish	Money
2007	67	76			143	CUT	
						Total	

SHELEBUT, MONTE (74.00)

Year	1st	2nd	3rd	4th	Total	Finish	Money
1953	70	74	78		222	W/D	
						Total	

SHELTON, ROBBY (71.00)

Year	1st	2nd	3rd	4th	Total	Finish	Money
2016	72	72			144	CUT	
2020	70	73			143	CUT	
2021	73	64	70	73	280	T66	$15,540.00
2023	69	74			143	CUT	
						Total	$15,540.00

SHINDLER, CONRAD (69.50)

Year	1st	2nd	3rd	4th	Total	Finish	Money
2018	69	73			142	CUT	
2022	70	66	67	72	275	T43	$31,125.00
						Total	$31,125.00
						Total	

SHIREY, JR., DON (69.63)

Year	1st	2nd	3rd	4th	Total	Finish	Money
1987	73	70			143	CUT	
1989	70	67	68	67	272	T7	$29,100.00
1990	71	71			142	CUT	
						Total	$29,100.00

SHORT, JR., WES (72.29)

Year	1st	2nd	3rd	4th	Total	Finish	Money
2004	74	70			144	CUT	
2005	72	72			144	DQ	
2006	68	77			145	CUT	
2013	71	74			145	CUT	
						Total	

SIDEROWF, DICK (72.04)

Year	1st	2nd	3rd	4th	Total	Finish	Money
1957	77	74	72	71	294	T56	
1958	68	72	75	74	289	T55	
1959	69	71	73	71	284	T23	
1960	71	72	69	71	283	T33	
1963	73	72	72	71	288	T42	
1976	69	72	77	73	291	74	
						Total	

SIECKMANN, TOM (71.25)

Year	1st	2nd	3rd	4th	Total	Finish	Money
1985	78	70			148	CUT	
1986	72	73			145	CUT	
1987	71	70	67	69	277	T20	$8,155.00
						Total	$8,155.00

SIFFORD, CHARLES (70.21)

Year	1st	2nd	3rd	4th	Total	Finish	Money
1955	71	72	74	69	286	T25	$150.00
1956	69	70	68	68	275	T3	1,116.67
1958	63	73	69	73	278	T18	510.00
1959	72	73	72	73	290	T51	
1960	70	68	74	74	286	T45	
1962	67	74	71	69	281	T19	620.00
1963	70	75	69	67	281	T12	960.00
1964	70	71	71	70	282	T42	
1966	70	71	70	70	281	T51	33.33
1967	69	70	69	64	272	1	20,000.00
1968	70	72	66	71	279	T17	1,300.00
1969	74	65	73	65	277	T20	964.29
1970	71	71	76	71	289	69	173.91
1972	70	69	69	70	278	T18	1,351.87
1973	67	68	67	71	273	T29	1,244.28
1974	71	69	71	71	282	T52	460.00
1980	74	68			142	CUT	
1981	72	70			142	CUT	
						Total	$28,884.35

SIFFORD, CURTIS (68.95)

Year	1st	2nd	3rd	4th	Total	Finish	Money
1971	67	70	68	69	274	T19	$1,265.00
1972	65	69	67	72	273	T5	4,812.50
1973	68	66	70	66	270	T16	2,800.00
1977	67	72	69	73	281	T59	409.40
1981	72	65	72	72	281	T80	522.00
						Total	$9,808.90

SIGG, GREYSON (67.50)

Year	1st	2nd	3rd	4th	Total	Finish	Money
2022	71	68			139	CUT	
2023	66	66	67	67	266	T19	$245,800.00
						Total	

$245,800.00

SIKES, DAN (70.50)

Year	1st	2nd	3rd	4th	Total	Finish	Money
1961	68	69	71	71	279	T17	$570.00
1962	68	74	68	71	281	T19	620.00
1963	71	71	77	75	294	T68	
1964	72	71	70	69	282	T42	
1967	72	65	67	70	274	T3	5,150.00
1969	72	68	67	70	277	T20	964.28
1976	70	65	80	72	287	T63	357.00
						Total	$7,661.28

SIKES, R.H. (69.78)

Year	1st	2nd	3rd	4th	Total	Finish	Money
1968	72	70	66	73	281	T30	$675.00
1969	67	70	67	70	274	T8	2,510.00
1970	67	68	71	70	276	T13	1,550.00
1971	68	70	66	67	271	T8	2,988.33
1972	79	75			154	CUT	
						Total	$7,723.33

SILLS, TONY (70.54)

Year	1st	2nd	3rd	4th	Total	Finish	Money
1983	69	74			143	CUT	
1985	75	70			145	CUT	
1987	71	68	67	70	276	T15	$11,200.00
1988	70	67	67	71	275	T19	7,365.55
1989	69	70	74	71	284	T70	1,980.00
1992	74	74			148	CUT	
1995	67	70	67	70	274	T18	15,120.00
1996	78	70			148	CUT	
						Total	$35,665.55

SILVA, TOM (71.50)

Year	1st	2nd	3rd	4th	Total	Finish	Money
1990	72	71			143	CUT	
						Total	

SILVEIRA, LARRY (70.50)

Year	1st	2nd	3rd	4th	Total	Finish	Money
1989	72	68	70	73	283	T68	$2,030.00
1990	68	70	70	69	277	T45	2,752.50
1991	74	72			146	CUT	
1994	67	73	71	66	277	T20	15,000.00
1997	70	75			145	CUT	
						Total	$19,782.50

SILVERMAN, BEN (69.63)

Year	1st	2nd	3rd	4th	Total	Finish	Money
2018	71	71			142	CUT	
2019	73	66			139	CUT	
2022	70	68	69	69	276	T46	$23,678.72
						Total	$23,678.72

SIM, MICHAEL (69.00)

Year	1st	2nd	3rd	4th	Total	Finish	Money
2007	65	70	78	66	279	T36	$27,042.86
2010	68	67	67	69	271	T21	$60,000.00
2011	71	69			140	CUT	
						Total	$87,042.86

SIMONS, JIM (69.50)

Year	1st	2nd	3rd	4th	Total	Finish	Money
1975	71	69	70	63	273	T11	$4,400.00
1976	72	70	67	72	281	T41	695.33
1977	65	70	71	68	274	T17	2,730.00
1978	68	68	71	69	276	T38	903.00
1979	69	71	74	67	281	T47	761.25
1980	62	70	67	67	266	2	32,400.00
1981	72	67	67	67	273	T37	1,200.00
1982	69	67	67	68	271	T22	2,785.00
1983	68	66	70	70	274	T13	5,625.00
1984	74	74			148	CUT	
1985	71	69	67	74	281	T45	1,756.80
1986	73	73			146	CUT	
1987	72	73			145	CUT	
1988	74	73			147	CUT	
						Total	$53,256.38

INDIVIDUAL RESULTS

SIMPSON, SCOTT (69.95)

Year	1st	2nd	3rd	4th	Total	Finish	Money
1979	68	72	71	70	281	T47	$761.25
1981	66	67	70	69	272	T29	1,826.25
1982	66	72	71	66	275	T47	770.58
1984	73	72	68	68	281	T20	4,333.33
1985	72	70			142	T70	1,176.00
1986	68	67	72	69	276	T18	8,820.00
1994	70	68	69	74	281	T40	4,440.00
1997	72	69	68	74	283	T68	3,000.00
2001	65	67	70	69	271	T17	43,400.00
2003	77	75			152	CUT	
2004	67	69	76	72	284	T71	8,232.00
						Total	$76,759.41

SIMPSON, TIM (69.88)

Year	1st	2nd	3rd	4th	Total	Finish	Money
1977	69	70	77	74	290	80	
1978	68	68	68	70	274	T22	$1,715.00
1979	69	71	72	68	280	T39	1,140.00
1980	70	72			142	CUT	
1981	66	68	67	65	266	5	12,000.00
1982	70	68	67	70	275	T47	770.57
1985	71	68	69	71	279	T37	2,580.00
1986	64	66	74	69	273	T6	23,450.00
1987	68	69	67	74	278	T24	5,810.00
1989	73	66	68	68	275	T17	12,222.22
1990	66	67	69	70	272	T13	16,625.00
1993	77	68			145	CUT	
1994	71	77			148	CUT	
1996	72	77			149	CUT	
1997	72	76			148	CUT	
						Total	$76,312.79

SIMPSON, WEBB (68.26)

Year	1st	2nd	3rd	4th	Total	Finish	Money
2008	67	70	67	69	273	T37	$25,800.00
2009	67	69	70	65	271	T26	41,700.00
2010	67	69	74	67	277	T57	13,260.00
2011	66	65	67	69	267	T13	112,500.00
2012	66	69	68	71	274	T29	36,525.00
2013	65	69	72	65	271	T5	231,800.00
2016	70	67	69	68	274	T34	34,815.00
2017	70	68	66	68	272	T8	176,800.00
2018	68	77			145	CUT	
2022	64	69	66	71	270	T13	159,775.00
2023	70	66	69	68	273	T52	47,900.00
						Total	$880,875.00

SINDELAR, JOEY (70.05)

Year	1st	2nd	3rd	4th	Total	Finish	Money
1984	71	70	72	72	285	T37	$1,680.00
1985	71	68	74	73	286	59	1,332.00
1986	71	67	68	78	284	T65	1,456.00
1987	73	70			143	CUT	
1988	65	72	67	65	269	T2	61,600.00
1989	72	69			141	CUT	
1990	70	73			143	CUT	
1991	68	70	68	70	276	T20	11,650.00
1992	75	71			146	CUT	
1993	67	73	72	73	285	T51	2,340.00
1994	73	71			144	CUT	
1995	70	71	70	68	279	T45	3,432.00
1996	74	66	72	72	284	T45	4,515.00
1997	70	71	69	70	280	T53	3,408.75
1998	69	66	69	65	269	T9	54,000.00
1999	68	72			140	CUT	
2000	69	70	69	69	277	T53	6,451.20
2001	67	74			141	CUT	
2002	68	70	71	69	278	T39	14,416.00
2003	68	67	71	69	275	T21	41,600.00
2004	68	67	68	74	277	T32	20,440.00
2005	75	62	72	65	274	T20	48,332.00
2006	67	72	78	72	289	T72	8,580.00
2007	66	70	72	71	279	T36	27,042.85
						Total	$312,275.80

SINGH, VIJAY (68.56)

Year	1st	2nd	3rd	4th	Total	Finish	Money
1995	68	66	68	71	273	T15	$20,400.00
1998	68	67	73	62	270	T12	44,000.00
2002	70	71	66	70	277	T33	21,133.33
2007	68	71	66	65	270	4	288,000.00
2008	66	68	64	68	266	5	240,000.00
2009	66	70	70	69	275	T51	13,965.00
2010	65	66	73	66	270	T13	99,750.00
2011	67	68	69	68	272	T43	18,840.00
2012	71	69	67	68	275	T37	24,000.00
2013	70	68	69	71	278	T43	19,626.75
2014	68	68	70	68	274	T31	32,296.37
2015	72	68			140	CUT	
2016	67	68	71	71	277	T56	14,718.00
2017	72	70			142	CUT	
2020	75	68			143	CUT	
						Total	$836,729.45

SIROIS, LUCAS (74.50)

Year	1st	2nd	3rd	4th	Total	Finish	Money
1999	74	75			149	CUT	
						Total	

SISK, GEOFFREY (69.00)

Year	1st	2nd	3rd	4th	Total	Finish	Money
1999	64	72	71	69	276	T46	$6,587.50
						Total	$6,587.50

SKINNER, SONNY (70.67)

Year	1st	2nd	3rd	4th	Total	Finish	Money
1990	71	70			141	CUT	
1992	65	70	75	71	281	T23	$9,600.00
1997	68	73	69	69	279	T40	4,790.77
1998	72	75			147	CUT	
						Total	$14,390.77

SKINNS, DAVID (69.50)

Year	1st	2nd	3rd	4th	Total	Finish	Money
2022	71	68			139	CUT	
						Total	

SLAUGHTER, JOHN (77.50)

Year	1st	2nd	3rd	4th	Total	Finish	Money
1984	80	75			155	CUT	
						Total	

SLOAN, ROGER (70.83)

Year	1st	2nd	3rd	4th	Total	Finish	Money
2015	69	74			143	CUT	
2019	74	70			144	CUT	
2020	67	69	71	73	280	66	$15,762.00
2021	73	71			144	CUT	
2022	72	67			139	CUT	
						Total	$15,762.00

SLOCUM, HEATH (69.00)

Year	1st	2nd	3rd	4th	Total	Finish	Money
2003	69	66	68	71	274	T18	$56,000.00
2004	70	71	69	67	277	T32	20,440.00
2006	65	71	73	68	277	T31	23,906.67
2007	68	68	70	70	276	T22	54,085.71
2008	67	66	64	67	264	4	288,000.00
2009	68	71			139	CUT	
2011	70	63	68	67	268	T17	78,514.29
2012	70	66	69	66	271	T15	102,000.00
2013	71	69	70	71	281	T63	12,871.00
2014	66	69	70	71	276	T46	17,186.40
2015	72	70			142	CUT	
2016	78	75			153	CUT	
						Total	$653,004.07

SLUMAN, JEFF (70.02)

Year	1st	2nd	3rd	4th	Total	Finish	Money
1983	70	67	75	70	282	T59	$660.00
1985	72	68	78	73	291	66	1,248.00
1986	73	71			144	CUT	
1991	69	69	70	71	279	T38	4,400.00
1992	67	70	70	70	277	T5	36,500.00
1993	74	68	69	69	280	T20	10,833.33
1994	70	71	71	69	281	T40	4,440.00
1995	74	72			146	CUT	
1997	69	74	70	63	276	T21	14,081.25
2000	70	67	65	71	273	T25	20,920.00
2001	67	69	69	69	274	T36	13,659.37
2002	72	71			143	CUT	
2004	72	69	70	62	273	T9	109,200.00
2005	71	67	76	68	282	T63	9,116.00
						Total	$225,057.95

INDIVIDUAL RESULTS

SMAIL, DAVID (70.50)

Year	1st	2nd	3rd	4th	Total	Finish	Money
2001	70	71			141	CUT	
2003	72	69			141	CUT	
						Total	

SMALLEY, ALEX (67.67)

Year	1st	2nd	3rd	4th	Total	Finish	Money
2022	72	71			143	CUT	
2023	70	62	64	67	263	T9	$525,000.00
						Total	$525,000.00

SMITH, BOB (70.15)

Year	1st	2nd	3rd	4th	Total	Finish	Money
1968	69	71	70	66	276	T7	$2,975.00
1969	67	70	75	70	282	T50	165.72
1970	70	71	74	70	285	T62	173.91
1971	69	71	72	70	282	T61	115.79
1978	69	71	71	67	278	T46	559.43
						Total	$3,989.85

SMITH, BYRON (69.00)

Year	1st	2nd	3rd	4th	Total	Finish	Money
2015	69	67	69	71	276	T54	$14,528.00
						Total	$14,528.00

SMITH, CAMERON (68.94)

Year	1st	2nd	3rd	4th	Total	Finish	Money
2015	73	65	68	68	274	T39	$23,680.00
2016	69	67	67	71	274	T34	34,815.00
2019	71	72			143	CUT	
2020	69	68			137	CUT	
2021	67	68	66	74	275	T30	45,325.00
						Total	$103,820.00

SMITH, CHRIS (71.45)

Year	1st	2nd	3rd	4th	Total	Finish	Money
1991	81	78			159	CUT	
1996	72	76			148	CUT	
1998	68	68	70	71	277	T47	$5,022.22
1999	72	73			145	CUT	
2001	70	66	72	68	276	T45	9,076.80
2004	72	71			143	CUT	
2005	66	67	75	69	277	T36	19,815.83
2006	74	73			147	CUT	
						Total	$33,914.85

SMITH, DICK (70.25)

Year	1st	2nd	3rd	4th	Total	Finish	Money
1971	73	68	69	71	281	T57	$115.00
						Total	$115.00

SMITH, EARL (71.75)

Year	1st	2nd	3rd	4th	Total	Finish	Money
1972	69	71	72	75	287	T64	$217.39
						Total	$217.39

SMITH, GORDON (72.50)

Year	1st	2nd	3rd	4th	Total	Finish	Money
1987	71	74			145	CUT	
						Total	

SMITH, IVAN (70.50)

Year	1st	2nd	3rd	4th	Total	Finish	Money
1983	72	69			141	CUT	
						Total	

SMITH, JERRY (72.63)

Year	1st	2nd	3rd	4th	Total	Finish	Money
2001	72	75			147	CUT	
2002	75	70			145	CUT	
2006	69	73			142	CUT	
2007	72	75			147	CUT	
						Total	

SMITH, JOEL (77.00)

Year	1st	2nd	3rd	4th	Total	Finish	Money
1952	71	77	79	81	308	65	
						Total	

SMITH, KIRK (72.25)

Year	1st	2nd	3rd	4th	Total	Finish	Money
1956	70	75	71	73	289	T57	
						Total	

SMITH, KRIS (81.00)

Year	1st	2nd	3rd	4th	Total	Finish	Money
1992	83	79			162	CUT	
						Total	

SMITH, MIKE (71.35)

Year	1st	2nd	3rd	4th	Total	Finish	Money
1981	70	70			140	CUT	
1984	73	77			150	CUT	
1985	72	75			147	CUT	
1986	71	77			148	CUT	
1987	71	70	69	71	281	T38	$3,010.00
1991	70	71	70	71	282	T56	2,230.00
1992	73	67	70	69	279	T11	22,000.00
1993	74	72			146	CUT	
1995	70	71	73	68	282	T59	2,592.00
						Total	$29,832.00

SMITH, NATE (69.25)

Year	1st	2nd	3rd	4th	Total	Finish	Money
2011	71	65	70	71	277	T67	$12,240.00
						Total	$12,240.00

SMITH, NEALE (75.00)

Year	1st	2nd	3rd	4th	Total	Finish	Money
1993	71	79			150	CUT	
						Total	

SMITH, RED (73.50)

Year	1st	2nd	3rd	4th	Total	Finish	Money
1960	76	70	73	75	294	T64	
						Total	

SMITH, RON (71.13)

Year	1st	2nd	3rd	4th	Total	Finish	Money
1962	72	73	69	74	288	T52	
1966	69	69	72	71	281	T51	
						Total	

SMITH, TAYLOR (75.00)

Year	1st	2nd	3rd	4th	Total	Finish	Money
1996	82	73			155	CUT	
1997	75	70			145	CUT	
						Total	

SMOTHERMAN, AUSTIN (70.25)

Year	1st	2nd	3rd	4th	Total	Finish	Money
2022	68	73			141	CUT	
2023	72	68			140	CUT	
						Total	

SNEAD, J.C. (69.12)

Year	1st	2nd	3rd	4th	Total	Finish	Money
1969	66	74	66	68	274	T8	$2,510.00
1971	65	69	67	67	268	T2	10,175.00
1973	68	72	67	70	277	T50	470.00
1974	68	67	72	69	276	T11	3,466.67
1975	66	68	67	67	268	3	14,200.00
1976	67	64	69	68	268	T2	19,425.00
1979	65	66	71	69	271	T5	10,950.00
1980	70	68	67	71	276	T30	1,863.00
1981	68	65	68	69	270	T15	4,357.50
1982	70	68	67	68	273	T39	1,230.00
1983	68	68	72	71	279	T43	876.60
1984	73	80			153	CUT	
1985	69	72	70	70	281	T45	1,756.80
1986	72	77			149	CUT	
1987	68	70	70	71	279	T29	4,550.00
1988	70	67	67	76	280	T51	1,657.60
1989	71	71			142	CUT	
1990	71	68	71	68	278	T53	2,304.00
						Total	$79,792.17

SNEAD, SAM (69.46)

Year	1st	2nd	3rd	4th	Total	Finish	Money
1955	66	68	66	69	269	1	$4,000.00
1964	69	68	72	68	277	T12	1,300.00
1976	68	73	68	76	285	T57	430.60
1983	72				72	W/D	
						Total	$5,730.60

SNEDEKER, BRANDT (68.64)

Year	1st	2nd	3rd	4th	Total	Finish	Money
2009	67	67	69	71	274	T47	$16,140.00
2010	68	73			141	CUT	
2011	70	63	67	69	269	T24	46,425.00
2014	65	69	72	64	270	T11	123,114.00
2015	68	68	63	71	270	T10	147,200.00
2017	70	67	72	64	273	T14	122,400.00
2018	71	74			145	CUT	
2019	68	69	71	69	277	T43	21,924.00
2020	67	69	66	70	272	T41	27,750.00
2021	68	71			139	CUT	
2022	70	71			141	CUT	
						Total	$504,953.00

INDIVIDUAL RESULTS

SNODGRASS, TERRY (73.00)

Year	1st	2nd	3rd	4th	Total	Finish	Money
1985	74	72			146	CUT	
						Total	

SNOW, ANSEL (71.67)

Year	1st	2nd	3rd	4th	Total	Finish	Money
1952	74	71	72	74	291	T42	
1954	72	71	74	67	284	T29	$55.00
1955	73	72	68	72	285	T21	220.00
						Total	$275.00

SNYDER III, JOEY (72.00)

Year	1st	2nd	3rd	4th	Total	Finish	Money
2005	69	71	69	76	285	T71	$8,471.00
2012	77	73			150	CUT	
2013	73	68			141	CUT	
						Total	$8,471.00

SOKOL, STEVE (72.50)

Year	1st	2nd	3rd	4th	Total	Finish	Money
2007	77	72			149	CUT	
2008	71	70			141	CUT	
						Total	

SOLI, MICK (69.95)

Year	1st	2nd	3rd	4th	Total	Finish	Money
1980	68	69	71	72	280	T54	$690.00
1981	67	70	68	68	273	T37	1,200.00
1982	66	67	68	71	272	T28	1,791.82
1983	71	69			140	CUT	
1984	70	71	72	72	285	T37	1,680.00
1985	77	72			149	CUT	
						Total	$5,361.82

SOUCHAK, MIKE (70.15)

Year	1st	2nd	3rd	4th	Total	Finish	Money
1954	73	73	68	71	285	T35	
1955	66	70	71	69	276	T2	$1,950.00
1957	68	69	74	72	283	T31	25.00
1964	69	68	74	70	281	T32	375.00
1966	69	69	71	69	278	T31	650.00
						Total	$3,000.00

SOULSBY, BRUCE (73.50)

Year	1st	2nd	3rd	4th	Total	Finish	Money
1987	76	76			152	CUT	
1988	71	71			142	CUT	
						Total	

SOWARDS, BOB (70.16)

Year	1st	2nd	3rd	4th	Total	Finish	Money
2005	74	72			146	CUT	
2008	67	70	66	72	275	T45	$16,817.15
						Total	$16,817.15

SPANG, MIKE (71.00)

Year	1st	2nd	3rd	4th	Total	Finish	Money
1972	67	70	73	74	284	T52	$217.39
						Total	$217.39

SPAUN, J.J. (69.94)

Year	1st	2nd	3rd	4th	Total	Finish	Money
2018	68	67	71	71	277	T47	$17,578.00
2019	68	69	66	72	275	T30	43,740.00
2020	78	69			147	CUT	
2021	71	67	69	70	277	T47	19,377.43
2022	70	74			144	CUT	
2023	69	70			139	CUT	
						Total	$80,695.43

SPEARS, HERSCHEL (72.25)

Year	1st	2nd	3rd	4th	Total	Finish	Money
1954	71	75	69	74	289	T50	
						Total	

SPENCE, CRAIG (71.50)

Year	1st	2nd	3rd	4th	Total	Finish	Money
2000	71	72			143	CUT	
						Total	

SPIETH, JORDAN (68.81)

Year	1st	2nd	3rd	4th	Total	Finish	Money
2017	63	69	66	70	268	1	$1,224,000.00
2018	63	73	71	69	276	T42	24,500.00
2019	73	69			142	CUT	
2020	67	69	69	69	274	T54	17,316.00
2022	75	66			141	CUT	
						Total	$1,265,816.00

SPILLER, BILL (73.25)

Year	1st	2nd	3rd	4th	Total	Finish	Money
1953	70	70	76	77	293	55	
						Total	

SPOSA, MIKE (69.88)

Year	1st	2nd	3rd	4th	Total	Finish	Money
1999	69	70	70	69	278	57	$5,650.00
2000	70	71			141	CUT	
2001	68	74			142	CUT	
2003	68	71	67	72	278	T36	18,433.33
2006	70	70	68	71	279	T44	14,080.00
						Total	$38,163.33

SPRADLIN, JACK (71.83)

Year	1st	2nd	3rd	4th	Total	Finish	Money
1979	68	72	71	74	285	T64	$627.00
1984	72	74			146	CUT	
						Total	$627.00

SPRAY, STEVE (71.50)

Year	1st	2nd	3rd	4th	Total	Finish	Money
1968	72	67	78	73	290	65	
1970	72	70	71	69	282	T51	$173.92
						Total	$173.92

SPRING, ADAM (73.50)

Year	1st	2nd	3rd	4th	Total	Finish	Money
1997	75	72			147	CUT	
						Total	

SPRINGER, MIKE (69.60)

Year	1st	2nd	3rd	4th	Total	Finish	Money
1991	71	69	71	69	280	T42	$3,072.00
1993	69	65	73	68	275	T5	38,000.00
1994	73	67	67	73	280	T33	6,205.71
1996	73	71			144	CUT	
1997	72	72			144	CUT	
1998	71	67	68	65	271	T14	37,000.00
1999	63	73	65	67	268	T8	72,500.00
2000	69	69	70	65	273	T25	20,920.00
2003	76	77			153	CUT	
						Total	$177,697.71

ST. PIERRE, JIM (75.50)

Year	1st	2nd	3rd	4th	Total	Finish	Money
2005	77	80			157	CUT	
2006	76	72			148	CUT	
2007	73	75			148	CUT	
						Total	

STADLER, CRAIG (69.86)

Year	1st	2nd	3rd	4th	Total	Finish	Money
1976	70	72	67	73	282	T50	$519.50
1978	68	73			141	CUT	
1979	68	68	70	70	276	T20	3,026.25
1981	71	68	64	69	272	T29	1,826.25
1984	70	71	70	70	281	T20	4,333.33
1985	73	70			143	CUT	
1993	65	71	76	70	282	T30	5,812.50
1997	70	69	69	71	279	T40	4,790.77
						Total	$20,308.60

STADLER, KEVIN (70.68)

Year	1st	2nd	3rd	4th	Total	Finish	Money
2005	74	72			146	CUT	
2007	68	70	75	69	282	T54	$13,560.00
2008	66	72			138	CUT	
2009	67	73			140	CUT	
2010	73				73	DQ	
2011	68	69			137	CUT	
2012	76	73			149	CUT	
2013	68	67	73	71	279	T51	14,500.00
2014	72	67	72	72	283	73	12,028.00
2021	66	74			140	CUT	
						Total	$89,093.00

STALLINGS, SCOTT (69.01)

Year	1st	2nd	3rd	4th	Total	Finish	Money
2011	71	72			143	CUT	
2016	71	69			140	CUT	
2017	69	74			143	CUT	
2018	68	67	73	67	275	T38	$30,800.00
2019	72	70			142	CUT	
2020	66	68	64	67	265	T6	233,470.00
2021	72	67			139	CUT	
2022	74	64	68	63	269	T8	243,605.00
2023	73	69			142	CUT	
						Total	$507,875.00

INDIVIDUAL RESULTS

STALLINGS JR., STEPHEN (73.50)

Year	1st	2nd	3rd	4th	Total	Finish	Money
2021	68	72			140	CUT	
						Total	

STANDLY, MIKE (71.13)

Year	1st	2nd	3rd	4th	Total	Finish	Money
1991	71	80			151	CUT	
1992	69	70	73	75	287	T58	$2,170.00
1993	76	68	77	70	291	T74	1,900.00
1994	70	71	64	71	276	T15	19,200.00
1995	71	69	72	70	282	T59	2,592.00
1996	74	70			144	CUT	
1997	71	72	67	69	279	T40	4,790.77
1998	69	71			140	CUT	
2000	69	71			140	CUT	
2003	67	73	74	72	286	T73	7,680.00
						Total	$38,332.77

STANKOWSKI, PAUL (70.95)

Year	1st	2nd	3rd	4th	Total	Finish	Money
1994	76	74			150	CUT	
1996	71	71	73	70	285	T49	$3,634.29
1997	67	76	70	73	286	T77	2,760.00
2001	67	72	70	71	280	T67	6,231.00
2007	70	72			142	CUT	
2008	73	72			145	CUT	
2010	71	66	67	69	273	T34	29,025.00
2011	67	68	66	73	274	T56	13,680.00
						Total	$55,330.29

STANLEY, KYLE (69.03)

Year	1st	2nd	3rd	4th	Total	Finish	Money
2009	66	67	70	66	269	T19	$75,300.00
2011	72	66			138	CUT	
2012	70	67	70	70	277	T60	13,140.00
2013	69	74			143	CUT	
2014	71	71			142	CUT	
2015	67	68	68	69	272	T20	71,936.00
2016	76	72			148	CUT	
2017	70	67	74	68	279	T57	15,096.00
2018	67	69	65	69	270	T15	115,500.00
2019	67	68	73	68	276	T36	32,451.43
2020	69	65	65	70	269	T24	57,627.50
2021	70	68	69	71	278	T54	17,094.00
						Total	$398,144.93

STANTON, BOB (70.08)

Year	1st	2nd	3rd	4th	Total	Finish	Money
1969	68	73	72	70	283	T57	$160.00
1970	71	69	68	71	279	T30	593.75
1974	70	67	73	69	279	T33	949.09
						Total	$1,702.84

STARKS, NATE (71.00)

Year	1st	2nd	3rd	4th	Total	Finish	Money
1975	70	71	70	73	284	T59	$400.00
						Total	$400.00

STASZOWSKI, FRANK (72.15)

Year	1st	2nd	3rd	4th	Total	Finish	Money
1952	73	72	72	69	286	T24	$165.00
1953	71	68	72	70	281	T22	165.00
1956	71	72	72	74	289	T57	
1959	71	76	71	77	295	T68	
1963	75	70	71	76	292	T62	
						Total	$330.00

STASZOWSKI, STAN (73.57)

Year	1st	2nd	3rd	4th	Total	Finish	Money
1952	76	73	78		227	W/D	
1956	72	69	72	75	288	T54	
						Total	

STATEN, B.J. (68.75)

Year	1st	2nd	3rd	4th	Total	Finish	Money
2006	72	68	67	70	277	T31	$23,906.67
2007	67	71	69	66	273	T9	156,000.00
						Total	$179,906.67

STATON, KENNETH (73.50)

Year	1st	2nd	3rd	4th	Total	Finish	Money
2002	73	75			148	CUT	
2003	72	74			146	CUT	
						Total	

STEEL, IAIN (71.00)

Year	1st	2nd	3rd	4th	Total	Finish	Money
1998	73	69			142	CUT	
						Total	

STEELE, BRENDAN (68.07)

Year	1st	2nd	3rd	4th	Total	Finish	Money
2011	68	64	67	68	267	T13	$112,500.00
2012	74	69			143	CUT	
2013	68	68	72	66	274	T13	111,020.00
2014	62	69	71	66	268	T5	235,600.00
2015	67	71	68	67	273	T25	41,234.28
2016	70	69	69	64	272	T17	83,490.00
2017	68	68	69	68	273	T14	122,400.00
2018	67	72			139	CUT	
2019	71	67	68	68	274	T21	65,760.00
2020	69	62	68	66	265	T6	233,470.00
2021	69	70			139	CUT	
2022	68	66	69	69	272	T25	61,835.00
						Total	$1,067,309.28

STEELSMITH, JERRY (69.88)

Year	1st	2nd	3rd	4th	Total	Finish	Money
1961	72	68	72	68	280	T23	$324.29
1962	67	67	69	69	272	T3	2,050.00
1963	70	71	71	74	286	T26	365.00
1964	67	74	71	70	282	T42	
1965	72	68	70	70	280	T21	777.78
1967	68	70	70	69	277	T16	1,600.00
						Total	$5,117.07

STEFANI, SHAWN (70.30)

Year	1st	2nd	3rd	4th	Total	Finish	Money
2014	71	72			143	CUT	
2016	71	68	67	65	271	T11	$135,300.00
2017	73	74			147	CUT	
2018	72	71			143	CUT	
2019	68	69	73		210	T71	13,824.00
						Total	$149,124.00

STEGMAIER, BRETT (70.50)

Year	1st	2nd	3rd	4th	Total	Finish	Money
2006	73	76			149	CUT	
2010	72	74			146	CUT	
2016	72	77			149	CUT	
2017	64	72	71	68	275	T26	$46,277.78
2018	70	67	69	70	276	T42	24,500.00
2023	68	67	71	68	274	T56	46,000.00
						TOTAL	$116,777.78

STEINBERG, JEFF (71.50)

Year	1st	2nd	3rd	4th	Total	Finish	Money
1980	70	73			143	CUT	
						Total	

STERLING, SCOTT (69.00)

Year	1st	2nd	3rd	4th	Total	Finish	Money
2008	68	70			138	CUT	
2009	71	67			138	CUT	
						Total	$0.00

STERNE, RICHARD (70.00)

Year	1st	2nd	3rd	4th	Total	Finish	Money
2015	74	66			140	CUT	
						Total	

STEVENS, SAM (69.00)

Year	1st	2nd	3rd	4th	Total	Finish	Money
2023	72	66			138	CUT	
						Total	

STEWART, DAVID (73.14)

Year	1st	2nd	3rd	4th	Total	Finish	Money
1952	73	73	77		223	W/D	
1953	77	71	72	69	289	46	
						Total	

STEWART, EARL (69.92)

Year	1st	2nd	3rd	4th	Total	Finish	Money
1952	68	71	69	69	277	T2	$1,466.67
1953	69	70	75	77	291	T48	
1954	68	68	69	66	271	2	1,800.00
						Total	$3,266.67

STEWART, PAYNE (70.33)

Year	1st	2nd	3rd	4th	Total	Finish	Money
1981	71	68	67	69	275	T51	$715.50
1983	64	69	74	72	279	T43	876.60
1985	68	71	74	66	279	T37	2,580.00
1986	69	70	71	80	290	T75	1,323.00
1994	72	71			143	CUT	
						Total	$5,495.10

INDIVIDUAL RESULTS

STEWART, RAY (70.21)

Year	1st	2nd	3rd	4th	Total	Finish	Money
1983	69	67	69	70	275	T17	$4,060.00
1987	79	73			152	CUT	
1988	71	67	70	72	280	T51	1,657.60
1989	71	69	70	75	285	73	1,940.00
1990	68	68	66	73	275	T36	4,406.25
1991	69	69	70	68	276	T20	11,650.00
1995	68	74			142	CUT	
						Total	$23,713.85

STILES, DARRON (69.90)

Year	1st	2nd	3rd	4th	Total	Finish	Money
2003	69	63	70	71	273	T11	$79,428.57
2005	71	69	63	68	271	T9	116,100.00
2006	66	66	74	71	277	T31	23,906.67
2007	70	78			148	CUT	
2009	71	73			144	CUT	
2013	72	70			142	CUT	
2016	75	68			143	CUT	
						Total	$219,435.24

STILL, KEN (70.15)

Year	1st	2nd	3rd	4th	Total	Finish	Money
1960	70	71	74	69	284	T37	
1963	70	70	73	74	287	T33	$182.22
1965	68	69	74	72	283	T46	220.00
1966	68	69	73	75	285	T69	
1967	73	69	71	69	282	T37	512.50
1968	67	71	67	70	275	T5	4,050.00
1969	72	68	72	68	280	T35	495.72
1970	72	69	70	70	281	T42	286.67
1971	70	69	71	69	279	T42	352.00
1972	68	70	65	71	274	T7	3,686.66
1973	69	70	70	69	278	T57	420.00
1974	70	71	69	72	282	T52	460.00
1975	69	71	70	68	278	T30	1,270.00
						Total	$11,935.77

STILLS, ADRIAN (73.00)

Year	1st	2nd	3rd	4th	Total	Finish	Money
1986	73	73			146	CUT	
						Total	

STOCKTON, DAVE (69.37)

Year	1st	2nd	3rd	4th	Total	Finish	Money
1966	70	71	73	70	284	T66	
1967	69	72	72	68	281	T32	$625.00
1968	68	68	67	71	274	4	5,000.00
1969	69	67	67	66	269	3	7,100.00
1970	72	67	69	66	274	T6	3,400.00
1971	65	69	68	68	270	T4	4,290.00
1972	66	67	72	72	277	T14	2,062.50
1973	68	69	69	68	274	T36	983.34
1974	65	65	69	69	268	1	40,000.00
1975	69	67	70	70	276	T23	1,725.00
1977	67	70	69	69	275	T22	1,974.00
1980	71	66	70	67	274	T17	4,060.00
1981	66	68	70	68	272	T29	1,826.25
1982	72				72	DQ	
1984	73	73			146	CUT	
1985	73	72			145	CUT	
1986	69	71	75	70	285	T68	1,414.00
1987	72	67	75	73	287	T71	1,330.00
1991	73	72			145	CUT	
						Total	$75,790.09

STOCKTON, JR., DAVE (69.09)

Year	1st	2nd	3rd	4th	Total	Finish	Money
1994	66	66	67	72	271	T3	$57,600.00
1995	65	68	68	68	269	T2	89,600.00
1996	69	72	74	74	289	T67	3,030.00
1997	70	70	70	68	278	T35	7,395.00
1998	68	69	70	70	277	T47	5,022.23
1999	68	68	64	67	267	T6	86,875.00
2000	66	66	70	68	270	T12	61,600.00
2002	70	74			144	CUT	
2003	74	72			146	CUT	
						Total	$311,122.23

STOCKTON, DAVID (74.50)

Year	1st	2nd	3rd	4th	Total	Finish	Money
1991	76	73			149	CUT	
						Total	

STOLZ, ANDRE (75.00)

Year	1st	2nd	3rd	4th	Total	Finish	Money
2004	78	72			150	CUT	
						Total	

STONE, BOB (69.25)

Year	1st	2nd	3rd	4th	Total	Finish	Money
1970	70	69	68	70	277	T21	$902.85
						Total	$902.85

STOPA, STAN (72.00)

Year	1st	2nd	3rd	4th	Total	Finish	Money
1980	71	73			144	CUT	
						Total	

STOREY, TOM (70.13)

Year	1st	2nd	3rd	4th	Total	Finish	Money
1978	68	71	70	70	279	T53	$467.33
1980	69	72			141	CUT	
1981	68	73			141	CUT	
						Total	$467.33

STRAFACI, TOM (72.20)

Year	1st	2nd	3rd	4th	Total	Finish	Money
1955	71	75	76	73	295	T53	
1957	71	72	73	73	289	T40	
1958	70	71	72	72	285	T44	
1959	71	72	71	72	286	T32	$130.00
1960	72	73	69	75	289	T58	
						Total	$130.00

STRAKA, SEPP (68.86)

Year	1st	2nd	3rd	4th	Total	Finish	Money
2019	70	69			139	CUT	
2020	69	72			141	CUT	
2021	66	70	69	66	271	T10	$186,850.00
2022	72	71			143	CUT	
2023	69	67	68	66	270	T38	83,000.00
						TOTAL	$269,850.00

STRANAHAN, DICK (71.25)

Year	1st	2nd	3rd	4th	Total	Finish	Money
1960	72	69	72	77	290	T61	
1964	69	69	70	72	280	T28	$562.50
1968	70	72	75	70	287	T59	
1969	71	69	73	72	285	T62	160.00
1972	68	72	72	71	283	T47	273.48
						Total	$995.98

STRANAHAN, FRANK (70.90)

Year	1st	2nd	3rd	4th	Total	Finish	Money
1953	71	66	65	72	274	T7	
1955	71	76	74	69	290	T39	
1957	68	71	71	73	283	T31	$25.00
1959	74	72	70	72	288	T42	
1960	72	69	70	72	283	T33	103.34
						Total	$128.34

STRANGE, CURTIS (67.74)

Year	1st	2nd	3rd	4th	Total	Finish	Money
1977	65	66	68	70	269	T4	$9,240.00
1978	71	71			142	CUT	
1979	70	66	69	65	270	T3	17,400.00
1980	70	66	67	69	272	T10	7,200.00
1981	68	66	65	68	267	T6	10,425.00
1982	68	66	69	63	266	T4	11,310.00
1983	69	62	69	68	268	1	54,000.00
1984	69	72	69	66	276	T5	15,200.00
1986	71	69	65	68	273	T6	23,450.00
						Total	$148,225.00

STRAUB, AUSTIN (69.50)

Year	1st	2nd	3rd	4th	Total	Finish	Money
1975	65	71	72	68	276	T23	$1,725.00
1979	70	68	74	68	280	T39	1,140.00
						Total	$2,865.00

STRAUB, TIM (76.50)

Year	1st	2nd	3rd	4th	Total	Finish	Money
1993	80	73			153	CUT	
						Total	

STRAZZA, FRANK (72.50)

Year	1st	2nd	3rd	4th	Total	Finish	Money
1952	72	72	74	72	290	T40	
						Total	

STREB, ROBERT (69.07)

Year	1st	2nd	3rd	4th	Total	Finish	Money
2013	67	70	70	73	280	T58	$13,542.00
2014	71	70			141	CUT	
2017	67	73	71	68	279	T57	15,096.00
2018	73	67			140	CUT	
2019	65	68	71	70	274	T21	65,760.00
2020	69	68			137	CUT	
2021	68	68	67	70	273	T19	87,690.00
2022	69	69	68	67	273	T35	43,243.00
2023	69	68			137	CUT	
						Total	$225,331.00

INDIVIDUAL RESULTS

STRECK, RON (70.11)

Year	1st	2nd	3rd	4th	Total	Finish	Money
1977	71	70	68	68	277	T31	$1,165.50
1979	70	70	70	67	277	T28	2,085.00
1981	72	67	67	70	276	T55	666.00
1983	72	64	70	73	279	T43	876.60
1985	66	74	76	74	290	T64	1,266.00
1987	68	72	70	69	279	T29	4,550.00
1988	67	73	73	72	285	T68	1,414.00
						Total	$12,023.10

STREELMAN, KEVIN (68.19)

Year	1st	2nd	3rd	4th	Total	Finish	Money
2008	73	63	62	70	268	T10	$150,000.00
2009	68	66	68	73	275	T51	13,965.00
2010	73	64	68	69	274	T42	21,000.00
2011	66	70	63	66	265	T6	201,000.00
2012	68	69	67	72	276	T47	14,584.61
2013	70	78			148	CUT	
2014	69	68	64	64	265	1	1,116,000.00
2015	69	70			139	CUT	
2016	71	74			145	CUT	
2017	69	70	69	64	272	T8	176,800.00
2018	68	69	67	69	273	T33	39,550.00
2019	67	67	69	69	272	T15	115,200.00
2020	66	66	63	67	262	2	806.600.00
2021	67	72			139	CUT	
2022	71	67	67	67	272	T25	61,835.00
2023	65	72			137	CUT	
						Total	$1,909,934.61

STRICKER, STEVE (69.86)

Year	1st	2nd	3rd	4th	Total	Finish	Money
1994	70	67	67	67	271	T3	$57,600.00
1995	69	71	70	71	281	T57	2,700.00
1996	73	69	76	64	282	T30	8,914.29
2004	73	71			144	CUT	
						Total	$69,214.29

STRICKLER, WILL (71.50)

Year	1st	2nd	3rd	4th	Total	Finish	Money
1984	73	70			153	CUT	
						Total	

STROBLE, BOBBY (76.50)

Year	1st	2nd	3rd	4th	Total	Finish	Money
1984	76	77			153	CUT	
						Total	

STROUD, CHRIS (68.70)

Year	1st	2nd	3rd	4th	Total	Finish	Money
2007	76				76	W/D	
2008	67	69	75	72	283	70	$12,120.00
2009	71	65	68	67	271	T26	41,700.00
2010	69	66	68	71	274	T42	21,000.00
2011	66	69	67	66	268	T17	78,514.29
2012	71	68	69	67	275	T37	24,000.00
2013	66	69	66	67	268	2	658,800.00
2014	67	67	68	69	271	T18	78,120.00
2015	65	67	68	70	270	T10	147,200.00
2016	70	69	66	70	275	T38	25,740.00
2018	70	72			142	CUT	
2019	69	74			143	CUT	
2020	66	72			138	CUT	
						Total	$1,087,194.29

STUARD, BRIAN (69.66)

Year	1st	2nd	3rd	4th	Total	Finish	Money
2010	67	69	70	69	275	T47	$16,140.00
2013	70	75			145	CUT	
2014	74	69			143	CUT	
2015	64	67	71	71	273	T25	41,234.29
2016	70	65	69	71	275	T38	25,740.00
2017	71	78			149	CUT	
2018	70	72			142	CUT	
2019	74	70			144	CUT	
2020	65	67	68	68	268	T20	87,320.00
2021	69	66	70	70	275	T30	45,325.00
2022	70	70			140	CUT	
						Total	$215,759.29

SUCHER, ZACH (69.00)

Year	1st	2nd	3rd	4th	Total	Finish	Money
2015	70	72			142	CUT	
2017	74	69			143	CUT	
2019	64	65	71	67	267	T2	$633,600.00
						Total	$633,600.00

SUH, JUSTIN (70.00)

Year	1st	2nd	3rd	4th	Total	Finish	Money
2019	73	73			146	CUT	
2023	68	66	72	68	274	T56	$46,000.00
						Total	$46,000.00

SULLIVAN, BUD (70.67)

Year	1st	2nd	3rd	4th	Total	Finish	Money
1960	73	70	70	73	286	T45	
1961	71	70	70	70	281	T30	$106.25
1964	67	69	73	72	281	T32	375.00
						Total	$481.25

SULLIVAN, CHIP (69.75)

Year	1st	2nd	3rd	4th	Total	Finish	Money
1997	71	72	67	69	279	T40	$4,790.77
						Total	$4,790.77

SULLIVAN, MIKE (70.93)

Year	1st	2nd	3rd	4th	Total	Finish	Money
1979	73	68	74	69	284	T62	$645.00
1985	76	72			148	CUT	
1986	74	69			143	CUT	
1987	68	72	73	68	281	T38	3,010.00
1988	73	68			141	CUT	
1991	67	68	69	73	277	T24	8,300.00
1992	70	73			143	CUT	
1994	69	68	74	71	282	T47	3,228.00
1996	67	71	72	75	285	T49	3,634.28
1998	72	72			144	CUT	
						Total	$18,817.28

SULLIVAN, TOM (72.75)

Year	1st	2nd	3rd	4th	Total	Finish	Money
1995	69	71	74	77	291	77	$2,208.00
						Total	$2,208.00

SUMMERHAYS, DANIEL (70.06)

Year	1st	2nd	3rd	4th	Total	Finish	Money
2011	69	67	75	74	285	74	$11,640.00
2012	71	72			143	CUT	
2013	71	70			141	CUT	
2015	71	73			144	CUT	
2016	68	69	65	69	271	T11	135,300.00
2017	66	68	73	70	277	T43	19,869.60
						Total	$166,809.60

SUTHERLAND, DAVID (71.75)

Year	1st	2nd	3rd	4th	Total	Finish	Money
1991	75	67			142	CUT	
1997	75	75			150	CUT	
1998	73	70			143	CUT	
1999	67	75			142	CUT	
2000	68	74			142	CUT	
2004	71	71			142	CUT	
						Total	

SUTHERLAND, KEVIN (68.53)

Year	1st	2nd	3rd	4th	Total	Finish	Money
1996	67	65	72	74	278	T9	$40,500.00
1997	67	73	68	66	274	T13	28,125.00
1998	66	67	69	72	274	T25	15,266.66
1999	63	71	71	66	271	T17	37,500.00
2000	68	70	66	65	269	T9	75,600.00
2001	68	67	68	68	271	T17	43,400.00
2002	69	73			142	CUT	
2003	68	68	68	69	273	T11	79,428.57
2004	70	70	67	66	273	T9	109,200.00
2005	65	67	72	69	273	T16	66,650.00
2006	70	72			142	CUT	
2007	68	71	73	65	277	T29	39,900.00
2008	67	65	72	67	271	T27	40,800.00
2009	69	68	73		210	T73	11,460.00
2010	65	65	71	69	270	T13	99,750.00
2013	69	70	68	68	275	T18	76,860.00
						Total	$763,540.23

SUTTER, TOM (75.00)

Year	1st	2nd	3rd	4th	Total	Finish	Money
1995	80	75			155	CUT	
1997	79	71			150	CUT	
1998	71	74			145	CUT	
						Total	

SUTTERFIELD, BRAD (73.00)

Year	1st	2nd	3rd	4th	Total	Finish	Money
1997	73	73			146	CUT	
						Total	

SUTTON, ALEX (70.75)

Year	1st	2nd	3rd	4th	Total	Finish	Money
1959	71	67	74	71	283	T18	$450.00
						Total	$450.00

INDIVIDUAL RESULTS

SUTTON, HAL (69.20)

Year	1st	2nd	3rd	4th	Total	Finish	Money
1983	70	69	68	68	275	T17	$4,060.00
1989	67	71	68	66	272	T7	29,100.00
1990	69	69	70	65	273	T21	10,000.00
1991	70	70	70	68	278	T29	5,955.56
1992	69	69	73	78	289	T71	1,970.00
2000	67	65	72	73	277	T53	6,451.20
2001	67	67	69	67	270	T14	55,800.00
2004	71	71			142	CUT	
						Total	$113,336.76

SVENSSON, ADAM (69.00)

Year	1st	2nd	3rd	4th	Total	Finish	Money
2019	73	67			140	CUT	
2022	71	64	66	71	272	T25	$61,835.00
2023	71	69			140	CUT	
						Total	$61,835.00

SVOBODA, ANDREW (70.28)

Year	1st	2nd	3rd	4th	Total	Finish	Money
2013	74	71			145	CUT	
2014	62	71	77	66	281	T71	$12,214.00
2015	72	73			145	CUT	
2018	74	69			143	CUT	
2021	69	69	72	69	279	T61	16,206.00
2023	68	65	73	71	277	T64	43,200.00
						Total	$71,620.00

SWAFFORD, HUDSON (69.56)

Year	1st	2nd	3rd	4th	Total	Finish	Money
2014	66	71	66	69	272	T24	$57,040.00
2015	68	72			140	CUT	
2016	67	71	68	69	275	T38	25,740.00
2017	66	71	74	70	281	T66	14,008.00
2020	71	67			138	CUT	
2021	75	71			146	CUT	
						Total	$96,788.00

SWARTZ, MIKE (76.00)

Year	1st	2nd	3rd	4th	Total	Finish	Money
1996	76	76			152	CUT	
						Total	

TALLMAN, CHRIS (77.00)

Year	1st	2nd	3rd	4th	Total	Finish	Money
2019	78	76			154	CUT	
						Total	

TAMBELLINI, ROGER (72.33)

Year	1st	2nd	3rd	4th	Total	Finish	Money
2004	75	72			147	CUT	
2006	73	72			145	CUT	
2010	70	72			142	CUT	
						Total	

TANAKA, HIDEMICHI (69.28)

Year	1st	2nd	3rd	4th	Total	Finish	Money
2002	64	70	68	71	273	T13	$72,800.00
2003	72	67	73	70	282	T58	8,800.00
2004	68	69	67	70	274	T13	69,825.00
2005	66	70	74	65	275	T25	32,823.34
2006	69	74			143	CUT	
						Total	$184,248.34

TANIHARA, HIDETO (73.50)

Year	1st	2nd	3rd	4th	Total	Finish	Money
2005	73	74			147	CUT	
						Total	

TAPIE, ALAN (69.38)

Year	1st	2nd	3rd	4th	Total	Finish	Money
1976	72	70	66	68	276	T18	$2,730.00
1977	70	66	70	68	274	T17	2,730.00
1978	69	69	74	72	284	T73	
1979	67	72	69	68	276	T20	3,026.25
						Total	$8,486.25

TARREN, CALLUM (68.00)

Year	1st	2nd	3rd	4th	Total	Finish	
2022	67	72			139	CUT	
2023	67	69	63	70	269	T33	$109,000.00
						Total	$109,000.00

TARNOW, PAUL (74.33)

Year	1st	2nd	3rd	4th	Total	Finish	Money
1953	71	75	77		223	W/D	
						Total	

TATAURANGI, PHIL (71.33)

Year	1st	2nd	3rd	4th	Total	Finish	Money
1994	73	73			146	CUT	
1997	69	69	68	67	273	T9	$39,000.00
1998	70	70			140	CUT	
1999	72	74			146	CUT	
2004	81	70			151	CUT	
						Total	$39,000.00

TAYLOR, BEN (70.00)

Year	1st	2nd	3rd	4th	Total	Finish	Money
2023	66	74			140	CUT	
						Total	

TAYLOR, HARRY (70.90)

Year	1st	2nd	3rd	4th	Total	Finish	Money
1980	73	71			144	CUT	
1987	68	67	73	75	283	T50	$1,653.75
1988	68	72	69	69	278	T36	3,013.78
1990	71	72			143	CUT	
1993	71	73	68	71	283	T38	3,800.00
1995	70	71	71	75	287	76	2,256.00
						Total	$10,723.53

TAYLOR, NICK (71.00)

Year	1st	2nd	3rd	4th	Total	Finish	Money
2010	71	68			139	CUT	
2015	75	71			146	CUT	
2016	68	71	68	72	279	T64	$13,794.00
2017	71	75			146	CUT	
2018	72	73			145	CUT	
2019	69	69	72		210	T71	13,824.00
2021	70	72			142	CUT	
						Total	$27,618.00

TAYLOR, VAUGHN (69.13)

Year	1st	2nd	3rd	4th	Total	Finish	Money
2004	71	69	70	70	280	T54	$9,618.00
2005	65	70	71	66	272	T12	87,075.00
2006	69	70	72	70	281	T53	10,090.67
2007	72	72			144	CUT	
2008	67	68	78	69	282	69	12,240.00
2009	69	68	72	73	282	72	11,760.00
2010	67	65	67	70	269	T9	156,000.00
2011	65	66	69	70	270	T33	33,960.00
2012	70	70	65	65	270	T11	132,000.00
2013	69	73			142	CUT	
2014	67	71	71	70	279	T61	13,206.00
2016	64	71	70	70	275	T38	25,740.00
2017	68	69	72	70	279	T57	15,096.00
2018	66	72	71	68	277	T47	17,578.00
2019	68	66	69	65	268	4	345,600.00
2020	70	69			139	CUT	
2021	70	69			139	CUT	
						Total	$869,963.67

TEATER, JOSH (69.33)

Year	1st	2nd	3rd	4th	Total	Finish	Money
2011	71	69			140	CUT	
2019	68	68	69	71	276	T36	$32,451.43
						Total	$32,451.43

TEDESCO, LARRY (75.50)

Year	1st	2nd	3rd	4th	Total	Finish	Money
1997	79	72			151	CUT	
						Total	

TEN BROECK, LANCE (70.81)

Year	1st	2nd	3rd	4th	Total	Finish	Money
1980	68	71	73	72	284	66	$624.00
1982	72	68			140	CUT	
1983	70	71			141	CUT	
1984	67	70	72	69	278	T9	11,200.00
1985	75	72			147	CUT	
1988	75	67			142	CUT	
1989	70	70	72	72	284	T70	1,980.00
1990	68	68	79	69	284	T72	1,940.00
1991	69	69	71	71	280	T42	3,072.00
1992	71	71	77	70	289	T71	1,970.00
1993	69	68	74	69	280	T20	10,833.33
						Total	$31,619.33

TENNYSON, BRIAN (68.93)

Year	1st	2nd	3rd	4th	Total	Finish	Money
1988	69	71	69	69	278	T36	$3,013.78
1989	66	71	66	71	274	T14	18,000.00
1990	69	69	65	67	270	T6	32,375.00
1991	70	73			143	CUT	
						Total	$53,388.78

TERAVAINEN, PETER (71.00)

Year	1st	2nd	3rd	4th	Total	Finish	Money
1980	71	71			142	CUT	
						Total	

INDIVIDUAL RESULTS

TERESKIEWICZ, JOE (73.25)

Year	1st	2nd	3rd	4th	Total	Finish	Money
1952	70	75	75	73	293	T45	
						Total	

TERRY, RON (70.50)

Year	1st	2nd	3rd	4th	Total	Finish	Money
1980	68	73			141	CUT	
						Total	

TESORI, PAUL (86.00)

Year	1st	2nd	3rd	4th	Total	Finish	Money
1997	86				86	W/D	
						Total	

TEWELL, DOUG (70.22)

Year	1st	2nd	3rd	4th	Total	Finish	Money
1975	68	76			144	CUT	
1978	72	68	75	74	289	77	
1979	77	69			146	CUT	
1985	73				73	W/D	
1987	68	68	68	69	273	T6	$24,325.00
1988	68	71	69	70	278	T36	3,013.78
1989	69	66	68	72	275	T17	12,222.22
1991	72	75			147	CUT	
1993	71	70	71	71	283	T38	3,800.00
1994	67	68	70	71	276	T15	19,200.00
1995	73	74			147	CUT	
1998	66	66	68	67	267	T4	82,666.66
						Total	$145,227.66

THATCHER, ROLAND (69.67)

Year	1st	2nd	3rd	4th	Total	Finish	Money
2004	70	69	75	70	284	T71	$8,232.00
2009	70	72			142	CUT	
2010	71	71			142	CUT	
2012	66	67	65	70	268	T4	236,250.00
						Total	$244,482,00

THEEGALA, SAHITH (67.60)

Year	1st	2nd	3rd	4th	Total	Finish	Money
2020	69	71			140	CUT	
2022	67	65	64	67	263	T2	$738,700.00
2023	66	70	66	71	273	T52	$47,900.00
						Total	$786,600.00

THOMAS, CRAIG (72.50)

Year	1st	2nd	3rd	4th	Total	Finish	Money
1991	73	72			145	CUT	
						Total	

THOMAS, STEVE (68.75)

Year	1st	2nd	3rd	4th	Total	Finish	Money
1988	69	69	68	69	275	T19	$7,365.55
						Total	$7,365.55

THOMAS, JUSTIN (68.77)

Year	1st	2nd	3rd	4th	Total	Finish	Money
2013(a)	72	66	66	73	277	T30	
2015	69	70			139	CUT	
2016	68	69	69	62	268	T3	$382,800.00
2017	73	72			145	CUT	
2018	66	69	70	73	278	T56	15,680.00
2019	68	68	70	70	276	T36	32,451.43
2020	71	71			142	CUT	
2023	70	64	62	67	263	T9	525,000.00
						Total	$955,931.43

THOMPSON, ALVIE (70.75)

Year	1st	2nd	3rd	4th	Total	Finish	Money
1968	70	67	71	75	283	T39	$471.66
						Total	$471.66

THOMPSON, BARNEY (69.33)

Year	1st	2nd	3rd	4th	Total	Finish	Money
1975	70	69	69	70	278	T30	$1,270.00
1977	70	65	70	70	275	T22	1,974.00
1978	71	68	68	72	279	T53	467.33
						Total	$3,711.33

THOMPSON, CHRIS (72.50)

Year	1st	2nd	3rd	4th	Total	Finish	Money
2019	72	73			145	CUT	
						Total	

THOMPSON, CURTIS (70.50)

Year	1st	2nd	3rd	4th	Total	Finish	Money
2022	71	70			141	CUT	
						Total	

THOMPSON, DAVIS (69.50)

Year	1st	2nd	3rd	4th	Total	Finish	Money
2021	73	68			141	CUT	
2023	67	70			137	CUT	
					Total		

THOMPSON, DICKY (72.38)

Year	1st	2nd	3rd	4th	Total	Finish	Money
1991	73	68	65	72	278	T29	$5,955.55
1992	77	82			159	W/D	
1995	71	71			142	CUT	
						Total	$5,955.55

THOMPSON, JIMMY (73.25)

Year	1st	2nd	3rd	4th	Total	Finish	Money
1952	73	74	71	75	293	T45	
						Total	

THOMPSON, KYLE (70.50)

Year	1st	2nd	3rd	4th	Total	Finish	Money
2008	72	67			139	CUT	
2012	76	88			144	CUT	
2018	71	67	73	70	281	T69	$14,000.00
						Total	$14,000.00

THOMPSON, LEONARD (70.37)

Year	1st	2nd	3rd	4th	Total	Finish	Money
1975	73	69	69	69	280	T41	$760.00
1976	71	70	66	72	279	T26	1,491.00
1977	71	68	68	71	278	T39	840.00
1978	67	70	68	69	274	T22	1,715.00
1979	69	69	71	69	278	T32	1,775.00
1980	68	68	69	67	272	T10	7,200.00
1982	68	72			140	CUT	
1984	75				75	W/D	
1986	69	73	69	69	280	T43	2,045.40
1987	75	67	72	72	286	T65	1,435.00
1988	71	71			142	CUT	
1989	68	70	69	72	279	T47	2,568.57
1990	70	73			143	CUT	
1992	70	73			143	CUT	
1993	76	71			147	CUT	
1996	73	79			152	CUT	
						Total	$19,829.97

THOMPSON, MICHAEL H. (70.08)

Year	1st	2nd	3rd	4th	Total	Finish	Money
2008 (a)	65	67	72	73	277	T59	
2011	67	65	68	62	262	4	$288,000.00
2012	78	72			150	CUT	
2013	73	72			145	CUT	
2014	73	70			143	CUT	
2015	71	69			140	CUT	
2016	75	68			143	CUT	
2017	75	72			147	CUT	
2020	64	71	70	68	273	T46	19,869.00
2021	72	70			142	CUT	
						Total	$307,869.00

THOMPSON, NICHOLAS (69.10)

Year	1st	2nd	3rd	4th	Total	Finish	Money
2006	74	67			141	CUT	
2008	67	69	68	68	272	T34	$32,400.00
2009	66	72			138	CUT	
2010	68	70	66	66	270	T13	$99,750.00
2013	71	66	66	73	276	T24	49,410.00
2014	73	73			146	CUT	
2015	66	67	70	68	271	T15	102,400.00
						Total	$283,960.00

THOMPSON, ROBERT (70.79)

Year	1st	2nd	3rd	4th	Total	Finish	Money
1982	70	67	70	70	277	T60	$657.00
1987	71	71	69	72	283	T50	1,653.75
1988	75	70			145	CUT	
1989	73	70			143	CUT	
1991	74	69			143	CUT	
						Total	$2,310.75

THOMPSON, ROCKY (69.82)

Year	1st	2nd	3rd	4th	Total	Finish	Money
1965	71	72	67	68	278	T13	$1,600.00
1966	71	71	72	67	281	T51	33.34
1967	71	69	70	70	280	T28	737.50
1968	68	69	69	71	277	T11	2,200.00
1970	69	70	69	68	276	T13	1,550.00
1982	74	70			144	CUT	
						Total	$6,120.84

THOMSEN, JEFF (70.25)

Year	1st	2nd	3rd	4th	Total	Finish	Money
1980	68	73			141	CUT	
1982	71	69			140	CUT	
						Total	

THOMSON, PETER (69.25)

Year	1st	2nd	3rd	4th	Total	Finish	Money
1966	67	75	66	69	277	T26	$800.00
						Total	$800.00

INDIVIDUAL RESULTS

THORBJORNSEN, MICHAEL (68.00)

Year	1st	2nd	3rd	4th	Total	Finish	Money
2022(a)	68	65	66	66	265	4	
2023(a)	77	66			143	CUT	
						Total	

THORE, DAVID (70.85)

Year	1st	2nd	3rd	4th	Total	Finish	Money
1977	72	68	70	72	282	T64	$351.83
1979	70	71	70	69	280	T39	1,140.00
1980	69	69	72	69	279	T46	790.50
1981	70	68	72	71	281	T80	522.00
1982	74	66			140	CUT	
1985	80	75			155	CUT	
						Total	$2,804.33

THORNTON, BILL (72.17)

Year	1st	2nd	3rd	4th	Total	Finish	Money
1953	72	71	71	71	285	T37	
1956	73	74	72	76	295	T71	
1957	74	74	72	66	286	T37	
						Total	

THORPE, CHUCK (69.88)

Year	1st	2nd	3rd	4th	Total	Finish	Money
1972	67	73	71	74	285	T60	$217.39
1973	70	70	66	68	274	T36	983.33
						Total	$1,200.72

THORPE, JIM (70.34)

Year	1st	2nd	3rd	4th	Total	Finish	Money
1980	65	72	67	68	272	T10	$7,200.00
1981	67	67	71	65	270	T15	4,357.50
1982	70	73			143	CUT	
1983	71	68	68	71	278	T39	1,260.00
1985	69	69	69	73	280	44	2,100.00
1986	69	69	71	76	285	T68	1,414.00
1987	65	70	73	70	278	T24	5,810.00
1989	74	70			144	CUT	
1991	72	69	77	67	285	T68	2,030.00
1992	70	73			143	CUT	
1993	75	73			148	CUT	
1996	73	74			147	CUT	
						Total	$24,171.50

TIDLAND, CHRIS (71.17)

Year	1st	2nd	3rd	4th	Total	Finish	Money
2001	70	70	69	69	278	T55	$6,975.00
2007	74	75			149	CUT	
						Total	$6,975.00

TIZIANI, MARIO (70.25)

Year	1st	2nd	3rd	4th	Total	Finish	Money
2005	67	71	71	72	281	T61	$9,331.00
						Total	$9,331.00

TODD, BRENDON (68.86)

Year	1st	2nd	3rd	4th	Total	Finish	Money
2009	73	70			143	CUT	
2012	69	72			141	CUT	
2015	67	70	67	67	271	T15	102,400.00
2016	72	69			141	CUT	
2020	66	65	61	75	267	T11	139,983.33
2021	68	69	67	71	275	T30	45,325.00
2022	72	67			139	CUT	
2023	65	73			138	CUT	
						Total	$287,708.33

TODD, RICK (74.50)

Year	1st	2nd	3rd	4th	Total	Finish	Money
1990	78	71			149	CUT	
						Total	

TOEPEL, JOHN (69.75)

Year	1st	2nd	3rd	4th	Total	Finish	Money
1972	70	70	71	68	279	T26	$906.50
						Total	$906.50

TOLEDO, ESTEBAN (70.46)

Year	1st	2nd	3rd	4th	Total	Finish	Money
1994	69	70	76	73	288	T66	$2,484.00
1998	69	68	71	71	279	T63	4,300.00
1999	72	73			145	CUT	
2000	70	69	71	69	279	T66	5,656.00
2001	66	74	71	66	277	T50	7,477.20
2002	74	64	72	70	280	T54	9,000.00
2003	70	73			143	CUT	
2004	69	66	74	73	282	T61	8,946.00
						Total	$37,863.20

TOLLES, TOMMY (73.63)

Year	1st	2nd	3rd	4th	Total	Finish	Money
1995	72	72			144	CUT	
1999	75	76			151	CUT	
2001	72	74			146	CUT	
2004	71	77			148	CUT	
						Total	

TOMASULO, PETER (72.00)

Year	1st	2nd	3rd	4th	Total	Finish	Money
2009	71	73			144	CUT	
						Total	$0.00

TOMS, DAVID (70.39)

Year	1st	2nd	3rd	4th	Total	Finish	Money
1992	69	72	75	66	282	T26	$6,665.00
1993	76	79			155	CUT	
1994	66	68	74	76	284	T55	2,700.00
1996	71	74			145	CUT	
1998	72	66	70	65	273	T20	22,480.00
1999	69	72			141	CUT	
2007	67	65	69	71	272	T6	201,000.00
2008	67	69	64	71	217	T27	40,800.00
2009	65	65	66	65	261	T2	528,000.00
2010	66	68	71	69	274	T42	21,000.00
2011	69	66	69	64	268	T17	78,514.29
2015	69	67	66	70	272	T20	71,936.00
2016	67	71	70	75	283	73	12,804.00
						Total	$985,899.29

TORTORICI, VICTOR (73.00)

Year	1st	2nd	3rd	4th	Total	Finish	Money
1980	74	74			148	CUT	
1982	72	72			144	CUT	
						Total	

TORZA, FELICE (71.25)

Year	1st	2nd	3rd	4th	Total	Finish	Money
1954	71	72	69	73	285	T35	
						Total	

TORZA, HUGO (73.00)

Year	1st	2nd	3rd	4th	Total	Finish	Money
1953	73	73			146	W/D	
						Total	

TOSCANO, HARRY (70.50)

Year	1st	2nd	3rd	4th	Total	Finish	Money
1967	70	73	74	68	285	T47	$220.00
1972	70	65	74	70	279	T26	906.50
						Total	$1,126.50

TOSKI, BEN (72.75)

Year	1st	2nd	3rd	4th	Total	Finish	Money
1953	72	76	69	74	291	T48	
						Total	

TOSKI, BOB (70.38)

Year	1st	2nd	3rd	4th	Total	Finish	Money
1952	69	68	73	71	281	T8	$513.33
1953	66	66	70	67	269	1	2,400.00
1954	70	70	66	72	278	T16	245.00
1955	71	73	77	72	293	T50	
1956	75	70	70	67	282	T24	160.00
1957	71	68	71	71	281	T19	337.50
1959	72	71	71	71	285	T28	175.00
1965	78	66	68	71	283	T46	220.00
						Total	$4,050.83

TOWNS, KEN (70.58)

Year	1st	2nd	3rd	4th	Total	Finish	Money
1956	67	71	69	71	278	T12	$500.00
1965	72	70	71	77	290	T77	
1966	69	68	70	72	279	T38	481.67
						Total	$981.67

TRACY, ETHAN (70.25)

Year	1st	2nd	3rd	4th	Total	Finish	Money
2018	68	69	72	72	281	T69	$14,000.00
						Total	$14,000.00

TRAHAN, D.J. (69.24)

Year	1st	2nd	3rd	4th	Total	Finish	Money
2003	73	67	74	71	285	T71	$7,880.00
2005	71	68	67	69	275	T25	32,823.33
2006	67	68	72	73	280	T48	11,193.60
2007	71	72			143	CUT	
2008	67	70	62	71	270	T19	65,250.00
2009	66	68	68	65	267	T14	105,000.00
2011	69	62	68	69	268	T17	78,514.28
2012	73	67	71		211	T76	11,040.00
2013	71	68	68	70	277	T30	32,584.00
2020	67	76			143	CUT	
2021	73	70			143	CUT	
						Total	$344,285.21

INDIVIDUAL RESULTS

TRAINER, MARTIN (73.75)

Year	1st	2nd	3rd	4th	Total	Finish	Money
2019	74	69			143	CUT	
2020	77	77			154	CUT	
2021	74	71			145	CUT	
2022	76	72			148	CUT	
						Total	

TREMBLAY, CHRIS (80.00)

Year	1st	2nd	3rd	4th	Total	Finish	Money
1995	83	77			160	CUT	
						Total	

TREVINO, LEE (68.48)

Year	1st	2nd	3rd	4th	Total	Finish	Money
1967	67	69	72	68	276	T10	$2,150.00
1969	70	67	68	70	275	T13	1,700.00
1970	73	67	68	70	278	T28	725.00
1972	64	68	72	65	269	1	25,000.00
1973	67	65	69	65	266	T3	9,750.00
1974	68	65	69	72	274	4	9,400.00
1975	72	65	68	69	274	T13	3,400.00
1976	68	70	66	67	271	4	9,870.00
1977	66	71	70	67	274	T17	2,730.00
1980	65	68	68	70	271	T5	10,170.00
1985	78	70			148	CUT	
1986	70	70	70	68	278	T29	4,355.14
1987	67	69	70	66	272	T4	30,800.00
1988	67	69	74	65	275	T19	7,365.55
1989	70	64	70	67	271	T4	41,333.33
						Total	$158,749.02

TRINGALE, CAMERON (69.83)

Year	1st	2nd	3rd	4th	Total	Finish	Money
2010	69	75			144	CUT	
2011	71	67			138	CUT	
2012	69	70	68	64	271	T15	$102,000.00
2013	69	72			141	CUT	
2018	72	65	74	70	281	T69	$14,000.00
2019	66	69	75		210	T71	13,824.00
2020	70	73			143	CUT	
2021	71	68			139	CUT	
2022	72	67			139	CUT	
						Total	$129,824.00

TRIPLETT, KIRK (69.17)

Year	1st	2nd	3rd	4th	Total	Finish	Money
1990	69	66	68	69	272	T13	$16,625.00
1991	70	70	75	75	290	T73	1,930.00
1992	68	68	71	78	285	T46	2,674.28
1993	68	69	72	72	281	T26	7,550.00
1994	71	66	69	67	273	T7	38,700.00
1995	64	67	69	69	269	T2	89,600.00
1996	71	70	70	74	285	T49	3,634.28
1997	74	70			144	CUT	
1998	72	67	67	69	275	T31	11,860.00
1999	65	66	69	69	269	T11	57,500.00
2000	64	72	61	67	264	3	190,400.00
2001	68	71	65	65	269	T7	83,921.43
2002	66	70	69	71	276	T27	27,800.00
2004	68	67	69	70	274	T13	69,825.00
2006	72	67	68	70	277	T31	23,906.67
2007	70	75			145	CUT	
2009	69	71			140	CUT	
2010	69	70			139	CUT	
						Total	$625,926.66

TRITTLER, PAUL (69.00)

Year	1st	2nd	3rd	4th	Total	Finish	Money
1988	72	70			142	CUT	
1990	67	67	67	71	272	T13	$16,625.00
						Total	$16,625.00

TRIXLER, DENNIS (72.42)

Year	1st	2nd	3rd	4th	Total	Finish	Money
1980	70	73			143	CUT	
1985	72	69	70	72	283	T54	$1,386.00
1986	77	77			154	CUT	
1993	70	74	72	73	289	T68	2,000.00
						Total	$3,386.00

TROMBLEY, BILL (71.75)

Year	1st	2nd	3rd	4th	Total	Finish	Money
1957	71	71	72	73	287	39	
						Total	

TRYBA, TED (71.69)

Year	1st	2nd	3rd	4th	Total	Finish	Money
1990	71	75			146	CUT	
1993	75	69	67	71	282	T30	$5,812.50
1994	68	66	69	75	278	T22	12,000.00
1995	72	69	72	73	286	T74	2,292.00
1996	75	68	77	72	292	T77	2,775.00
1997	80	70			150	CUT	
1998	68	70	70	74	282	T72	3,920.00
1999	72	64	62	68	266	T3	130,000.00
2000	74	74			148	CUT	
2001	73	75			148	CUT	
2002	75	78			153	CUT	
2004	77	73			150	CUT	
						Total	$156,799.50

TRYON, TY (72.50)

Year	1st	2nd	3rd	4th	Total	Finish	Money
2003	74	71			145	CUT	
						Total	

TUCKER, CHRIS (70.50)

Year	1st	2nd	3rd	4th	Total	Finish	Money
1992	70	73			143	CUT	
1993	70	72	68	70	280	T20	$10,833.33
						Total	$10,833.33

TURNER, JEROD (72.50)

Year	1st	2nd	3rd	4th	Total	Finish	Money
2010	75	73			148	CUT	
2011	72	70			142	CUT	
						Total	

TURNESA, JIM (70.93)

Year	1st	2nd	3rd	4th	Total	Finish	Money
1952	70	74	71	70	285	T20	$205.00
1953	67	64	72	70	273	T3	1,100.00
1954	69	69	69	72	279	T18	225,00
1955	73	73	73	67	286	T25	150.00
1957	72	70	69	71	282	T23	184.29
1958	69	73	71	69	282	T35	20.00
1959	71	72	71	77	291	T56	
1960	71	72	68	72	283	T33	103.33
1961	69	70	68	77	284	T48	
1962	74	69	74	70	287	T48	
1963	70	74	72	73	289	T50	
						Total	$1,987.62

TURNESA, MARC (71.14)

Year	1st	2nd	3rd	4th	Total	Finish	Money
2008	69	72			141	CUT	
2009	73	67			140	CUT	
2011	76	24			100	DQ	
2014	72	69			141	CUT	
						Total	

TUTEN, BILLY (72.50)

Year	1st	2nd	3rd	4th	Total	Finish	Money
1989	71	74			145	CUT	
						Total	

TWAY, BOB (69.38)

Year	1st	2nd	3rd	4th	Total	Finish	Money
2000	68	70	64	68	270	T12	$61,600.00
2006	67	72	74	69	282	T59	9,636.00
2007	71	70	69	69	279	T36	27,042.86
2008	69	70			139	CUT	
2009	69	71			140	CUT	
						Total	$98,278.86

TWAY, KEVIN (68.81)

Year	1st	2nd	3rd	4th	Total	Finish	Money
2011	72	68			140	CUT	
2014	71	65	69	68	273	T26	$45,800.00
2017	73	67	71	66	277	T43	19,869.60
2018	71	64	67	65	267	T6	234,500.00
2019	68	68	66	67	269	T5	262,800.00
2020	72	70			142	CUT	
2021	70	66	73	71	280	T66	15,540.00
2022	71	67	69	74	281	67	17,679.00
2023	68	66	70	69	273	T52	47,900.00
						TOTAL	$644,088.60

TWIGGS, GREG (72.58)

Year	1st	2nd	3rd	4th	Total	Finish	Money
1985	74	70			144	CUT	
1986	73	71			144	CUT	
1989	76	77			153	CUT	
1990	69	71			140	CUT	
1991	69	74			143	CUT	
1994	72	75			147	CUT	
						Total	

INDIVIDUAL RESULTS

TWITTY, HOWARD (69.85)

Year	1st	2nd	3rd	4th	Total	Finish	Money
1977	67	69	69	71	276	T25	$1,585.50
1978	70	63	66	71	270	T5	8,085.00
1979	70	71	71	70	282	T55	684.00
1980	68	66	63	69	266	1	54,000.00
1981	68	68	67	72	275	T51	715.50
1982	68	67	67	68	270	T18	4,050.00
1983	70	70			140	CUT	
1984	67	77	74	68	286	T45	1,083.55
1985	75	71			146	CUT	
1986	72	67	69	71	279	T36	3,154.86
1987	68	72	68	72	280	T34	3,692.50
1988	70	70	69	74	283	T64	1,470.00
1989	67	68	75	67	277	T34	4,942.86
1990	72	66	72	73	283	T70	1,990.00
1991	69	72	66	69	276	T20	11,650.00
1993	73	66	74	69	282	T30	5,812.50
1994	72	71			143	CUT	
1995	74	70			144	CUT	
1997	77	72			149	CUT	
1998	74	69			143	CUT	
						Total	$102,916.27

TYNER, TRAY (72.40)

Year	1st	2nd	3rd	4th	Total	Finish	Money
1992	76	76			152	W/D	
1995	75	71			146	CUT	
1996	70	70	68	71	279	T12	$28,500.00
1997	74	73			147	CUT	
						Total	$28,500.00

UIHLEIN, PETER (72.33)

Year	1st	2nd	3rd	4th	Total	Finish	Money
2006	72	74			146	CUT	
2015	72	70			142	CUT	
2019	76	70			146	CUT	
						Total	

ULOZAS, TOM (69.50)

Year	1st	2nd	3rd	4th	Total	Finish	Money
1972	66	71	70	74	281	T35	$635.16
1973	71	67	68	69	275	T39	820.00
						Total	$1,455.16

ULRICH, WALLY (70.94)

Year	1st	2nd	3rd	4th	Total	Finish	Money
1952	68	69	73	76	286	T24	$165.00
1953	74	68	70	71	283	T31	52.50
1954	73	68	67	72	280	T20	205.00
1955	75	70	73	68	286	T25	150.00
						Total	$572.50

UNDERWOOD, HAL (71.75)

Year	1st	2nd	3rd	4th	Total	Finish	Money
1969	67	71	67	73	278	T27	$725.00
1970	71	71	79	72	293	73	173.91
1971	72	69	77	72	290	T85	115.00
						Total	$1,013.91

UNGER, BOB (70.50)

Year	1st	2nd	3rd	4th	Total	Finish	Money
1975	71	68	74	69	282	T54	$445.00
						Total	$445.00

UPPER, BRETT (69.88)

Year	1st	2nd	3rd	4th	Total	Finish	Money
1984	79	72			151	CUT	
1985	71	68	66	68	273	T6	$19,425.00
1987	71	73			144	CUT	
1988	67	66	69	69	271	T6	24,325.00
1989	70	70	73	66	279	T47	2,568.58
						Total	$46,318.58

URESTI, OMAR (69.68)

Year	1st	2nd	3rd	4th	Total	Finish	Money
1995	73	69			142	CUT	
1998	67	64	72	74	277	T47	$5,022.22
1999	66	69	71	69	275	T41	9,250.00
2000	69	70	70	72	281	T76	5,208.00
2004	68	70	67	69	274	T13	69,825.00
2005	69	70	71	70	280	T54	9,718.00
2006	69	73			142	CUT	
2008	70	70			140	CUT	
2010	70	70			140	CUT	
						Total	$99,023.22

UTLEY, STAN (70.58)

Year	1st	2nd	3rd	4th	Total	Finish	Money
1990	72	70			142	CUT	
1991	72	71			143	CUT	
1992	74	70			144	W/D	
1994	74	68			142	CUT	
2003	71	67	68	70	276	T26	$28,400.00
						Total	$28,400.00

VALENTINE, TOMMY (71.28)

Year	1st	2nd	3rd	4th	Total	Finish	Money
1980	69	72			141	CUT	
1981	70	68	66	68	272	T29	$1,826.25
1983	67	68	71	74	280	T53	698.00
1984	70	74	75	77	296	79	728.00
1985	73	70			143	CUT	
1986	76	75			151	CUT	
						Total	$3,252.25

VAN ASWEGEN, TYRONE (69.06)

Year	1st	2nd	3rd	4th	Total	Finish	Money
2014	68	70	67	68	273	T26	$45,880.00
2015	68	69	69	71	277	T60	13,888.00
2016	67	66	65	71	269	T5	231,825.00
2017	69	73			142	CUT	
2018	72	72			144	CUT	
						Total	$291,593.00

VAN DE VELDE, JEAN (69.67)

Year	1st	2nd	3rd	4th	Total	Finish	Money
2000	69	68	69	71	277	T53	$6,451.20
2001	69	72			141	CUT	
						Total	$6,451.20

VAN DER WALT, DAWIE (71.00)

Year	1st	2nd	3rd	4th	Total	Finish	Money
2016	71	71			142	CUT	
2022	73	69			142	CUT	
						Total	

VAN DER WALT, TJAART (68.63)

Year	1st	2nd	3rd	4th	Total	Finish	Money
2005	68	66	68	64	266	2	$464,400.00
2006	72	67	72	72	283	T63	9,328.00
						Total	$473,728.00

VAN PELT, BO (68.90)

Year	1st	2nd	3rd	4th	Total	Finish	Money
1999	71	72			143	CUT	
2002	72	73			145	CUT	
2004	69	68	68	70	275	T21	$42,000.00
2005	67	71	71	66	275	T25	32,823.34
2007	73	68	67	64	272	T6	201,000.00
2008	72	67			139	CUT	
2009	66	68	64	67	265	T9	168,000.00
2010	69	66	70	68	273	T34	29,025.00
2011	66	65	69	67	267	T13	112,500.00
2012	70	67	67	69	273	T24	49,800.00
2013	67	70	72	69	278	T43	19,626.00
2014	69	68	73	70	280	T67	12,586.00
2015	70	68	65	66	269	T7	199,466.67
2020	74	69			143	CUT	
2021	77	71			148	CUT	
						Total	$866,827.01

VAN ROOYEN, ERIK (72.50)

Year	1st	2nd	3rd	4th	Total	Finish	Money
2023	72	73			145	CUT	
						Total	

VAN ZYL, JACO (72.00)

Year	1st	2nd	3rd	4th	Total	Finish	Money
2007	73	71			144	CUT	
						Total	

VARNER III, HAROLD (68.85)

Year	1st	2nd	3rd	4th	Total	Finish	Money
2017	70	72			142	CUT	
2018	70	69			139	CUT	
2019	69	66	72	67	274	T21	$65,760.00
2020	66	69	69	66	270	T32	42,254.00
2021	70	68	68	71	277	T47	19,377.43
2022	72	63	67	73	275	T43	31,125.00
						Total	$158,516.43

VEAZEY, VANCE (70.83)

Year	1st	2nd	3rd	4th	Total	Finish	Money
1998	74	65	68	69	276	T36	$8,209.09
2003	71	72			143	CUT	
2006	69	73			142	CUT	
2007	75	73			148	CUT	
2010	74	67			141	CUT	
						Total	$8,209.09

INDIVIDUAL RESULTS

VEGAS, JHONATTAN (69.29)

Year	1st	2nd	3rd	4th	Total	Finish	Money
2011	69	67	68	66	270	T33	$33,960.00
2012	73	72			145	CUT	
2014	69	70	65	70	274	T31	32,296.00
2015	66	69	67	74	276	T54	14,528.00
2017	71	73			144	CUT	
2018	73	68			141	CUT	
2020	71	65	67	66	269	T24	57,627.50
2022	72	72			144	CUT	
						Total	$138,411.50

VENTURA, KRIS (70.25)

Year	1st	2nd	3rd	4th	Total	Finish	Money
2021	69	69	71	72	281	T70	$15,022.00
						Total	$15,022.00

VENTURI, KEN (70.10)

Year	1st	2nd	3rd	4th	Total	Finish	Money
1958	70	73	67	70	280	T26	$168.00
1959	70	70	70	68	278	T6	1,150.00
1960	69	66	68	70	273	4	1,500.00
1961	69	68	68	71	276	T9	1,016.67
1962	71	70	69	78	288	T52	
1963	73	68	68	74	283	T18	725.00
1964	70	63	69	71	273	1	7,500.00
1983	73	79			152	CUT	
						Total	$12,059.67

VERIATO, STEVEN (71.00)

Year	1st	2nd	3rd	4th	Total	Finish	Money
1976	70	71	72	71	284	T53	$477.75
						Total	$477.75

VERPLANK, SCOTT (69.25)

Year	1st	2nd	3rd	4th	Total	Finish	Money
1986	73	71			144	CUT	
1987	71	69	73	73	286	T65	$1,435,00
1988	71	73			144	CUT	
1991	80	72			152	CUT	
1992	73	74			147	CUT	
2001	72	67	71	61	271	T17	43,400.00
2002	65	70	63	71	269	4	192,000.00
2006	65	69	71	71	276	T21	39,160.00
2009	67	68	68	62	265	T9	168,000.00
2010	67	69	66	64	266	T2	528,000.00
2011	67	69	69	68	273	T52	14,310.00
						Total	$986,305.00

VERWEY, BOB (70.25)

Year	1st	2nd	3rd	4th	Total	Finish	Money
1964	73	71	69	68	281	T32	$375.00
1966	73	69	69	67	278	T31	650.00
1967	71	70	74	70	285	T47	220.00
1968	70	69	71	70	280	T24	816.66
						Total	$2,061.66

VILLEGAS, CAMILO (70.00)

Year	1st	2nd	3rd	4th	Total	Finish	Money
2006	66	70	66	74	276	T21	$39,160.00
2012	68	64	70	72	274	T29	36,525.00
2013	65	70	75	69	279	T51	14,500.00
2014	71	66	74	69	280	T67	12,586.00
2016	77	74			151	CUT	
						Total	$102,771.00

VINZANT, EVERETTE (72.75)

Year	1st	2nd	3rd	4th	Total	Finish	Money
1957	74	71	70	76	291	T46	
						Total	

VOLLMER, WAYNE (70.00)

Year	1st	2nd	3rd	4th	Total	Finish	Money
1970	69	73	72	70	284	T58	$173.91
1971	69	69	68	70	276	24	968.00
						Total	$1,141.91

VOSS, JEFF (72.00)

Year	1st	2nd	3rd	4th	Total	Finish	Money
1972	69	70	74	75	288	T67	$217.39
						Total	$217.39

VOSSLER, ERNIE (69.81)

Year	1st	2nd	3rd	4th	Total	Finish	Money
1956	68	70	72	65	275	T3	$1,116.67
1957	74	66	69	73	282	T23	184.28
1960	68	72	71	69	280	T16	550.00
1966	72	67	69	72	280	T44	265.71
						Total	$2,116.66

VRANESH, BRIAN (69.00)

Year	1st	2nd	3rd	4th	Total	Finish	Money
2009	71	67			138	CUT	
						Total	$0.00

WADKINS, BOBBY (70.14)

Year	1st	2nd	3rd	4th	Total	Finish	Money
1976	68	69	67	71	275	T15	$3,360.00
1977	67	70	71	71	279	T45	567.00
1978	72	70			142	CUT	
1980	70	73			143	CUT	
1981	69	66	71	67	273	T37	1,200.00
1982	73				73	DQ	
1985	67	69	71	71	278	T29	3,652.50
1989	71	67	69	69	276	T26	6,950.00
1991	74	70			144	CUT	
1993	70	74	72	73	289	T68	2,000.00
1994	72	70			142	CUT	
1995	70	71	71	68	280	T51	2,824.00
1996	71	75			146	CUT	
1998	73	65	67	71	276	T36	8,209.09
						Total	$28,762.59

WADKINS, LANNY (71.13)

Year	1st	2nd	3rd	4th	Total	Finish	Money
1974	72	69	70	72	283	T57	$400.00
1975	73	69	66	69	277	T27	1,480.00
1976	73	70			143	CUT	
1977	73	70			143	CUT	
1978	72	70			142	CUT	
1992	68	70	71	65	274	1	180,000.00
1993	74	73			147	CUT	
1994	72	72			144	CUT	
1995	76	71			147	CUT	
1996	73	77			150	CUT	
1997	70	69	74	66	279	T40	4,790.77
1999	74	73			147	CUT	
						Total	$186,670.77

WADSWORTH, FRED (75.67)

Year	1st	2nd	3rd	4th	Total	Finish	Money
1987	73	70			143	CUT	
2002	84				84	W/D	
						Total	

WAGNER, JOHNSON (69.64)

Year	1st	2nd	3rd	4th	Total	Finish	Money
2007	71	72			143	CUT	
2008	64	71	67	73	275	T45	$16,817.15
2009	66	68	70	67	271	T26	41,700.00
2010	68	66	75	71	280	T68	12,060.00
2011	65	63	71	69	268	T17	78,514.28
2012	69	70	69	68	276	T47	14,584.62
2013	75	79			154	CUT	
2014	68	66	74	70	278	T57	13,826.00
2015	68	71			139	CUT	
2016	75	71			146	CUT	
2017	64	72	71	70	277	T43	19,869.60
						Total	$197,371.65

WAITE, GRANT (69.89)

Year	1st	2nd	3rd	4th	Total	Finish	Money
1990	69	73			142	CUT	
1994	73	73			146	CUT	
1995	66	67	67	69	269	T2	$89,600.00
1996	72	73			145	CUT	
1997	73	69	70	72	284	T73	2,865.00
1998	68	64	65	75	272	T16	31,000.00
1999	69	65	70	69	273	T26	17,375.00
2000	68	70	67	74	279	T66	5,656.00
2001	72	73			145	CUT	
2002	69	68	68	73	278	T39	14,416.00
2003	68	73			141	CUT	
2004	72	70			142	CUT	
						Total	$160,912.00

WALCHER, ROCKY (70.33)

Year	1st	2nd	3rd	4th	Total	Finish	Money
1994	69	69	72	68	278	T22	$12,000.00
2001	71	73			144	CUT	
						Total	$12,000.00

WALDORF, DUFFY (70.25)

Year	1st	2nd	3rd	4th	Total	Finish	Money
1987	70	71	69	72	282	T43	$2,184.00
1988	71	72			143	CUT	
1994	74	68			142	CUT	
1998	70	67	64	66	267	T4	82,666.67
1999	67	72	71	72	282	68	5,100.00
2001	71	69	65	69	274	T36	13,659.37
2005	74	67			141	CUT	
2006	78	75			153	CUT	
2007	72	70			142	CUT	
2011	73	68			141	CUT	
						Total	$103,610.04

INDIVIDUAL RESULTS

WALKER, JAMES (71.25)

Year	1st	2nd	3rd	4th	Total	Finish	Money
1965	69	74	72	70	285	T55	
						Total	

WALKER, JIMMY (71.88)

Year	1st	2nd	3rd	4th	Total	Finish	Money
2006	71	70			141	CUT	
2008	72	67			139	CUT	
2009	73	73			146	CUT	
2023	73	76			149	CUT	
						Total	

WALL, ART (69.72)

Year	1st	2nd	3rd	4th	Total	Finish	Money
1952	66	71	72	72	281	T8	$513.33
1953	71	68	68	67	274	T7	700.00
1955	67	72	70	73	282	T9	636.66
1957	67	67	71	73	278	9	800.00
1958	67	70	65	69	271	T2	2,050.00
1959	68	71	72	76	287	T35	44.28
1960	70	71	71	69	281	T20	330.00
1961	69	67	72	69	277	T12	875.00
1962	65	70	66	70	271	2	3,400.00
1963	69	66	73	70	278	T5	1,675.00
1965	73	68	72	66	279	T16	1,200.00
1966	65	64	69	68	266	1	20,000.00
1967	70	68	72	71	281	T32	625.00
1970					144	CUT	
1971	72	68	74	74	288	T82	115.79
1972	70	69	74	75	288	T67	217.39
1973	69	65	70	66	270	T16	2,800.00
1974	73	68	71	71	283	T57	400.00
1975	71	69	72	63	275	T18	2,400.00
1976	67	72	68	73	280	T33	1,063.12
1979	71	71			142	T69	579.00
1981	70	71			141	CUT	
						Total	$40,424.57

WALLACE, MATT (70.25)

Year	1st	2nd	3rd	4th	Total	Finish	Money
2020	70	72			142	CUT	
2022	67	71	72	66	276	T46	$23,678.72
2023	80	64			144	CUT	
						Total	$23,678.72

WALTERS, EUAN (70.50)

Year	1st	2nd	3rd	4th	Total	Finish	Money
2005	72	69			141	CUT	
						Total	

WALTMAN, RETIEF (70.50)

Year	1st	2nd	3rd	4th	Total	Finish	Money
1959	76	66	76	68	286	T32	$130.00
1960	68	69	69	72	278	T11	825.00
						Total	$955.00

WALZEL, BOBBY (70.06)

Year	1st	2nd	3rd	4th	Total	Finish	Money
1975	69	69	70	73	281	T45	$540.00
1976	70	71	72	74	287	T63	357.00
1978	73	63	65	71	272	T9	4,357.50
1980	70	69	66	76	281	T57	663.00
						Total	$5,917.50

WAMPLER, FRED (71.25)

Year	1st	2nd	3rd	4th	Total	Finish	Money
1953	66	70	71	74	281	T22	$165.00
1955	74	73	68	69	284	T15	338.34
1956	73	69	69	68	279	T15	367.50
1957	73	75	74	74	296	T61	
						Total	$870.84

WARD, LESTER (70.75)

Year	1st	2nd	3rd	4th	Total	Finish	Money
1967	72	68	74	69	283	T41	$400.00
						Total	$400.00

WARREN, CHARLES (69.75)

Year	1st	2nd	3rd	4th	Total	Finish	Money
1999	68	73			141	CUT	
2005	72	70			142	CUT	
2007	67	67	73	69	276	T22	$54,085.71
2008	69	71			140	CUT	
2009	63	72	69	71	275	T51	13,965.00
2010	71	71			142	CUT	
						Total	$68,050.71

WATKINS, AARON (68.75)

Year	1st	2nd	3rd	4th	Total	Finish	Money
2009	65	67	70	71	273	T43	$20,400.00
2013	69	69	70	69	277	T30	32,584.00
						Total	$52,984.00

WATKINS, RANDY (71.50)

Year	1st	2nd	3rd	4th	Total	Finish	Money
1984	74	71	72	69	286	T45	$1,083.55
						Total	$1,083.55

WATKINS, SCOTT (71.00)

Year	1st	2nd	3rd	4th	Total	Finish	Money
1980	70	67	68	73	278	T39	$1,170.00
1981	74	72			146	CUT	
1982	69	68	69	73	279	T64	627.00
1984	75	74			149	CUT	
						Total	$1,797.00

WATNEY, NICK (69.55)

Year	1st	2nd	3rd	4th	Total	Finish	Money
2003	72	70			142	CUT	
2005	69	66	70	66	271	T9	$116,100.00
2006	69	67	70	68	274	T9	101,828.57
2007	70	73			143	CUT	
2011	65	65	68	69	267	T13	112,500.00
2014	70	66	65	69	270	T11	123,114.00
2015	69	64	70	71	274	T39	23,680.00
2017	69	69	72	73	283	73	13,192.00
2018	71	68			139	CUT	
2019	66	69	69	71	275	T30	43,740.00
2021	78	77			155	CUT	
2022	74	73			147	CUT	
2023	70	72			142	CUT	
						Total	$534,154.57

WATSON, BOB (71.20)

Year	1st	2nd	3rd	4th	Total	Finish	Money
1955	71	74	72	72	289	T34	
1957	69	68	70	75	282	T23	$184.28
1958	72	72	65	72	281	T31	115.00
1959	72	67	70	69	278	T6	1,150.00
1963	74	71	73	76	294	T68	
						Total	$1,449.28

WATSON, BUBBA (67.74)

Year	1st	2nd	3rd	4th	Total	Finish	Money
2006	73	72			145	CUT	
2008	66	68	67	66	267	T6	$194,250.00
2009	66	68	70	63	267	T14	105,000.00
2010	65	68	67	66	266	1	1,080,000.00
2011	66	69	69	67	271	T38	27,000.00
2012	66	71	65	65	267	T2	528,000.00
2013	63	67	70	70	270	4	292,800.00
2014	67	72	67	68	274	T31	32,296.36
2015	62	67	68	67	264	1	1,152,000.000
2016	67	70	68	68	273	T25	47,226.66
2017	75	67			142	CUT	
2018	80	63	67	63	263	1	1,260,000.00
2019	69	66	73	71	279	T54	16,560.00
2020	69	68			137	CUT	
2021	66	66	68	73	273	T19	87,690.00
						Total	$4,822,823.02

WATSON, DENIS (71.23)

Year	1st	2nd	3rd	4th	Total	Finish	Money
1981	69	70	70	71	280	T74	$561.00
1983	71	66	74	69	280	T53	698.00
1984	69	73	68	77	287	T54	896.00
1985	74				74	DQ	
1986	65	71	73	66	275	T12	13,300.00
1987	65	72	69	68	274	T8	20,300.00
1990	71	70			141	CUT	
1991	68	69	76	72	285	T68	2,030.00
1992	71	75			146	CUT	
1993	72	70	77	74	293	77	1,860.00
1996	82	76			158	CUT	
						Total	$39,645.00

WATSON, TOM (68.67)

Year	1st	2nd	3rd	4th	Total	Finish	Money
1974	71	68	73	64	276	T11	$3,466.67
1986	65	67	70	71	273	T6	23,450.00
1987	67	68	70	70	275	T11	15,400.00
						Total	$42,316.67

WATTS, BRIAN (72.42)

Year	1st	2nd	3rd	4th	Total	Finish	Money
1991	74	73			147	CUT	
1999	67	73			140	CUT	
2000	74	69			143	CUT	
2004	76	75			151	CUT	
2005	69	71	76	72	288	75	$8,170.00
						Total	$8,170.00

INDIVIDUAL RESULTS

WEAVER, BERT (70.25)

Year	1st	2nd	3rd	4th	Total	Finish	Money
1958	70	70	68	70	278	T18	$510.00
1959	72	71	72	69	284	T23	290.00
1960	69	71	70	70	280	T16	550.00
1961	72	68	69	71	280	T23	324.28
1962	68	73	70	73	284	T33	190.00
1964	71	72	70	69	282	T42	
1965	68	74	69	68	279	T16	1,200.00
						Total	$3,064.28

WEAVER, BUDDY (71.75)

Year	1st	2nd	3rd	4th	Total	Finish	Money
1955	71	73	70	73	287	T28	$82.50
						Total	$82.50

WEAVER, DEWITT (71.56)

Year	1st	2nd	3rd	4th	Total	Finish	Money
1970	71	70	74	77	292	72	$173.91
1971	72	68	71	72	283	T66	115.79
1980	73	68			141	CUT	
1982	72	72			144	CUT	
1983	64	71	74	76	285	T63	633.00
						Total	$922.70

WEAVER, DOUG (73.50)

Year	1st	2nd	3rd	4th	Total	Finish	Money
1989	77	70			147	CUT	
						Total	

WEBB, LARRY (71.25)

Year	1st	2nd	3rd	4th	Total	Finish	Money
1979	69	72	74	70	285	T64	$627.00
						Total	$627.00

WEBER, RON (73.75)

Year	1st	2nd	3rd	4th	Total	Finish	Money
1967	68	74	79	74	295	T70	
						Total	

WEEKLEY, BOO (69.40)

Year	1st	2nd	3rd	4th	Total	Finish	Money
2002	73	78			151	CUT	
2009	64	71	67	65	267	T14	$105,000.00
2010	69	69	67	71	276	T51	$14,120.00
2011	71	72			143	CUT	
2016	72	68			140	CUT	
2017	66	68	65	72	271	T5	248,200.00
2019	69	71			140	CUT	
						Total	$367,320.00

WEIBRING, D.A. (69.27)

Year	1st	2nd	3rd	4th	Total	Finish	Money
1978	71	68	70	71	280	T59	$414.75
1979	68	73	70	65	276	T20	3,026.25
1980	73	71			144	CUT	
1982	66	65	68	67	266	T4	11,310.00
1983	70	67	70	72	279	T43	876.60
1986	68	71	70	69	278	T29	4,355.14
1990	69	64	70	69	272	T13	16,625.00
1991	71	70	69	68	278	T29	5,955.56
1992	70	66	71	73	280	T15	14,525.00
1996	68	65	70	67	270	1	270,000.00
1997	69	70	69	68	276	T21	14,081.25
1998	70	70			140	CUT	
2000	67	68	71	67	273	T25	20,920.00
2001	72	72			144	CUT	
2002	70	76			146	CUT	
						Total	$362,089.55

WEIBRING, MATT (70.63)

Year	1st	2nd	3rd	4th	Total	Finish	Money
2004	65	72	74	70	281	T58	$9,324.00
2009	68	70			138	CUT	
2010	69	77			146	CUT	
						Total	$9,324.00

WEIR, MIKE (72.50)

Year	1st	2nd	3rd	4th	Total	Finish	Money
1998	72	68			140	CUT	
2013	74	72			146	CUT	
2015	72	77			149	CUT	
						Total	

WEISKOPF, TOM (68.70)

Year	1st	2nd	3rd	4th	Total	Finish	Money
1965	69	69	67	71	276	T5	$2,883.33
1966	67	73	68	70	278	T31	650.00
1967	71	69	69	68	277	T16	1,600.00
1970	69	66	70	67	272	3	7,100.00
1971	69	68	69	65	271	T8	2,988.34
						Total	$15,221.67

WEISS, TED (75.25)

Year	1st	2nd	3rd	4th	Total	Finish	Money
1960	74	73	76	78	301	67	
						Total	

WENTWORTH, KEVIN (71.13)

Year	1st	2nd	3rd	4th	Total	Finish	Money
1998	69	70	72	72	283	75	$3,840.00
1999	70	75			145	CUT	
2000	70	71			141	CUT	
						Total	$3,840.00

WERENSKI, RICHY (70.25)

Year	1st	2nd	3rd	4th	Total	Finish	Money
2017	71	77			148	CUT	
2018	68	69	68	67	272	T26	$49.700.00
2019	67	69	72	73	281	T60	15,480.00
2020	67	68	71	67	273	T46	19,869.00
2021	71	68			139	CUT	
2022	78	73			151	CUT	
2023	72	69			141	CUT	
						Total	$85,049.00

WEST, MIKE (72.00)

Year	1st	2nd	3rd	4th	Total	Finish	Money
1986	73	71			144	CUT	
						Total	

WESTWOOD, LEE (70.75)

Year	1st	2nd	3rd	4th	Total	Finish	Money
2005	69	69	70	71	279	T51	$10,348.67
2013	67	73	69	78	287	74	11,834.00
						Total	$22,182.67

WETTERICH, BRETT (70.86)

Year	1st	2nd	3rd	4th	Total	Finish	Money
2002	79	63			142	CUT	
2005	68	75			143	CUT	
2006	71	75			146	CUT	
2007	70	70	80	65	285	T67	$12,180.00
2010	71	67	68	70	276	T51	14,120.00
						Total	$26,300.00

WETTLAUFER, WARD (71.00)

Year	1st	2nd	3rd	4th	Total	Finish	Money
1959	71	70	68	75	284	T23	
						Total	

WHALEY, SUZY (76.50)

Year	1st	2nd	3rd	4th	Total	Finish	Money
2003	75	78			153	CUT	
						Total	

WHALLEY, ED (71.50)

Year	1st	2nd	3rd	4th	Total	Finish	Money
1957	66	68	75	77	286	T37	
						Total	

WHALEY, VINCENT (69.50)

Year	1st	2nd	3rd	4th	Total	Finish	Money
2021	69	70			139	CUT	
2022	73	66			139	CUT	
						Total	

WHARTON, FRANK (70.50)

Year	1st	2nd	3rd	4th	Total	Finish	Money
1962	68	71	70	76	285	T37	$80.00
1963	70	68	73	69	280	T10	1,250.00
1964	69	70	74	69	282	T42	
1965	72	70	69	70	281	T30	550.00
						Total	$1,880.00

WHEATCROFT, STEVE (70.72)

Year	1st	2nd	3rd	4th	Total	Finish	Money
2007	68	71	74	68	281	T46	$15,810.00
2010	67	72			139	CUT	
2012	74	62			136	W/D	
2015	75	68			143	CUT	
2016	72	71			143	CUT	
2017	67	72	75		214	83	11,832.00
2018	68	70	70	71	279	T61	14,910.00
						Total	$42,552.00

WHEDON, W. (74.58)

Year	1st	2nd	3rd	4th	Total	Finish	Money
1955	75	73	80	76	304	T71	
1956	75	72	70	73	290	T60	
1958	74	76	73	78	301	68	
						Total	

WHISMAN, GREG (71.17)

Year	1st	2nd	3rd	4th	Total	Finish	Money
1991	71	76			147	CUT	
1992	69	71	68	72	280	T15	$14,525.00
						Total	$14,525.00

INDIVIDUAL RESULTS

WHITE, CARLTON (71.50)

Year	1st	2nd	3rd	4th	Total	Finish	Money
1981	71	72			143	CUT	
						Total	

WHITE, MIKE (72.50)

Year	1st	2nd	3rd	4th	Total	Finish	Money
1980	73	72			145	CUT	
						Total	

WHITT, DON (71.42)

Year	1st	2nd	3rd	4th	Total	Finish	Money
1955	71	76	74	78	299	T62	
1956	72	72	69	71	284	T37	
1958	70	68	66	69	273	T5	$1,200.00
1959	69	69	73	72	283	T18	450.00
1962	76	67	75		218	W/D	
						Total	$1,650.00

WHITTAKER, RON (71.25)

Year	1st	2nd	3rd	4th	Total	Finish	Money
1996	76	77			153	CUT	
2006	66	70	72	68	276	T21	$39,160.00
2008	73	68			141	CUT	
						Total	$39,160.00

WI, CHARLIE (69.85)

Year	1st	2nd	3rd	4th	Total	Finish	Money
2005	74	72			146	CUT	
2007	73	72			145	CUT	
2008	68	68	72	72	280	T66	$12,480.00
2009	66	68	71	70	275	T51	13,965.00
2010	64	67	71	69	271	T21	60,000.00
2011	67	70			137	CUT	
2012	70	65	70	68	273	T24	49,800.00
2013	72	74			146	CUT	
2014	67	76			143	CUT	
						Total	$136,245.00

WIEBE, MARK (70.15)

Year	1st	2nd	3rd	4th	Total	Finish	Money
1985	68	71	68	67	274	T10	$14,400.00
1986	74	68	65	76	283	T62	1,498.00
1990	67	68	67	73	275	T36	4,406.25
1991	70	68	73	72	283	T62	2,120.00
1996	69	75			144	CUT	
1999	71	73			144	CUT	
						Total	$22,424.25

WIECHERS, JIM (69.79)

Year	1st	2nd	3rd	4th	Total	Finish	Money
1968	74	68	71	70	283	T39	$471.66
1970	71	69	69	72	281	T42	286.66
1971	69	71	70	70	280	T48	157.86
1973	65	66	69	66	266	T3	9,750.00
1975	71	71	70	73	285	T62	350.00
1976	68	71	71	70	280	T33	1,063.13
1977	71	67	70	71	279	T45	567.00
						Total	$12,646.31

WILCOX, TERRY (70.75)

Year	1st	2nd	3rd	4th	Total	Finish	Money
1965	68	75	69	69	281	T30	$550.00
1967	74	67	73	76	290	67	
1968	70	70	71	74	285	T43	171.66
1973	68	71	69	68	276	T44	603.34
						Total	$1,325.00

WILCOX, WILL (70.25)

Year	1st	2nd	3rd	4th	Total	Finish	Money
2014	69	73			142	CUT	
2015	71	68			139	CUT	
						Total	

WILKINSON, TIM (69.10)

Year	1st	2nd	3rd	4th	Total	Finish	Money
2004	67	71	74	64	276	T27	$29,820.00
2008	67	71			138	CUT	
2014	66	68	67	70	271	T18	78,120.00
2015	71	70			141	141	CUT
2016	70	72			142	CUT	
2017	72	66	72	67	277	T43	19,869.60
2020	69	68			137	CUT	
						Total	$127,809.60

WILLETT, DANNY (69.67)

Year	1st	2nd	3rd	4th	Total	Finish	Money
2020	68	71			139	CUT	
2022	70	69			139	CUT	
2023	71	69			140	CUT	
						Total	

WILLIAMS, CHRIS (69.25)

Year	1st	2nd	3rd	4th	Total	Finish	Money
2013	71	68	69	69	277	T30	$32,584.00
						Total	$32,584.00

WILLIAMS, HAROLD (72.25)

Year	1st	2nd	3rd	4th	Total	Finish	Money
1954	77	70	71	71	289	T50	
						Total	

WILLIAMS, JIM (75.50)

Year	1st	2nd	3rd	4th	Total	Finish	Money
1960	76	75	78	73	302	T68	
						Total	

WILLIAMS, LEE (72.00)

Year	1st	2nd	3rd	4th	Total	Finish	Money
2013	72	72			144	CUT	
						Total	

WILLIAMSON, JAY (69.66)

Year	1st	2nd	3rd	4th	Total	Finish	Money
1995	71	70	74	69	284	T71	$2,364.00
1996	71	70	73	73	287	T61	3,195.00
1997	72	69	68	71	280	T53	3,408.75
1999	68	74			142	CUT	
2000	71	68	70	68	277	T53	6,451.20
2001	66	72	70	65	273	T29	19,286.43
2002	70	75			145	CUT	
2003	72	66	65	74	277	T33	22,600.00
2004	68	71	67	71	277	T32	20,440.00
2006	72	75			147	CUT	
2007	66	66	67	66	265	2	648,000.00
2008	69	73			142	CUT	
2009	67	68	70	70	275	T51	13,965.00
2010	69	65	72	68	274	T42	21,000.00
2011	69	69			138	CUT	
						Total	$760,710.38

WILLIS, GARRETT (70.21)

Year	1st	2nd	3rd	4th	Total	Finish	Money
2001	74	70			144	CUT	
2003	67	72	75	67	281	T52	$9,280.00
2004	72	66	71	67	276	T27	29,820.00
2010	71	71			142	CUT	
2011	66	74			140	CUT	
						Total	$39,100.00

WILSON, BRIAN (72.50)

Year	1st	2nd	3rd	4th	Total	Finish	Money
2001	71	74			145	CUT	
						Total	

WILSON, CAMERON (74.00)

Year	1st	2nd	3rd	4th	Total	Finish	Money
2014	73	75			148	CUT	
						Total	

WILSON, CHRIS (70.50)

Year	1st	2nd	3rd	4th	Total	Finish	Money
2010	73	68			141	CUT	
						Total	

WILSON, DEAN (70.27)

Year	1st	2nd	3rd	4th	Total	Finish	Money
2003	74	69			143	CUT	
2004	74	73			147	CUT	
2005	67	66	73	73	279	T51	$10,348.66
2009	68				68	DQ	
2010	73	67			140	CUT	
2011	68	68	70	71	277	T67	$12,240.00
						Total	$22,588.66

WILSON, JEFFREY (69.50)

Year	1st	2nd	3rd	4th	Total	Finish	Money
1990	68	67	75	68	278	T53	$2,304.00
						Total	$2,304.00

WILSON, JIM (75.00)

Year	1st	2nd	3rd	4th	Total	Finish	Money
1987	76	74			150	CUT	
						Total	

WILSON, JOHN (72.44)

Year	1st	2nd	3rd	4th	Total	Finish	Money
1991	73				73	W/D	
1994	71	71			142	CUT	
1995	72	72			144	CUT	
1996	74	71			145	CUT	
1997	72	76			148	CUT	
						Total	

INDIVIDUAL RESULTS

WILSON, MARK (71.35)

Year	1st	2nd	3rd	4th	Total	Finish	Money
2003	75	66			141	CUT	
2004	75	76			151	CUT	
2006	74	72			146	CUT	
2013	70	69	71	71	281	T63	$12,871.00
2014	74	70			144	CUT	
2015	66	68	67	68	269	T7	199,466.66
2016	70	74			144	CUT	
2017	74	77			151	CUT	
						Total	$212, 337.66

WININGER, BO (70.00)

Year	1st	2nd	3rd	4th	Total	Finish	Money
1954	72	68	70	71	281	T22	$180.00
1956	73	70	70	69	282	T24	160.00
1957	71	69	70	69	279	T10	670.00
1963	72	65	69	72	278	T5	1,675.00
						Total	$2,685.00

WINTER, ALPHEUS (74.75)

Year	1st	2nd	3rd	4th	Total	Finish	Money
1952	74	74	74	77	299	T58	
						Total	

WINTER, TERRY (73.00)

Year	1st	2nd	3rd	4th	Total	Finish	Money
1969	70	73	71	78	292	T73	$160.00
						Total	$160.00

WINTZ, GARY (71.00)

Year	1st	2nd	3rd	4th	Total	Finish	Money
1981	73	69			142	CUT	
						Total	

WISE, AARON (69.40)

Year	1st	2nd	3rd	4th	Total	Finish	Money
2020	68	67	69	69	273	T46	$19,869.00
2021	73	65	71	71	280	T66	15,540.00
2022	70	71			141	CUT	
			Total	$35,409.00			

WISE, PAUL (74.25)

Year	1st	2nd	3rd	4th	Total	Finish	Money
1959	73	75	74	75	297	70	
						Total	

WITTENBERG, CASEY (70.33)

Year	1st	2nd	3rd	4th	Total	Finish	Money
2002	75	75			150	CUT	
2004	74	72			146	CUT	
2009	67	65	65	67	264	T7	$193,500.00
2013	68	69	71	76	284	T72	12,071.00
						Total	$205,517.00

WITTENBERG, JIMMY (70.50)

Year	1st	2nd	3rd	4th	Total	Finish	Money
1977	68	73	71	70	282	T64	$351.84
						Total	$351.84

WOLCOTT, BOB (70.43)

Year	1st	2nd	3rd	4th	Total	Finish	Money
1990	67	67	71	70	275	T36	$4,406.25
1991	71	69	71	73	284	67	2,060.00
1992	73	73			146	CUT	
1997	68	73	72	68	281	T61	3,210.00
						Total	$9,676.25

WOLFE, JARED (71.00)

Year	1st	2nd	3rd	4th	Total	Finish	Money
2022	75	67			142	CUT	
						Total	

WOLFF, MATTHEW (69.82)

Year	1st	2nd	3rd	4th	Total	Finish	Money
2019	70	68	74		212	T80	$12,888.00
2020	68	69			137	CUT	
2021	76	69			145	CUT	
2022	71	66	71	66	274	T40	36,105.00
						Total	$48,993.00

WOLFF, RANDY (70.42)

Year	1st	2nd	3rd	4th	Total	Finish	Money
1969	68	69	68	75	280	T35	$495.71
1970	69	70	74	71	284	T58	173.91
1972	70	71	70	70	281	T35	635.17
						Total	$1,304.79

WOOD, LARRY (69.25)

Year	1st	2nd	3rd	4th	Total	Finish	Money
1972	65	70	74	68	277	T14	$2,062.50
						Total	$2,062.50

WOOD, WILLIE (70.57)

Year	1st	2nd	3rd	4th	Total	Finish	Money
1984	71			71	W/D		
1985	71				71	DQ	
1986	74	70			144	CUT	
1987	73	68	70	70	281	T38	$3,010.00
1988	69	73			142	CUT	
1990	71	70			141	CUT	
1991	70	80			150	W/D	
1993	71	72	72	71	286	T58	2,190.00
1995	71	70	68	74	283	T66	2,448.00
1997	72	70	67	74	283	T68	3,000.00
1998	70	66	64	72	272	T16	31,000.00
1999	67	71	71	72	281	T62	5,275.00
2000	71	69			140	CUT	
2002	69	72	74	71	286	72	7,840.00
2003	66	66	68	74	274	T18	56,000.00
						Total	$110,763.00

WOODARD, TOM (71.00)

Year	1st	2nd	3rd	4th	Total	Finish	Money
1982	69	73			142	CUT	
						Total	

WOODLAND, GARY (68.58)

Year	1st	2nd	3rd	4th	Total	Finish	Money
2009	69	67	72	69	277	T63	$12,600.00
2013	72				72	WD	
2015	66	69	68	69	272	T20	71,936.00
2016	67	70	67	71	275	T38	25,740.00
2020	70	68			138	CUT	
2023	69	65	68	67	269	T33	109,000.00
						TOTAL	$219,276.00

WOODLAND, JEFF (72.63)

Year	1st	2nd	3rd	4th	Total	Finish	Money
1991	76	75			151	CUT	
1993	71	71	71	69	282	T30	$5,812.50
1994	75	73			148	CUT	
						Total	$5,812.50

WOODWARD, JIM (72.25)

Year	1st	2nd	3rd	4th	Total	Finish	Money
1990	74	71			145	CUT	
1991	68	72	70	71	281	T52	$2,345.00
1992	76	76			152	W/D	
						Total	$2,345.00

WOODWARD, LEN (72.00)

Year	1st	2nd	3rd	4th	Total	Finish	Money
1960	70	73	70	75	288	T55	
						Total	

WRENN, ROBERT (69.97)

Year	1st	2nd	3rd	4th	Total	Finish	Money
1985	75	68			143	CUT	
1986	68	75			143	CUT	
1987	71	70	70	70	281	T38	$3,010.00
1989	68	66	73	69	276	T26	6,950.00
1990	70	66	70	65	271	T10	25,000.00
1991	70	70	69	71	280	T42	3,072.00
1992	73	69	67	72	281	T23	9,600.00
1993	75				75	W/D	
1996	68	71	71	69	279	T12	28,500.00
						Total	$76,132.00

WRIGHT, BILL (72.50)

Year	1st	2nd	3rd	4th	Total	Finish	Money
1964	70	73	68	79	290	63	
						Total	

WRIGHT, CHASE (71.00)

Year	1st	2nd	3rd	4th	Total	Finish	Money
2019	73	69			142	CUT	
						Total	

WRIGHT, JIM (71.50)

Year	1st	2nd	3rd	4th	Total	Finish	Money
1964	72	72	70	72	286	T60	
						Total	

WU, BRANDON (70.50)

Year	1st	2nd	3rd	4th	Total	Finish	Money
2022	74	70			144	CUT	
2023	68	70			138	CUT	
						Total	

WU, DYLAN (70.00)

Year	1st	2nd	3rd	4th	Total	Finish	Money
2022	72	71			143	CUT	
2023	68	69			137	CUT	
						Total	

INDIVIDUAL RESULTS

WULFF, THOMAS (70.00)

Year	1st	2nd	3rd	4th	Total	Finish	Money
1962	75	68	65	72	280	T15	$740.00
						Total	$740.00

WURTZ, MARK (71.20)

Year	1st	2nd	3rd	4th	Total	Finish	Money
1994	69	69	72	77	287	T64	$2,532.00
1995	71	66	71	72	280	T51	2,824.00
1998	72	73			145	CUT	
						Total	$5,356.00

WYATT, BOBBY (71.25)

Year	1st	2nd	3rd	4th	Total	Finish	Money
2014	72	68			140	CUT	
2017	69	76			145	CUT	
						Total	

WYNN, BOB (69.75)

Year	1st	2nd	3rd	4th	Total	Finish	Money
1971	67	71	70	73	281	T57	$115.79
1974	68	64	71	70	273	3	14,200.00
1975	72	69	68	70	279	T34	988.57
1976	71	69	72	66	278	T21	1,995.00
1977	68	73	70	73	284	T73	
						Total	$17,299.36

WYNN, MIKE (70.00)

Year	1st	2nd	3rd	4th	Total	Finish	Money
1972	75	66	69	77	287	T64	$217.39
1973	70	67	68	68	273	T29	1,244.29
						Total	$1,461.68

WYSONG, DUDLEY (70.26)

Year	1st	2nd	3rd	4th	Total	Finish	Money
1964	72	67	71	70	280	T28	$562.50
1965	69	74	69	73	285	T55	
1966	72	64	70	70	276	T22	1,050.00
1967	70	67	67	73	277	T16	1,600.00
1968	74	69	74		217	W/D	
						Total	$3,212.50

YANCEY, BERT (70.17)

Year	1st	2nd	3rd	4th	Total	Finish	Money
1964	66	67	71	71	275	T6	$2,450.00
1965	71	71	68	68	278	T13	1,600.00
1966	70	71	73	70	284	T66	
1967	72	69	73	71	285	T47	220.00
1969	71	70	71	76	288	T70	160.00
1970	72	68	70	72	282	T51	173.92
1972	63	71	74	70	278	T18	1,351.87
1973	67	70	70	70	277	T50	470.00
1974	69	69	69	72	279	T33	949.09
						Total	$7,374.88

YANCEY, CAMERON (71.50)

Year	1st	2nd	3rd	4th	Total	Finish	Money
2003	70	73			143	CUT	
						Total	

YANG, Y.E. (69.92)

Year	1st	2nd	3rd	4th	Total	Finish	Money
2008	70	71			141	CUT	
2009	65	71	70	69	275	T51	$13,965.00
2012	71	71			142	CUT	
2013	73	68			141	CUT	
2014	70	70			140	CUT	
						Total	$13,965.00

YATES, WAYNE (69.88)

Year	1st	2nd	3rd	4th	Total	Finish	Money
1968	70	69	68	72	279	T17	$1,300.00
1971	71	67	71	71	280	T48	157.00
						Total	$1,457.00

YEOMANS, GREG (77.50)

Year	1st	2nd	3rd	4th	Total	Finish	Money
2002	78	77			155	CUT	
						Total	

YOKOO, KANAME (70.25)

Year	1st	2nd	3rd	4th	Total	Finish	Money
2001	69	73			142	CUT	
2002	65	68	71	71	275	T20	$41,714.28
2003	72	73			145	CUT	
						Total	$41,714.28

YOUNG, CAMERON (68.75)

Year	1st	2nd	3rd	4th	Total	Finish	Money
2023	67	69	72	67	275	T60	$44,600.00
						Total	$44,600.00

INDIVIDUAL RESULTS

YOUNG, CARSON (66.25)

Year	1st	2nd	3rd	4th	Total	Finish	Money
2023	69	66	65	65	265	T15	$335,000.00
						Total	$335,000.00

YOUNG, KIM (71.70)

Year	1st	2nd	3rd	4th	Total	Finish	Money
1988	70	71			141	CUT	
1991	72	71			143	CUT	
1992	71	71	70	70	282	T26	$6,665.00
1993	75	76			151	CUT	
						Total	$6,665.00

YAN, ANDREW (73.50)

Year	1st	2nd	3rd	4th	Total	Finish	Money
2018	71	76			147	CUT	
						Total	

YU, KEVIN (68.00)

Year	1st	2nd	3rd	4th	Total	Finish	Money
2023	65	67	71	69	272	T49	$51,533.33
						Total	$51,533.33

YUAN, CARL (74.00)

Year	1st	2nd	3rd	4th	Total	Finish	Money
2023	75	73			148	CUT	
						Total	

ZABRISKI, BRUCE (71.56)

Year	1st	2nd	3rd	4th	Total	Finish	Money
1984	72	74			146	CUT	
1986	75	69			144	CUT	
1988	70	67	74	72	283	T64	$1,470.00
1992	71	69	77	73	290	T73	1,910.00
1993	74	69	72	67	282	T30	5,812.50
						Total	$9,192.50

ZABACK, ZACH (73.00)

Year	1st	2nd	3rd	4th	Total	Finish	Money
2017	76	70			146	CUT	
						Total	

ZACCAGNINO, PETE (77.75)

Year	1st	2nd	3rd	4th	Total	Finish	Money
1955	80	75	83	78	316	77	
1958	71	78	78	79	306	70	
						Total	

ZACKHEIM, ELI (72.50)

Year	1st	2nd	3rd	4th	Total	Finish	Money
2004	70	75			145	CUT	
						Total	

ZARLEY, KERMIT (69.18)

Year	1st	2nd	3rd	4th	Total	Finish	Money
1964	71	72	68	65	276	T8	$1,750.00
1965	72	70	69	71	282	T37	350.00
1966	69	70	66	68	273	T9	2,620.00
1969	69	69	68	69	275	T13	1,700.00
1977	65	68	73	65	271	T9	5,460.00
1979	71	69	68	68	276	T20	3,026.25
1980	75				75	W/D	
1982	65	70	74		209	DQ	
						Total	$14,906.25

INDIVIDUAL RESULTS

ZBIKOWSKI, ROBERT (72.50)

Year	1st	2nd	3rd	4th	Total	Finish	Money
1956	72	75	71	72	290	T60	
						Total	

ZEMBRISKI, WALTER (70.00)

Year	1st	2nd	3rd	4th	Total	Finish	Money
1967	69	74	68	69	280	T28	$737.50
						Total	$737.50

ZENDER, BOB (70.21)

Year	1st	2nd	3rd	4th	Total	Finish	Money
1972	72	68	74	71	285	T60	$217.39
1975	67	74	69	68	278	T30	1,270.00
1978	69	70	69	71	279	T53	467.33
1980	66	75			141	CUT	
						Total	$1,954.72

ZHANG, XINJUN (71.00)

Year	1st	2nd	3rd	4th	Total	Finish	Money
2018	70	75			145	CUT	
2020	68	71			139	CUT	
						Total	

ZIEGLER, LARRY (70.34)

Year	1st	2nd	3rd	4th	Total	Finish	Money
1967	74	69	76	67	286	T52	
1970	71	70	68	74	283	T56	$173.92
1971	72	68	72	68	280	T48	157.86
1972	70	70	70	68	278	T18	1,351.88
1974	71	68	67	70	276	T11	3,466.66
1975	72	70	68	71	281	T45	540.00
1977	72	68	72	66	278	T39	840.00
1978	68	67	73	74	282	T67	330.75
1984	71	72	71	74	288	T63	844.00
1989	68	73			141	CUT	
						Total	$7,705.07

ZIMMERMAN, AL (71.00)

Year	1st	2nd	3rd	4th	Total	Finish	Money
1952	69	72	69	74	284	T14	$264.00
1954	71	70	73	70	284	T29	55.00
						Total	$319.00

ZIMMERMAN, ROBERT (71.00)

Year	1st	2nd	3rd	4th	Total	Finish	Money
1965	72	72	71	73	288	T69	
1966	68	70	71	71	280	T44	$265.71
						Total	$265.71

ZIOBRO, BILLY (70.25)

Year	1st	2nd	3rd	4th	Total	Finish	Money
1975	70	69	69	73	281	T45	$540.00
						Total	$540.00

INDIVIDUAL RESULTS

ZOELLER, FUZZY (69.74)

Year	1st	2nd	3rd	4th	Total	Finish	Money
1975	71	76			147	CUT	
1977	74	75			149	CUT	
1978	73	65	67	68	273	T17	$2,730.00
1979	70	66	76	69	281	T47	761.25
1980	68	69	67	70	274	T17	4,060.00
1981	68	64	69	70	271	T23	2,595.00
1983	67	66	69	75	277	T30	1,706.67
1984	72	73	75	72	292	75	760.00
1985	67	71	68	70	276	T19	6,771.43
1986	68	73	74	65	280	T43	2,045.40
1987	67	73	67	68	275	T11	15,400.00
1989	68	69	69	76	282	T64	2,090.00
1994	72	64	73	70	279	T26	8,520.00
1995	70	63	66	71	270	T5	43,800.00
1996	75	66	66	68	275	T3	78,000.00
1997	70	73	67	69	279	T40	4,790.77
1998	69	68	68	69	274	T25	15,266.67
1999	68	68	68	70	274	T34	12,357.14
2000	76	71			147	CUT	
2001	72	74			146	CUT	
						Total	$201,654.33

ZOKOL, RICHARD (71.25)

Year	1st	2nd	3rd	4th	Total	Finish	Money
1982	67	67	68	71	273	T39	$1,230.00
1983	74	68			142	CUT	
1984	70	74	68	71	283	T28	2,720.00
1985	72	70			142	T70	1,176.00
1986	73	75			148	CUT	
1987	72	69	71	71	283	T50	1,653.75
1988	71	74			145	CUT	
1989	72	69			141	CUT	
1992	73	72			145	CUT	
1994	79	72			151	CUT	
2002	72	70			142	CUT	
						Total	$6,779.75



PGA TOUR MEDIA REGULATIONS

TRAVELERS
CHAMPIONSHIP
TRAVELERS
PRO V1

PGA TOUR MEDIA REGULATIONS

*These Media Regulations establish the terms by which a media outlet and its representatives may request, receive and use credentials to access PGA TOUR tournaments for news and editorial purposes. These Media Regulations form a binding contract between PGA TOUR, Inc. ("**PGA TOUR**"), a Media Outlet and its Credential Holders (as defined below). In consideration of receiving credentials from PGA TOUR under these Media Regulations, each Media Outlet and its Credential Holders accept and agree to these Media Regulations.*

SECTION I. GENERAL TERMS

1. PGA TOUR Holds Exclusive Media Rights. PPGA TOUR holds the exclusive right to provide media outlets and their representatives with access to Tournaments. All media rights in and to Tournaments, including rights to all forms of audio, video and photography, are held exclusively by PGA TOUR. For purposes of these Media Regulations, "**Tournaments**" means all sanctioned tournaments on the PGA TOUR, PGA TOUR Champions, Korn Ferry Tour and PGA TOUR Americas (the "**Tours**"), including the competition, practice rounds (including pro-ams), qualifiers, practice areas, hospitality areas and all surrounding events and areas at the tournament site(s) on all tournament days (typically Monday - Sunday). A "Media Day" preceding the week of a Tournament will also be a considered part of the Tournament for purposes of these Media Regulations, unless otherwise specifically set forth in these Media Regulations.

2. Overview of Credentials. PGA TOUR issues credentials under these Media Regulations solely to approved individuals ("**Credential Holders**") representing an approved media outlet ("**Media Outlet**"). A credential authorizes a Credential Holder, on a temporary and conditional basis, to access a Tournament on behalf of his/her Media Outlet and collect and distribute certain content for news and editorial purposes in accordance with these Media Regulations. Credentials are issued either for a specific Tournament (e.g., to a local outlet) or on a season-long basis.

3. Credential Requests. Credential requests for Tournaments (including Media Days) must be submitted by a Media Outlet for its desired Credential Holders through PGA TOUR's credentialing system. Credential requests from a Media Outlet must include the following information:

a. Media Outlet. The name of the Media Outlet.

b. Credential Holder(s). The individual name(s) of the Media Outlet's desired Credential Holders.

c. Competition Photography. The name of each Credential Holder, if any, that desires to be credentialed as a "Competition Photographer" (for purposes of having the permission set forth in Section II.5.a below).

4. Credential Approvals. PGA TOUR reserves sole discretion to approve or deny a credential request in whole or in part. If PGA TOUR approves a credential request, PGA TOUR will record the approval in its credentialing system and issue a credential to the approved Credential Holder, setting forth the name of the Credential Holder, his/her Media Outlet and whether the Credential Holder is a Competition Photographer. To receive an issued credential, each Credential Holder and his/her Media Outlet must accept and agree to the approved terms of the credential and these Media Regulations in PGA TOUR's credentialing system.

5. Areas of Access. The specific areas of a Tournament site that each Credential Holder may access are determined on a Tournament-by-Tournament basis. Access to certain areas is limited (e.g., "inside the ropes" and locker room). A Credential Holder may access on-site areas only as permitted by PGA TOUR for the relevant Tournament.

6. News and Editorial Use Only. A Media Outlet and its Credential Holders may use information and other content collected at a Tournament pursuant to these Media Regulations solely in the Media Outlet's news and editorial coverage of the relevant Tournament and/or Tour. Such information and other content: (a) may not be used in any commercial manner (without limiting the sale of non-targeted, standard advertisements on an Approved Platform (as defined in Section II.1 below)); (b) may not be used to imply an official, marketing, endorsement or sponsorship relationship with PGA TOUR or any other Tour, Tournament or player; and (c) may not be sold, distributed, syndicated or licensed to third parties (except pursuant to Section IV.2 below).

PGA TOUR MEDIA REGULATIONS

7. Integrity and Gambling. To protect the integrity of PGA TOUR and/or Tournament competitions, a Media Outlet and/or Credential Holder shall not capture, collect, distribute or provide to any third party any results, data, content or information at or from a Tournament, or use, distribute or provide to any third party any data provided by PGA TOUR under these Media Regulations, for purposes of or in connection with any gambling, gaming, daily fantasy or similar activity ("**Gambling**") unless permitted pursuant to a separate agreement with PGA TOUR. Further, a Media Outlet and/or Credential Holder shall not provide Inside Information (as defined below) to any third party that he or she knew would be used, or should have known would be used, for Gambling on a Tournament. Within these Media Regulations, "**Inside Information**" means information relating to a Tournament (e.g., the health of a player, the conditions of a course, etc.) that is not publicly available and that a Credential Holder knows due to his or her access to a Tournament under these Media Regulations. However, this Section 7 does not prohibit a Media Outlet and/or Credential Holder from publicly disclosing information and other content collected by the Credential Holder at a Tournament in the course of the Media Outlet's news and editorial coverage of the relevant Tournament from a Gambling perspective (e.g., publicly analyzing a player's current form in publicly recommending Gambling picks for a Tournament). In addition, a Credential Holder should not ask PGA TOUR players or caddies questions that would reasonably be expected to lead to a player violating or discussing a violation of the PGA TOUR Integrity Program Manual, which prohibits players from betting on a professional golf event or providing Gambling tips or analyses for a professional golf event, among other things. PGA TOUR will provide the Credential Holder with a copy of the PGA TOUR Integrity Program Manual upon request.

8. Revocation of Credentials. PGA TOUR reserves sole discretion to revoke credentials issued under these Media Regulations, and/or the approved terms of a specific credential, in whole or in part at any time.

SECTION II. CONTENT AND PLATFORMS

1. Approved Platforms. Within these Media Regulations, "**Approved Platforms**" means, with respect to each Media Outlet: (a) the official publications, television channels, websites, software applications ("**apps**") and social media accounts that are operated by the Media Outlet and branded with the brand of the Media Outlet; and (b) the personal social media accounts of the Media Outlet's Credential Holders (e.g., a reporter's personal X account); provided, however, that such personal accounts may be used solely in the course of a Credential Holder representing his/her Media Outlet under these Media Regulations to complement the Media Outlet's news and editorial coverage of the relevant Tournament and/or Tour. PGA TOUR may revoke the rights set forth in these Media Regulations with respect to one or more Approved Platforms of a Media Outlet in whole or in part at any time in its sole discretion.

2. Information and Data.

a. Collection of Information. A Credential Holder may collect information at Tournaments and report such information via Approved Platforms as part of his/her Media Outlet's news and editorial coverage of the relevant Tournament and/or Tour, subject to the terms and conditions of these Media Regulations.

b. Use of Data. Any and all feeds of scoring data, statistical information and other data provided by PGA TOUR to a Media Outlet and/or its Credential Holders at a Tournament are provided solely to enhance the Media Outlet's news and editorial coverage of the Tournament under these Media Regulations (and subject to Section II.9 below). Such data feeds may not be distributed by a Media Outlet and/or Credential Holder in whole or in part unless a separate data license agreement in entered into with PGA TOUR.

3. Video.

a. Commentary / Interviews / Press Conferences. A Credential Holder may capture video of (i) commentary by the Credential Holder in the Media Center (e.g., "stand-up" Tournament updates), (ii) one-on-one interviews by the Credential Holder in the Media Center and any "flash" interview areas designated by PGA TOUR staff, and (iii) interviews organized by PGA TOUR Staff in the Media Center interview room and/or in "flash" interview areas (e.g., "press conferences"). A Credential Holder and/or his/her Media Outlet may distribute such video on a live and/or delayed basis via Approved Platforms. A Credential Holder may not capture video of practice or competition rounds, including any activity on the golf course or in the practice areas, unless permitted under the immediately following paragraph.

b. Practice Areas / Highlights. A Credential Holder, if and only if representing a Media Outlet that owns and operates a linear, 24x7x365 channel distributed via free-to-air, cable, satellite, IPTV and/or OTT platforms that is an Approved Platform, may capture video of interviews from the practice areas and highlights of practice and competition rounds. Such video: (i) may solely be captured for and used in a regularly scheduled news program on such linear channel (and simulcast via the Media Outlet's digital platforms that are Approved Platforms where such linear channel is simulcast on a 24x7x365 basis); (ii) may not be in excess of three (3) minutes in the aggregate per day from each Tour; and (iii) may not be distributed in any geographic market until PGA TOUR's broadcaster(s) of the Tournament in such geographic market has concluded its telecast of that day's live or initial air coverage.

PGA TOUR MEDIA REGULATIONS

4. Audio. A Credential Holder may capture audio of (a) commentary by the Credential Holder in the Media Center (e.g., "stand-up" Tournament updates), (b) one-on-one interviews by the Credential Holder in the Media Center and any "flash" interview areas designated by PGA TOUR staff and (c) interviews organized by PGA TOUR Staff in the Media Center interview room and/or in "flash" interview areas (e.g., "press conferences"). The Credential Holder and/or his/her Media Outlet may distribute such audio on a [live] and/or delayed basis via Approved Platforms. A Credential Holder may not capture "play-by-play" or similar audio descriptions of practice or competition rounds, including any activity on the golf course or in the practice areas.

5. Photography.

a. Competition Photographers. If a Credential Holder is credentialed as a Competition Photographer, he/she may capture photographs on all Tournament days throughout the Tournament site, including of competition.

b. Non-Competition Photographers. If a Credential Holder is not credentialed as a Competition Photographer:

i. Practice Days. On practice days (typically Monday – Wednesday), the Credential Holder may capture photographs throughout the Tournament site, including of practice areas and practice rounds.

ii. Competition Days. On competition days (typically Thursday – Sunday), the Credential Holder may capture photographs solely of the practice areas, in the Media Center and designated interview areas and of non-competition areas of the Tournament site (e.g., hospitality areas).

c. Distribution. A Credential Holder and/or his/her Media Outlet may distribute photographs captured at a Tournament solely via Approved Platforms. Such photographs may not be used with real-time or near real-time information or sequenced to create a "shot by shot" or "hole by hole" account of the day's play, nor may photos be sequenced in such a way as to approximate video.

6. Drone Use. Drones (or unmanned aircraft systems) may not be used by a Media Outlet and/or its Credentialed Media at PGA TOUR-sanctioned tournaments (across all PGA TOUR-operated tours) at any time during tournament week, including on practice round days. PGA TOUR will consider requests to fly drones at tournaments on a case-by-case basis and expects to approve drone flights at tournaments only in limited circumstances. Drone video of the Tournament course is available via the PGA TOUR Content Hub for Media Outlets and/or its Credentialed Media to download and use per these Media Regulations.

7. Media Days. On Media Days, a Credential Holder may capture video and/or audio of commentary by the Credential Holder, press conferences and interviews by the Credential Holder, and special events at Media Days (e.g., clinics, promotions, etc.). A Credential Holder and/or his/her Media Outlet may distribute such video and/or audio on a live and/or delayed basis via Approved Platforms. Each Credential Holder (whether a Competition or Non-Competition Photographer) may capture photographs of all Media Day activities and distribute such photographs through Approved Platforms as set forth in Section II.5.c immediately above.

8. Timing of Content Distribution. Audio, video, and photos captured at Tournaments may be used and posted in Approved Platforms until (and not after) forty-eight (48) hours following the conclusion of the applicable Tournament. If audio, video, or photos are used or posted in Approved Platforms prior to such deadline, the Media Outlet and/or Credential Holder will not be required to take down such audio, video, or photos after such deadline unless PGA TOUR requests.

9. Archiving and Aggregation. A Media Outlet and/or Credential Holder may not archive, compile or aggregate content collected and captured at a Tournament pursuant to these Media Regulations, including without limitation for purposes of a gallery, program, show, product or service covering PGA TOUR, any other Tour(s) and/or Tournament(s).

10. No Real-Time Coverage. A Media Outlet and/or Credential Holder's coverage of a Tournament from on site on any platform may not purport to be, approximate or serve as a substitute for play-by-play, hole-by-hole or real-time coverage of a Tournament via PGA TOUR's official or licensed platforms, as determined by PGA TOUR.

11. Promotion of Coverage. A Media Outlet and/or Credential Holder may not advertise, market, promote or imply the offering of "live" coverage of Tournament action (practice or competition) under these Media Regulations.

12. Ownership. As a condition to receiving credentials hereunder and being provided with access to a Tournament, each Media Outlet and Credential Holder acknowledges and agrees that PGA TOUR is the sole owner of all rights, including all copyrights, in and to all audio and video captured at a Tournament (of golf action or otherwise). Each Media Outlet and Credential Holder hereby assigns to PGA TOUR all such rights, provided that each Media Outlet and Credential Holder is hereby authorized to use such audio and video as expressly permitted under these Media Regulations. At PGA TOUR's request., each Media Outlet and Credential Holder will execute any further documentation reasonably requested and provided by PGA TOUR to effect PGA TOUR's ownership of such audio and video. Further, at PGA TOUR's request, each Media Outlet and Credential Holder will provide PGA TOUR with copies of all such audio and video, and all photography it/he/she captured at a Tournament, at PGA TOUR's cost and expense.

13. Credits. Uses of video pursuant to these Media Regulations, where reasonably practicable and customary, shall be made with a courtesy credit to PGA TOUR.

PGA TOUR MEDIA REGULATIONS

14. Takedowns. PGA TOUR may issue and/or request takedowns of content captured at a Tournament as applicable in the event of any violation of these Media Regulations. Each Media Outlet and Credential Holder agrees to promptly comply with any such request.

15. Other Content and Platforms. Content and platforms not specifically addressed in these Media Regulations, including virtual and augmented reality, may not be captured at a Tournament or used by a Media Outlet and/or Credential Holder unless set forth in a separate written agreement with PGA TOUR.

SECTION III. ON-SITE CONDUCT GUIDELINES

1. General Conduct Guidelines. For all Credential Holders:

a. A Credential Holder must present his/her credentials upon entry to a Tournament, at all relevant access points within a Tournament and at the request of PGA TOUR or Tournament staff.

b. A Credential Holder must follow the directions and instructions of PGA TOUR and Tournament staff while present at a Tournament pursuant to these Media Regulations.

c. All media recording devices and other equipment must be noise free at all times.

d. The use of carts by a Credential Holder is prohibited.

2. Positioning Guidelines. For all Credential Holders:

a. Only a Credential Holder with an inside the ropes credential is permitted inside the ropes at any time. Further, a Credential Holder must hold an inside the ropes credential for the relevant Tournament day.

b. A Credential Holder with an inside the ropes credential: (i) must remain within an arm's length from the ropes, so as to blend into the gallery and appear to be part of the gallery at all times; and (ii) is not permitted on the teeing ground unless express written permission has been granted by PGA TOUR.

c. A Credential Holder may not position himself/herself in the line of play. If requested to move by a player, caddie or PGA TOUR or Tournament staff, a Credential Holder must do so without delay or discussion. A Credential Holder should position him/herself outside of the reasonable line of sight of PGA TOUR broadcasters.

3. Interview Guidelines. For all Credential Holders:

a. Use of interviews must be limited to the person being interviewed.

b. A Credential Holder must clearly request, and the player must clearly grant permission, for audio and/or video of an interview to be recorded. The Credential Holder is responsible for providing evidence of such permission at the request of PGA TOUR and/or the interviewee.

c. Players are not to be distracted or interrupted for interviews (or any other purpose) during practice or play on any day of a Tournament.

d. Interviews are permitted in the practice areas only if the interview is conducted by prior arrangement with the player, outside the hitting area and not where it could be distracting to other players.

e. On competition days, interviews may be conducted only after the conclusion of the player's round (i.e., after the player has signed his scorecard), unless a prior arrangement is made a pre-round interview. A Credential Holder is not allowed in the scoring area. PGA TOUR staff will seek to make requested and leading players available each day in a designated interview area (typically, near the scoring area and/or in the Media Center).

4. Photography Guidelines. For all Credential Holders (i.e., for Competition and Non-Competition Photographers):

a. Silent photography equipment must be used when taking a picture during a player's swing at any time.

b. Players may not be asked to pose during practice sessions (i) before a practice or competition round except by prior arrangement with the player or (ii) during a practice or competition round under any circumstances.

5. Locker Room Guidelines. Only Credential Holders specifically credentialed for locker room access are permitted in the locker room. For such permitted Credential Holders:

a. Live reporting, video recording and photography are not permitted in the locker room.

b. Audio recording is permitted in the locker room, subject to the following terms and conditions:

i. Audio interviews in the locker room are for a Credential Holder's reference only. The audio may not be distributed to the public or any third party or used for any other purpose.

ii. Audio may be recorded in the locker room solely for one-on-one player interviews (with express permission).

iii. A Credential Holder must make other players in the vicinity aware that an interview is being recorded.

iv. PGA TOUR staff may designate an area within the locker room for the purpose of conducting interviews.

c. During weather delays, a Credential Holder is not permitted in the locker room. If possible, PGA TOUR staff will make players available for interviews during weather delays in designated interview area(s).

PGA TOUR MEDIA REGULATIONS

SECTION IV. MISCELLANEOUS TERMS

1. Use of PGA TOUR and Tournament Trademarks. Each Media Outlet is authorized to use the names, logos and other trademarks of PGA TOUR and Tournaments solely in its news and editorial coverage of a Tournament and/or Tour pursuant to these Media Regulations. The use of such trademarks must be in accordance with PGA TOUR's and Tournaments' brand guidelines and instructions from time to time. Such trademarks: (a) may not be used in any commercial manner; and (b) may not be used to imply an official, marketing, endorsement or sponsorship relationship with PGA TOUR or any other Tour or a Tournament.

2. Commercial Uses. If a Media Outlet and/or Credential Holder desire to use information or other content collected by them pursuant to these Media Regulations, any archival footage or content of PGA TOUR or any trademark of PGA TOUR or a Tournament for any commercial or promotional purpose, please contact PGA TOUR. Any such usage, if permitted, must be set forth in a separate license agreement. These Media Regulations do not apply to, and credentials will not be issued under these Media Regulations to, equipment manufacturers, sponsors and other commercial entities.

3. Wire Services. A Media Outlet recognized by PGA TOUR as an established wire and news distribution service (e.g., AP) may distribute the information and other content collected by its Credential Holders under these Media Regulations to third party media organizations in the ordinary course of its business. Such third party media organizations may use such information and other content solely for their news and editorial coverage on the same terms and conditions applicable to Media Outlets under these Media Regulations. Each wire and news distribution service will be responsible for the compliance of its third party media organizations with the terms and conditions of these Media Regulations. No Media Outlet or Credential Holder may otherwise transfer, sell or license the information or other content collected by it/him/her pursuant to these Media Regulations.

4. Assumption of Risk and Release of Liability. As a condition to receiving credentials under these Media Regulations, each Media Outlet and Credential Holder acknowledges and assumes all risks and dangers incidental to the game of golf and attending a Tournament, known and unknown, and hereby releases PGA TOUR, the Tournament, the host organization, the host site, all sponsors, all players, volunteers and their respective affiliates, officers, directors, managers, members, employees and agents from any and all liabilities, damages and losses, including property damage, personal injury and death, resulting from its/his/her attendance of a Tournament to the fullest extent permitted under applicable law.

5. Indemnification. Each Media Outlet and Credential Holder shall indemnify, defend and hold harmless PGA TOUR, Tournaments, host organizations, host sites, sponsors, players and their respective affiliates, officers, directors, managers, members, employees, volunteers and agents from and against any and all liabilities, damages, injuries, claims, suits, judgments, causes of action and expenses (including reasonable attorneys' fees) suffered or incurred by any of them as a result of any breach of these Media Regulations, negligence or willful misconduct by or of, for purposes of the Media Outlet's obligation, the Media Outlet or any of its Credential Holders, or, for purposes of a Credential Holder's obligation, such Credential Holder.

6. Use of Likeness. Each Credential Holder grants permission to PGA TOUR and its affiliates, licensees, distributors and media partners to utilize his/her image and likeness as appearing incidentally in any live or recorded television or other transmission or reproduction in whole or in part of any Tournament.

7. Interpretation, Modification and Enforcement. PGA TOUR may interpret, modify, update, replace and enforce these Media Regulations at any time in its sole discretion. These Media Regulations are not intended to and do not serve as a waiver of any intellectual property or other rights of PGA TOUR.

8. Reservation of Rights. PGA TOUR reserves all rights not expressly granted to a Media Outlet and/or Credential Holder under these Media Regulations.

9. No Transferability. These Media Regulations, and each credential issued hereunder, may not be transferred, conveyed or assigned by a Media Outlet or Credential Holder.

10. Entire Agreement. These Media Regulations constitute the entire agreement among PGA TOUR, a Media Outlet and its Credential Holders with respect to the matters covered in these Media Regulations and shall supersede all prior written, oral, or implied understandings among them with respect to such matters. Any other terms or conditions proposed by a Media Outlet or Credential Holder are hereby rejected.

11. Governing Law; Venue. These Media Regulations will be construed and enforced according to the laws of the State of Florida, without regard to conflicts of law principles. Each party irrevocably submits to the exclusive jurisdiction of the courts of St. Johns County in the State of Florida and the federal courts of the Unites States of America located in Jacksonville, Florida for any action or proceeding arising out of or related to these Media Regulations.

12. Acceptance of Media Regulations. By using a credential, each Credential Holder and his/her Media Outlet accepts and agrees to the approved terms of the credential and these Media Regulations (in the event the Credential Holder and/or Media Outlet has not already accepted and agreed).

13. Questions. Please contact the PGA TOUR Communications Department with any questions regarding these Media Regulations.

TRAVELERS
CHAMPIONSHIP